



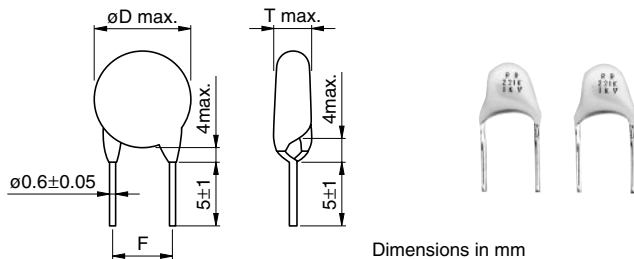
**THE DATASHEET OF
CK45-R3AD561K-NR**



Mid-high Voltage Ceramic Capacitors(Disk with Lead) Low Dissipation at High Frequency CK45-RR Series

Conformity to RoHS Directive

SHAPES AND DIMENSIONS



CAPACITANCE TEMPERATURE CHARACTERISTICS AND TOLERANCE

Temperature characteristics	Temperature range	Capacitance tolerance
R(+15, -30%)	-25 to +125°C	K(±10%)

CAPACITANCE AND DIMENSIONS

RATED VOLTAGE Edc: 1kV

Part No.	Capacitance (pF)	Dimensions (mm)		
		øD max.	T max.	F
CK45-R3AD101K-NR	100*	6	5	5±1.5
CK45-R3AD121K-NR	120	6	5	5±1.5
CK45-R3AD151K-NR	150*	6	5	5±1.5
CK45-R3AD181K-NR	180	6	5	5±1.5
CK45-R3AD221K-NR	220*	6	5	5±1.5
CK45-R3AD271K-NR	270	6	5	5±1.5
CK45-R3AD331K-NR	330*	6.5	5	5±1.5
CK45-R3AD391K-NR	390	6.5	5	5±1.5
CK45-R3AD471K-NR	470*	7	5	5±1.5
CK45-R3AD561K-NR	560	7.5	5	5±1.5
CK45-R3AD681K-NR	680*	8	5	5±1.5
CK45-R3AD821K-NR	820	8.5	5	5±1.5
CK45-R3AD102K-NR	1,000*	9	5	5±1.5
CK45-R3AD122K-NR	1,200	9.5	5	5±1.5
CK45-R3AD152K-NR	1,500*	10	5	5±1.5
CK45-R3AD182K-NR	1,800	10.5	5	5±1.5
CK45-R3AD222K-NR	2,200*	11.5	5	7.5±1.5
CK45-R3AD272K-NR	2,700	12.5	5	7.5±1.5
CK45-R3AD332K-NR	3,300*	13.5	5	7.5±1.5
CK45-R3AD392K-NR	3,900	14.5	5	7.5±1.5
CK45-R3AD472K-NR	4,700*	15.5	5	10±2

* 1kV and 2kV are E6 series standard products.

RATED VOLTAGE Edc: 2kV

Part No.	Capacitance (pF)	Dimensions (mm)		
		øD max.	T max.	F
CK45-R3DD101K-NR	100*	6	5	5±1.5
CK45-R3DD121K-NR	120	6	5	5±1.5
CK45-R3DD151K-NR	150*	6	5	5±1.5
CK45-R3DD181K-NR	180	6.5	5	5±1.5
CK45-R3DD221K-NR	220*	7	5	5±1.5
CK45-R3DD271K-NR	270	7	5	5±1.5
CK45-R3DD331K-NR	330*	7.5	5	5±1.5
CK45-R3DD391K-NR	390	8	5	5±1.5
CK45-R3DD471K-NR	470*	8.5	5	5±1.5
CK45-R3DD561K-NR	560	9	5	5±1.5
CK45-R3DD681K-NR	680*	9.5	5	5±1.5
CK45-R3DD821K-NR	820	10	5	5±1.5
CK45-R3DD102K-NR	1,000*	11	5	5±1.5
CK45-R3DD122K-NR	1,200	11.5	5	7.5±1.5
CK45-R3DD152K-NR	1,500*	12	5	7.5±1.5
CK45-R3DD182K-NR	1,800	13.5	5	7.5±1.5
CK45-R3DD222K-NR	2,200*	14.5	5	7.5±1.5
CK45-R3DD272K-NR	2,700	15.5	5	10±2
CK45-R3DD332K-NR	3,300*	17	5	10±2
CK45-R3DD392K-NR	3,900	18	5	10±2
CK45-R3DD472K-NR	4,700*	19.5	5	10±2

* 1kV and 2kV are E6 series standard products.



RATED VOLTAGE Edc: 3kV

Part No.	Capacitance (pF)	Dimensions (mm)		
		øD max.	T max.	F
CK45-R3FD101K-NR	100	6	6	7.5±1.5
CK45-R3FD121K-NR	120	6.5	6	7.5±1.5
CK45-R3FD151K-NR	150	7	6	7.5±1.5
CK45-R3FD181K-NR	180	7	6	7.5±1.5
CK45-R3FD221K-NR	220	7.5	6	7.5±1.5
CK45-R3FD271K-NR	270	8	6	7.5±1.5
CK45-R3FD331K-NR	330	8.5	6	7.5±1.5
CK45-R3FD391K-NR	390	9	6	7.5±1.5
CK45-R3FD471K-NR	470	9.5	6	7.5±1.5
CK45-R3FD561K-NR	560	10	6	7.5±1.5
CK45-R3FD681K-NR	680	10.5	6	7.5±1.5
CK45-R3FD821K-NR	820	11.5	6	7.5±1.5
CK45-R3FD102K-NR	1,000	12	6	7.5±1.5
CK45-R3FD122K-NR	1,200	13	6	7.5±1.5
CK45-R3FD152K-NR	1,500	14.5	6	7.5±1.5
CK45-R3FD182K-NR	1,800	15.5	6	10±2
CK45-R3FD222K-NR	2,200	16.5	6	10±2
CK45-R3FD272K-NR	2,700	18	6	10±2

- For more information about the products of other capacitance or data, please contact us.
- Conformity to RoHS Directive: This means that, in conformity with EU Directive 2002/95/EC, lead, cadmium, mercury, hexavalent chromium, and specific bromine-based flame retardants, PBB and PBDE, have not been used, except for exempted applications.
- All specifications are subject to change without notice.

Looking for pricing, stock, or lifecycle information?

Click below to explore more details on WIN SOURCE:

-  [View CK45-R3AD561K-NR on WIN SOURCE](#)
-  [TDK Corporation Information](#)

Optimize Your Supply Chain with WIN SOURCE Solutions

-  Global Sourcing Solution
-  Obsolete Management
-  Cost Control Management
-  Shortage Management
-  Alternative Solution
-  Excess Inventory Management