



**THE DATASHEET OF
N1A30309**






Quality Products. Service Excellence.

Type 1 Mild Steel Wallmount Enclosure *N1A Series*

Hinge Door with Quarter Turn



Application

- Designed for indoor use to house controls, instruments and components not requiring oil-tight or dust-tight protection.

Standards

- UL 50 Type 1
- CSA Type 1
- Complies with
 - NEMA Type 1
 - IEC 60529, IP20

Construction

- Enclosure is formed and spot welded from 12 or 14 gauge steel.
- Removable 12 or 14 gauge inner panel is mounted in the rear of the enclosure on collar studs.
- Removable door is mounted on slip hinges.
- Door is fastened with a slotted quarter turn latch; doors 30" and higher are provided with two latches.
- A bonding stud is provided on the door and a grounding stud is provided in the box.
- Mounting holes are provided in the rear of the enclosure.
- Piano hinge on 12 gauge units.

Finish

- Enclosure and door are finished in ANSI 61 gray powder coating.
- Inner panel is finished in white powder coating.

Accessories

- Additional Inner Panels
- Type 1 Lock Kit
- Window Kits
- Perforated Inner Panels
- Ventilation
- Padlock Adaptor

New and improved PDF part drawing files with more detail now available.

Click part number in table below to access PDF, DXF, and STEP files.



Part No.	Enclosure			Inner Panel	
	H	W	D	H	W
N1A16127	16.00	12.00	7.00	13.00	10.50

Part No.	Enclosure			Inner Panel	
	H	W	D	H	W
N1A16167	16.00	16.00	7.00	13.00	14.50
N1A16207	16.00	20.00	7.00	13.00	18.50
N1A20167	20.00	16.00	7.00	17.00	14.50
N1A20207	20.00	20.00	7.00	17.00	18.50
N1A24167	24.00	16.00	7.00	21.00	14.50
N1A24207	24.00	20.00	7.00	21.00	18.50
N1A24247	24.00	24.00	7.00	21.00	22.50
N1A30207	30.00	20.00	7.00	26.00	18.50
N1A30247	30.00	24.00	7.00	26.00	22.50
N1A36247	36.00	24.00	7.00	32.00	22.50
N1A36307	36.00	30.00	7.00	32.00	28.50
N1A16129	16.00	12.00	9.00	13.00	10.50
N1A20169	20.00	16.00	9.00	17.00	14.50
N1A20209	20.00	20.00	9.00	17.00	18.50
N1A20249	20.00	24.00	9.00	17.00	22.50
N1A24209	24.00	20.00	9.00	21.00	18.50
N1A24249	24.00	24.00	9.00	21.00	22.50
N1A30209	30.00	20.00	9.00	26.00	18.50
N1A30249	30.00	24.00	9.00	26.00	22.50
N1A30309	30.00	30.00	9.00	26.00	28.50
N1A36249	36.00	24.00	9.00	32.00	22.50
N1A36309	36.00	30.00	9.00	32.00	28.50
N1A42249	42.00	24.00	9.00	38.00	22.50
N1A242012	24.00	20.00	12.00	21.00	18.50
N1A242412	24.00	24.00	12.00	21.00	22.50
N1A302412	30.00	24.00	12.00	26.00	22.50
N1A363012	36.00	30.00	12.00	32.00	28.50
N1A423012 ¹	42.00	30.00	12.00	38.00	28.50
N1A423612 ¹	42.00	36.00	12.00	38.00	34.50
N1A483612 ¹	48.00	36.00	12.00	44.00	34.50

¹ 12 gauge construction*Data subject to change without notice*

Looking for pricing, stock, or lifecycle information?

Click below to explore more details on WIN SOURCE:

-  [View N1A30309 on WIN SOURCE](#)
-  [Hammond Manufacturing Information](#)

Optimize Your Supply Chain with WIN SOURCE Solutions

-  Global Sourcing Solution
-  Obsolete Management
-  Cost Control Management
-  Shortage Management
-  Alternative Solution
-  Excess Inventory Management