



**THE DATASHEET OF
222K121-25/225-0-CS6940**



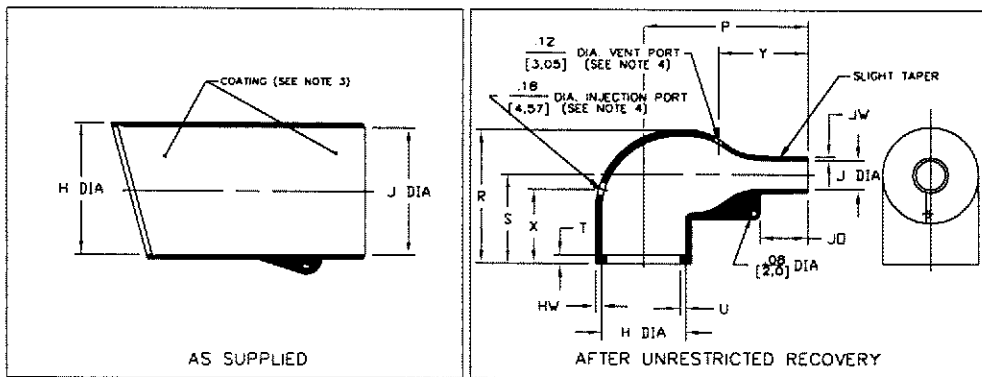
Molded Parts Specification Control Drawing

Part Number : 222K121 thru 185-25/225

Description : Boot, 90°, With Lip

NOTES

- All dimensions are in $\frac{\text{inches}}{\text{millimeters}}$
- Dimensions appearing in table are as follows:
a - As Supplied
b - After Unrestricted Recovery
- Coating is optional. As supplied dimensions appearing in table are for uncoated parts. When coating is added, entry diameters will be reduced by .06 max.
- Molding parts are optional. When -00 modification number is specified molding parts will be located as shown.
- If eyelet clip (000W212) is required with part then add CS-1858 to description (i.e. 202K121-3-0-CS-1858).



PART NUMBER	H		J		P	R	S	T	U	JO	HW	JW	X	Y
	Min	Max	Min	Max	±10%	±10%	±10%	±10%	±10%	±10%	±20%	±20%	±20%	±20%
	a	b	a	b	b	b	b	b	b	b	b	b	b	b
222K121-25/225	.95 [24.0]	.41 [10.4]	.95 [24.0]	.22 [5.6]	.98 [25.0]	.98 [25.0]	.75 [19.0]	.12 [3.0]	.04 [1.0]	.33 [8.5]	.05 [1.3]	.02 [0.5]	.71 [18.0]	.63 [16.0]
222K132-25/225	1.18 [30.0]	.56 [14.2]	1.18 [30.0]	.23 [5.9]	1.26 [32.0]	1.06 [27.0]	.79 [20.0]	.12 [3.0]	.04 [1.0]	.33 [8.5]	.06 [1.5]	.03 [0.8]	.71 [18.0]	.79 [20.0]
222K142-25/225	1.22 [31.0]	.71 [18.0]	1.22 [31.0]	.28 [7.1]	1.54 [39.0]	1.22 [31.0]	.83 [21.0]	.12 [3.0]	.04 [1.0]	.59 [15.0]	.07 [1.8]	.04 [1.0]	.71 [18.0]	.79 [20.0]
222K152-25/225	1.42 [36.0]	.88 [22.4]	1.42 [36.0]	.33 [8.4]	1.81 [46.0]	1.50 [38.0]	1.02 [26.0]	.12 [3.0]	.04 [1.0]	.63 [16.0]	.07 [1.8]	.04 [1.0]	.98 [25.0]	.98 [25.0]
222K163-25/225	1.69 [43.0]	1.11 [28.2]	1.69 [43.0]	.39 [9.9]	2.17 [55.0]	1.77 [45.0]	1.18 [30.0]	.12 [3.0]	.07 [1.7]	.69 [17.5]	.08 [2.0]	.04 [1.0]	.98 [25.0]	1.18 [30.0]
222K174-25/225	2.36 [60.0]	1.38 [35.1]	2.36 [60.0]	.62 [15.7]	3.15 [80.0]	2.13 [54.0]	1.38 [35.0]	.12 [3.0]	.07 [1.7]	1.26 [32.0]	.13 [3.3]	.06 [1.5]	.98 [25.0]	1.77 [45.0]
222K185-25/225	2.60 [66.0]	1.75 [44.5]	2.60 [66.0]	.66 [16.8]	4.25 [108.0]	2.68 [68.0]	1.65 [42.0]	.12 [3.0]	.08 [2.0]	1.89 [48.0]	.15 [3.8]	.08 [2.0]	1.38 [35.0]	2.76 [70.0]

TE
TE Connectivity
300 CONSTITUTION DRIVE
MENLO PARK, CALIFORNIA 94025

Revision : D1
Date : 28MAR11

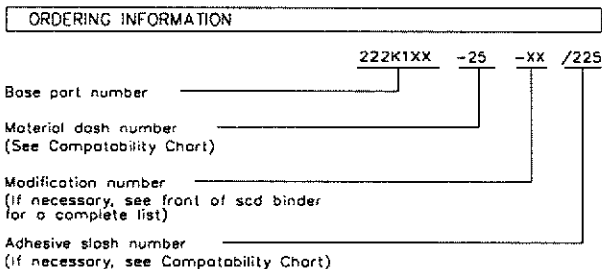
Part Number : 222K121 thru 185-25/225
Description : Boot, 90°, With Lip

Molded Parts Specification Control Drawing

Part Number : 222K121 thru 185-25/225

Description : Boot, 90°, With Lip

COMPATABILITY CHART					
MATERIAL DASH NO.	MATERIAL DESCRIPTION	RT SPEC	COATING SLASH NO.	COATING S NO.	COATING DESCRIPTION
-25	Elastomer, Fluid Resistant	RT-1325	/225	S-1206	Adhesive



THIS DRAWING IS SUBJECT TO CHANGE WITHOUT NOTICE. CONSULT YOUR NEAREST FIELD REPRESENTATIVE FOR CURRENT REVISION

TE
TE Connectivity
300 CONSTITUTION DRIVE
MENLO PARK, CALIFORNIA 94025

Revision : D1
Date : 28MAR11

Part Number : 222K121 thru 185-25/225
Description : Boot, 90°, With Lip

If this document is printed it becomes uncontrolled. Check for the latest revision.


Looking for pricing, stock, or lifecycle information?

Click below to explore more details on WIN SOURCE:

 [View 222K121-25/225-0-CS6940](#) on WIN SOURCE

 [TE Connectivity](#) Information

Optimize Your Supply Chain with WIN SOURCE Solutions

-  Global Sourcing Solution
-  Obsolete Management
-  Cost Control Management
-  Shortage Management
-  Alternative Solution
-  Excess Inventory Management