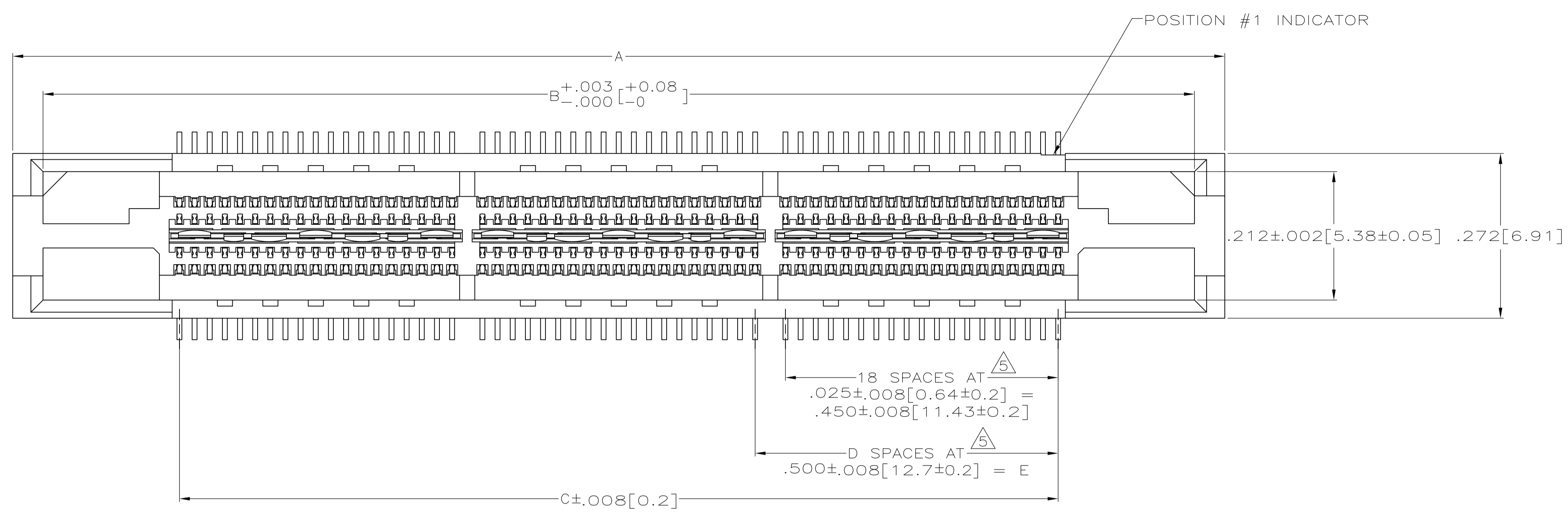


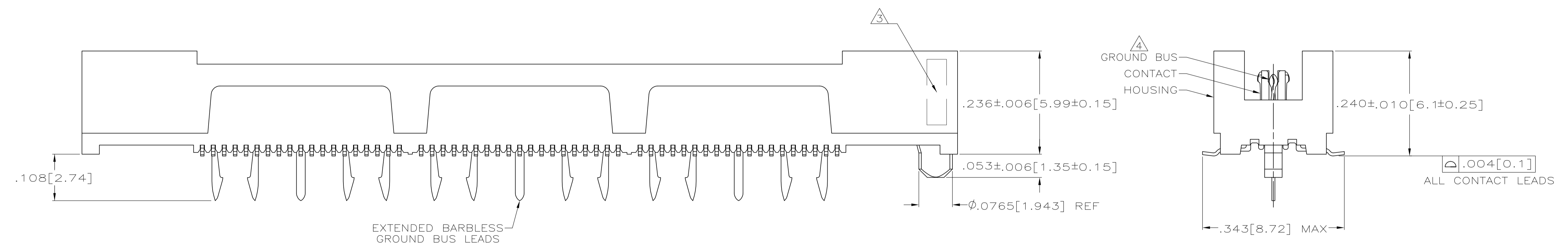


THE DATASHEET OF
5767171-1





- $\triangle 1$ HOUSING: LIQUID CRYSTAL POLYMER, COLOR BLACK.
CONTACTS: HIGH RELIABILITY COPPER ALLOY.
GROUND BUSES: PHOSPHOR BRONZE ALLOY, UNS C51100.
- $\triangle 2$ CONTACTS & GROUND BUSES: NICKEL UNDERPLATE ALL OVER, MATING SURFACE PLATED TO MEET LEVEL 2 PERFORMANCE REQUIREMENTS OF TE PRODUCT SPECIFICATION 108-1422, SOLDER TAILS PLATED MATTE TIN.
- $\triangle 3$ DATE CODE MARKED IN AREA INDICATED ON SIDE OPPOSITE POSITION #1.
- $\triangle 4$ ONE GROUND BUS WITH 5 TAILS PER EACH MODULE.
- $\triangle 5$ TOLERANCE NON-ACCUMULATIVE.
- $\triangle 6$ FOR STANDARD APPLICATIONS, ORIENTATION HOLE TO BE $\phi .094 \pm .002 [2.39 \pm 0.05]$.
FOR SLIP-FIT APPLICATIONS, ORIENTATION HOLE TO BE $\phi .079 \pm .001 [2.00 \pm 0.03]$.
- $\triangle 7$ CONNECTORS PACKAGED ON 13 INCH DIA REELS PER EIA 481.
- $\triangle 8$ NOT RELEASED FOR PRODUCTION.



SEE SHEET 2 FOR RECOMMENDED PC BOARD LAYOUT AND PACKAGING DETAIL

$\triangle 6$	NO	3.465 [88]	2.000 [50.8]	4	2.450 [62.23]	2.900 [73.66]	3.000 [76.2]	190	1-5767171-2
$\triangle 6$	NO	3.465 [88]	1.500 [38.1]	3	1.950 [49.53]	2.400 [60.96]	2.500 [63.5]	152	1-5767171-1
$\triangle 6$	NO	2.835 [72]	1.000 [25.4]	2	1.450 [36.83]	1.900 [48.26]	2.000 [50.8]	114	1-5767171-0
$\triangle 6$	NO	2.205 [56]	.500 [12.7]	1	.950 [24.13]	1.400 [35.56]	1.500 [38.1]	76	5767171-9
$\triangle 6$	NO	1.732 [44]	.000 [0]	0	.450 [11.43]	.900 [22.86]	1.000 [25.4]	38	5767171-8
	-	-	-	-	-	-	-	-	-
$\triangle 6$	YES	3.465 [88]	2.000 [50.8]	4	2.450 [62.23]	2.900 [73.66]	3.000 [76.2]	190	5767171-5
$\triangle 6$	YES	3.465 [88]	1.500 [38.1]	3	1.950 [49.53]	2.400 [60.96]	2.500 [63.5]	152	5767171-4
$\triangle 6$	YES	2.835 [72]	1.000 [25.4]	2	1.450 [36.83]	1.900 [48.26]	2.000 [50.8]	114	5767171-3
$\triangle 6$	YES	2.205 [56]	.500 [12.7]	1	.950 [24.13]	1.400 [35.56]	1.500 [38.1]	76	5767171-2
$\triangle 6$	YES	1.732 [44]	.000 [0]	0	.450 [11.43]	.900 [22.86]	1.000 [25.4]	38	5767171-1
	VACUUM COVER INCLUDED	F	E	D	C	B	A	NO OF POS	PART NUMBER

THIS DRAWING IS A CONTROLLED DOCUMENT.

APPROVED: **A. FERNANDEZ** 27 OCT 04
 CHK: **D. DIXON** 27 OCT 04
 NAME: **D. DIXON** 27 OCT 04

Tyco Electronics Corporation
 Harrisburg, PA 17105-3608

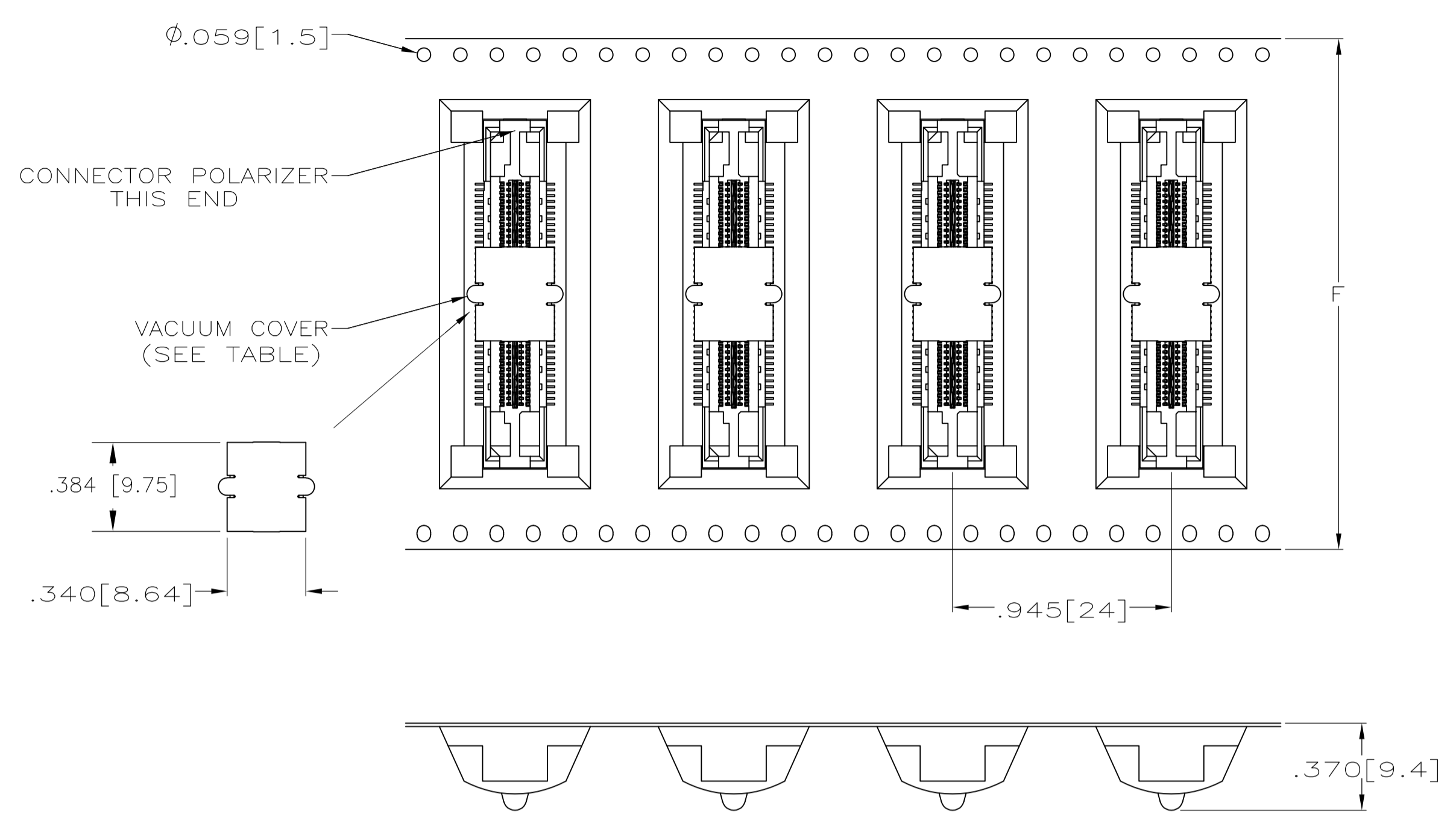
RECEPTACLE ASSEMBLY, VERTICAL,
 .025[0.64]CL, GULL WING LEADS,
 POCKET TAPE PACKAGED, MICTOR

PRODUCT SPEC: 108-1422
 APPLICATION SPEC: 114-11004

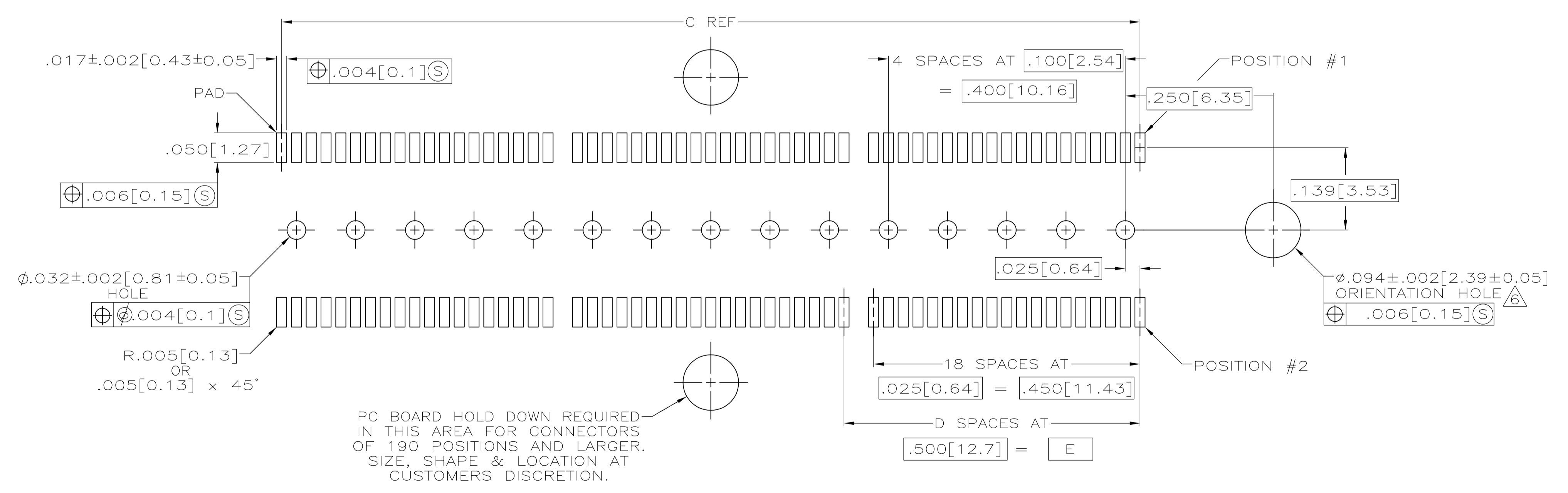
SIZE: A1
 CAGE CODE: 00779
 DRAWING NO: 5767171

RESTRICTED TO: CUSTOMER DRAWING

SCALE: 8:1 SHEET 1 OF 2 REV B2



PACKAGING DETAIL Δ
 SCALE 2:1
 DIMENSIONS ARE FOR REFERENCE



RECOMMENDED PC BOARD LAYOUT
 (VIEWED FROM CONNECTOR SIDE)

THIS DRAWING IS A CONTROLLED DOCUMENT.		DIN A. FERNANDEZ 27 OCT 04	Tyco Electronics Corporation Harrisburg, PA 17105-3608
DIMENSIONS: INCHES		CHK D. DIXON 27 OCT 04	
TOLERANCES UNLESS OTHERWISE SPECIFIED:		APP'D D. DIXON 27 OCT 04	NAME
0. PLC ± -			RECEPTACLE ASSEMBLY, VERTICAL, .025[0.64] CL, GULL WING LEADS, POCKET TAPE PACKAGED, MICTOR
1. PLC ± -			PRODUCT SPEC
2. PLC ± -			APPLICATION SPEC
3. PLC ± .005(0.13)			SIZE
4. PLC ± -			WEIGHT
ANGLES ± -			CAGE CODE DRAWING NO. RESTRICTED TO
MATERIAL	FINISH	SCALE 8:1	A1 00779 C=5767171
CUSTOMER DRAWING		SHEET 2 OF 2	REV B2

Looking for pricing, stock, or lifecycle information?

Click below to explore more details on WIN SOURCE:

 [View 5767171-1 on WIN SOURCE](#)

 [TE Connectivity](#) Information

Optimize Your Supply Chain with WIN SOURCE Solutions

-  Global Sourcing Solution
-  Obsolete Management
-  Cost Control Management
-  Shortage Management
-  Alternative Solution
-  Excess Inventory Management