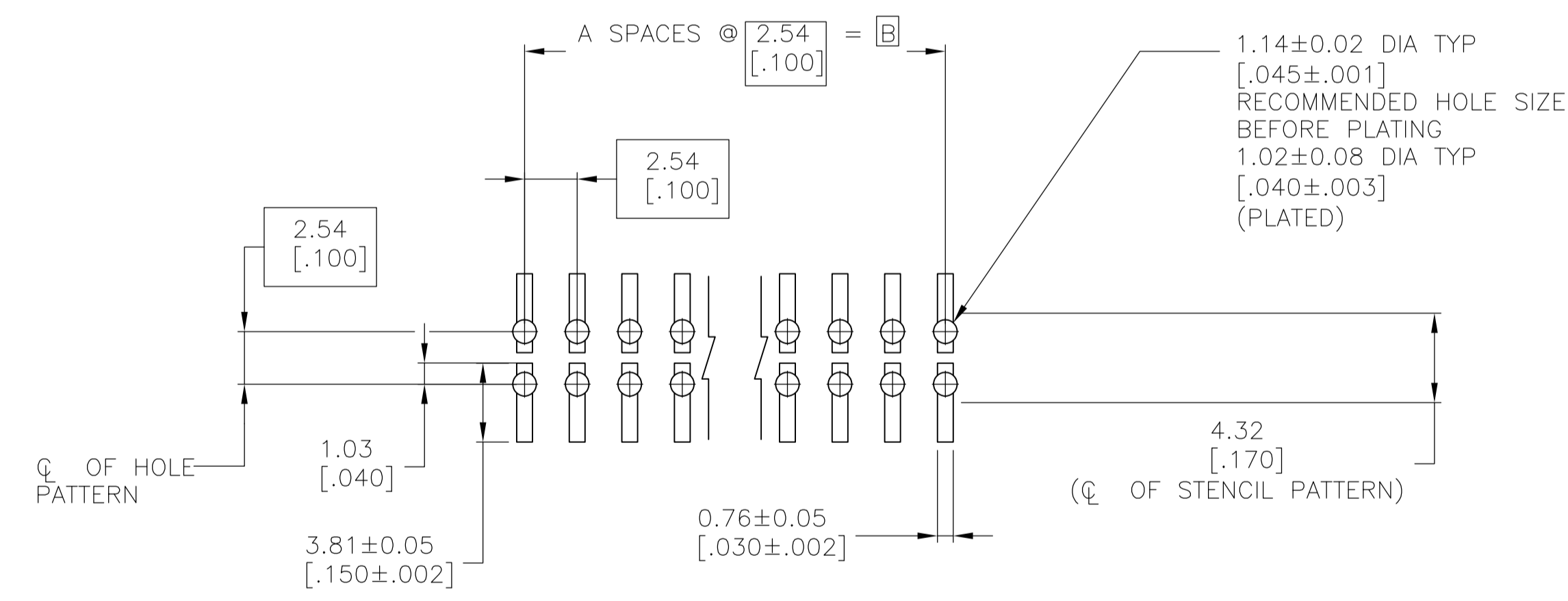
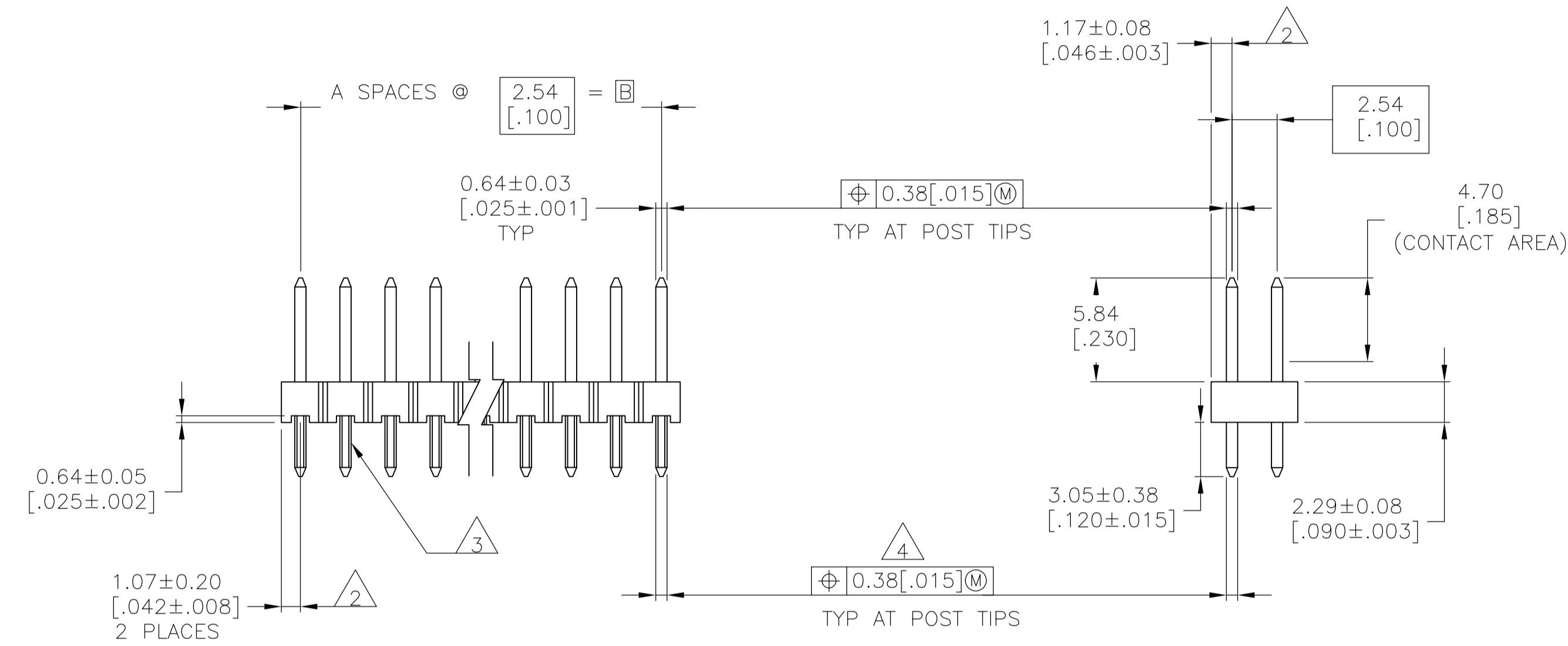
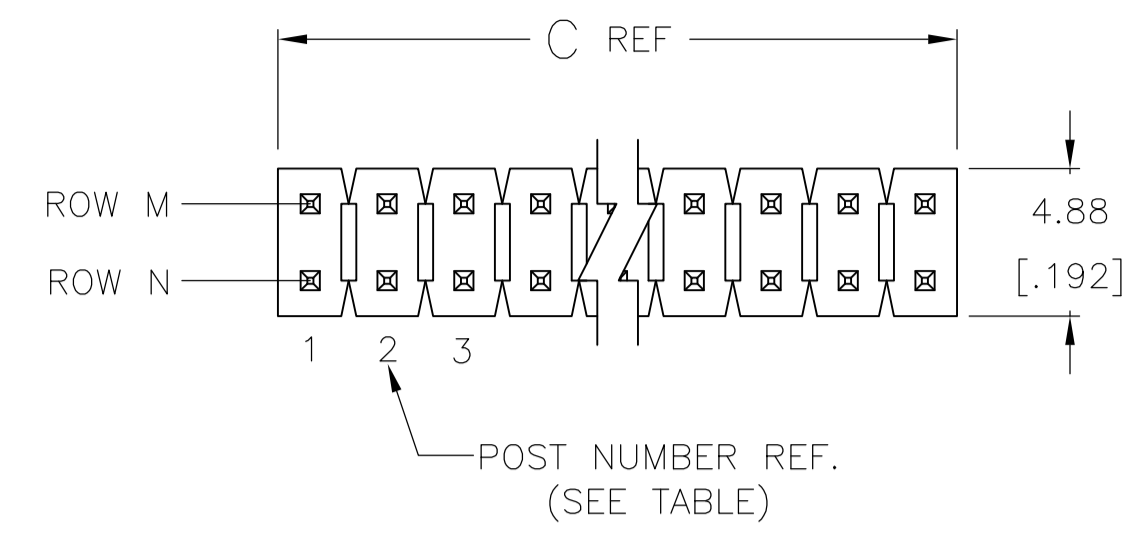




**THE DATASHEET OF**  
**5-146268-5**





RECOMMENDED PC BOARD MOUNTING DIMENSIONS FOR .063[1.60] THICK PC BOARD AND .012[.305] STENCIL THICK

- TRUE POSITION TOLERANCE OF THE POST TIPS APPLIES WHEN THE HEADER IS HELD FLAT AGAINST THE PRINTED CIRCUIT BOARD.
- THE NOTED DIMENSIONS APPLY AT THE INTERSECTION OF THE POST AND HOUSING.
- RETENTION FEATURES ON SOLDER TAILS, LOCATED AT MANUFACTURERS OPTION.
- ϕ 0.51[.020]Ⓜ FOR KINKED TAILS.
- HOUSING: LCP, COLOR-BLACK. POST: COPPER ALLOY.
- 0.000381 [0.00015] GOLD IN CONTACT AREA, 0.00254-0.00508 [0.000100-.0000200] MATTE TIN-LEAD ON SOLDER TAIL, ALL OVER 0.00127 [0.000050] NICKEL.
- 0.000381 [0.00015] GOLD IN CONTACT AREA, 0.00254-0.00508 [0.000100-.0000200] MATTE TIN ON SOLDER TAIL, ALL OVER 0.00127 [0.000050] NICKEL.
- OBsolete PARTS: OBsolete CIS STREAMLINING PER D.RENAUD/D.SINISI

PLATING	C	B	A	NO. OF POSITIONS	PART NUMBER	PLATING	C	B	A	NO. OF POSITIONS	PART NUMBER
7	101.19 [3.984]	99.06 [3.900]	39	80	9-146268-0	6	101.19 [3.984]	99.06 [3.900]	39	80	4-146268-0
8	98.65 [3.884]	96.52 [3.800]	38	78	8-146268-9	6	98.65 [3.884]	96.52 [3.800]	38	78	8-146268-9
7	96.11 [3.784]	93.98 [3.700]	37	76	8-146268-8	6	96.11 [3.784]	93.98 [3.700]	37	76	8-146268-8
7	93.57 [3.684]	91.44 [3.600]	36	74	8-146268-7	6	93.57 [3.684]	91.44 [3.600]	36	74	8-146268-7
7	91.03 [3.584]	88.90 [3.500]	35	72	8-146268-6	6	91.03 [3.584]	88.90 [3.500]	35	72	8-146268-6
7	88.49 [3.484]	86.36 [3.400]	34	70	8-146268-5	6	88.49 [3.484]	86.36 [3.400]	34	70	8-146268-5
7	85.95 [3.384]	83.82 [3.300]	33	68	8-146268-4	6	85.95 [3.384]	83.82 [3.300]	33	68	8-146268-4
7	83.41 [3.284]	81.28 [3.200]	32	66	8-146268-3	6	83.41 [3.284]	81.28 [3.200]	32	66	8-146268-3
7	80.87 [3.184]	78.74 [3.100]	31	64	8-146268-2	6	80.87 [3.184]	78.74 [3.100]	31	64	8-146268-2
7	78.33 [3.084]	76.20 [3.000]	30	62	8-146268-1	6	78.33 [3.084]	76.20 [3.000]	30	62	8-146268-1
7	75.79 [2.984]	73.66 [2.900]	29	60	8-146268-0	6	75.79 [2.984]	73.66 [2.900]	29	60	8-146268-0
7	73.25 [2.884]	71.12 [2.800]	28	58	7-146268-9	6	73.25 [2.884]	71.12 [2.800]	28	58	8-146268-9
7	70.71 [2.784]	68.58 [2.700]	27	56	7-146268-8	6	70.71 [2.784]	68.58 [2.700]	27	56	8-146268-8
7	68.17 [2.684]	66.04 [2.600]	26	54	7-146268-7	6	68.17 [2.684]	66.04 [2.600]	26	54	8-146268-7
7	65.63 [2.584]	63.5 [2.500]	25	52	7-146268-6	6	65.63 [2.584]	63.5 [2.500]	25	52	8-146268-6
7	63.09 [2.484]	60.96 [2.400]	24	50	7-146268-5	6	63.09 [2.484]	60.96 [2.400]	24	50	8-146268-5
7	60.55 [2.384]	58.42 [2.300]	23	48	7-146268-4	6	60.55 [2.384]	58.42 [2.300]	23	48	8-146268-4
7	58.01 [2.284]	55.88 [2.200]	22	46	7-146268-3	6	58.01 [2.284]	55.88 [2.200]	22	46	8-146268-3
7	55.47 [2.184]	53.34 [2.100]	21	44	7-146268-2	6	55.47 [2.184]	53.34 [2.100]	21	44	8-146268-2
7	52.93 [2.084]	50.80 [2.000]	20	42	7-146268-1	6	52.93 [2.084]	50.80 [2.000]	20	42	8-146268-1
7	50.39 [1.984]	48.26 [1.900]	19	40	7-146268-0	6	50.39 [1.984]	48.26 [1.900]	19	40	8-146268-0
7	47.85 [1.884]	45.72 [1.800]	18	38	6-146268-9	6	47.85 [1.884]	45.72 [1.800]	18	38	8-146268-9
7	45.31 [1.784]	43.18 [1.700]	17	36	6-146268-8	6	45.31 [1.784]	43.18 [1.700]	17	36	8-146268-8
7	42.77 [1.684]	40.64 [1.600]	16	34	6-146268-7	6	42.77 [1.684]	40.64 [1.600]	16	34	8-146268-7
7	40.23 [1.584]	38.10 [1.500]	15	32	6-146268-6	6	40.23 [1.584]	38.10 [1.500]	15	32	8-146268-6
7	37.69 [1.484]	35.56 [1.400]	14	30	6-146268-5	6	37.69 [1.484]	35.56 [1.400]	14	30	8-146268-5
7	35.15 [1.384]	33.02 [1.300]	13	28	6-146268-4	6	35.15 [1.384]	33.02 [1.300]	13	28	8-146268-4
7	32.61 [1.284]	30.48 [1.200]	12	26	6-146268-3	6	32.61 [1.284]	30.48 [1.200]	12	26	8-146268-3
7	30.07 [1.184]	27.94 [1.100]	11	24	6-146268-2	6	30.07 [1.184]	27.94 [1.100]	11	24	8-146268-2
7	27.53 [1.084]	25.40 [1.000]	10	22	6-146268-1	6	27.53 [1.084]	25.40 [1.000]	10	22	8-146268-1
7	24.99 [.984]	22.86 [.900]	9	20	6-146268-0	6	24.99 [.984]	22.86 [.900]	9	20	8-146268-0
7	22.45 [.884]	20.32 [.800]	8	18	5-146268-9	6	22.45 [.884]	20.32 [.800]	8	18	8-146268-9
7	19.91 [.784]	17.78 [.700]	7	16	5-146268-8	6	19.91 [.784]	17.78 [.700]	7	16	8-146268-8
7	17.37 [.684]	15.24 [.600]	6	14	5-146268-7	6	17.37 [.684]	15.24 [.600]	6	14	8-146268-7
7	14.83 [.584]	12.70 [.500]	5	12	5-146268-6	6	14.83 [.584]	12.70 [.500]	5	12	8-146268-6
7	12.29 [.484]	10.16 [.400]	4	10	5-146268-5	6	12.29 [.484]	10.16 [.400]	4	10	8-146268-5
7	9.75 [.384]	7.62 [.300]	3	8	5-146268-4	6	9.75 [.384]	7.62 [.300]	3	8	146268-4
7	7.21 [.284]	5.08 [.200]	2	6	5-146268-3	6	7.21 [.284]	5.08 [.200]	2	6	146268-3
7	4.67 [.184]	2.54 [.100]	1	4	5-146268-2	6	4.67 [.184]	2.54 [.100]	1	4	8-146268-2
7	2.13 [.084]	- [-]	-	2	5-146268-1	6	2.13 [.084]	- [-]	-	2	8-146268-1

THIS DRAWING IS A CONTROLLED DOCUMENT.

DIMENSIONS: mm [INCHES]

TOLERANCES UNLESS OTHERWISE SPECIFIED:

0 PLC	±	-
1 PLC	±	0.51[.02]
2 PLC	±	0.127[.005]
3 PLC	±	0.0127[.0005]
4 PLC	±	0.0127[.0005]
ANGLES	±	0.0127[.0005]

MATERIAL: 5 SEE TABLE

FINISH: SEE TABLE

APPROVED: G. DUBNICZKI

DATE: 04MARR96

NAME: G. DUBNICZKI

PRODUCT SPEC: -

APPLICATION SPEC: -

WEIGHT: -

SIZE: A1

SCALE: 4:1

SHEET: 1 OF 1

REV: H

CUSTOMER DRAWING

STE TE Connectivity

HEADER ASSEMBLY, MOD II, BREAKAWAY, DOUBLE ROW, .100 X 100 CL, VERTICAL, WITH RETENTION FEATURE, .025 SQ. POSTS, HIGH TEMPERATURE

00779C=146268

## Looking for pricing, stock, or lifecycle information?

Click below to explore more details on WIN SOURCE:

 [View 5-146268-5 on WIN SOURCE](#)

 [TE Connectivity](#) Information

## Optimize Your Supply Chain with WIN SOURCE Solutions

-  Global Sourcing Solution
-  Obsolete Management
-  Cost Control Management
-  Shortage Management
-  Alternative Solution
-  Excess Inventory Management