




397 Series, TE5 Transient Tolerant Fuse



Agency Approvals

Agency	Agency File Number	Ampere Range
	E67006	0.35A - 1.5A
	E67006	0.35A - 1.5A

Electrical Characteristics

% of Ampere Rating	Opening Time
200%	60 Seconds, Min.
570%	80 ms. Min. ; 2 Sec. Max.
1700%	200 s., Max.

Description

The 397 Series TE5 Fuses are SLO BLO® type, 125V rated and designed in accordance to UL248-14.

Features

- Surge Proof for telecom applications
- Reduced PCB space requirements
- Direct solderable or plug-in versions
- Shock safe casing
- Vibration resistant
- Lead-free, Halogen free and RoHS compliant
- Available from 0.35A to 1.5A

Applications

- Battery chargers
- Consumer Electronics
- Telecom Applications
- Power supplies
- Industrial controllers

Additional Information



Datasheet





Resources



Samples

Electrical Characteristics

Amp Code	Rated Current	Voltage Rating	Breaking Capacity	Nominal Cold Resistance (Ohms)	Voltage Drop 1.0xI _N max. (mV)	Power Dissipation 1.0xI _N max. (mW)	Melting Integral 10xI _N min. (A ² s)	Surge Amplitude (A) ¹			Agency Approvals	
								0.5665	Bellcore	ITU		
0350	350 mA	125 V	50A@125 VAC	0.5665	400	140	0.60	25	15	29	x	x
0500	500 mA	125 V		0.3424	340	170	1.10	30	17	38	x	x
0800	800 mA	125 V		0.1616	300	240	3.26	60	31	50	x	x
1100	1.00 A	125 V		0.1000	240	240	4.85	78	40	65	x	x
1125	1.25 A	125 V		0.0716	200	250	7.34	100	50	67	x	x
1150	1.50 A	125 V		0.0522	190	285	10.91	155	78	67	x	x

¹ FCC 47 Part 68: Minimum pulse load quantity is 2 pulses at a test generator output of 800 V and 10x560µs waveform.

ITU-T K.20: Minimum pulse load quantity is 30 pulses at a test generator output of 1000 V, 67 A and 10x700µs waveform.

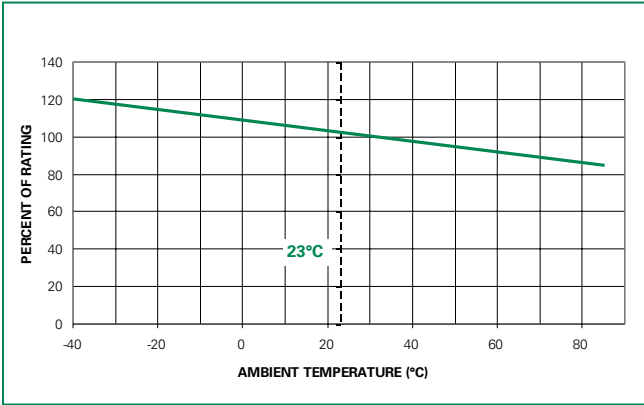
Bellcore GR-1089: Minimum pulse load quantity is 50 pulses at a test generator output of 1000 V and 10x1000µs.

Notes:

1) 1.00 means the number one with two decimal places. 1,000 means the number one thousand.

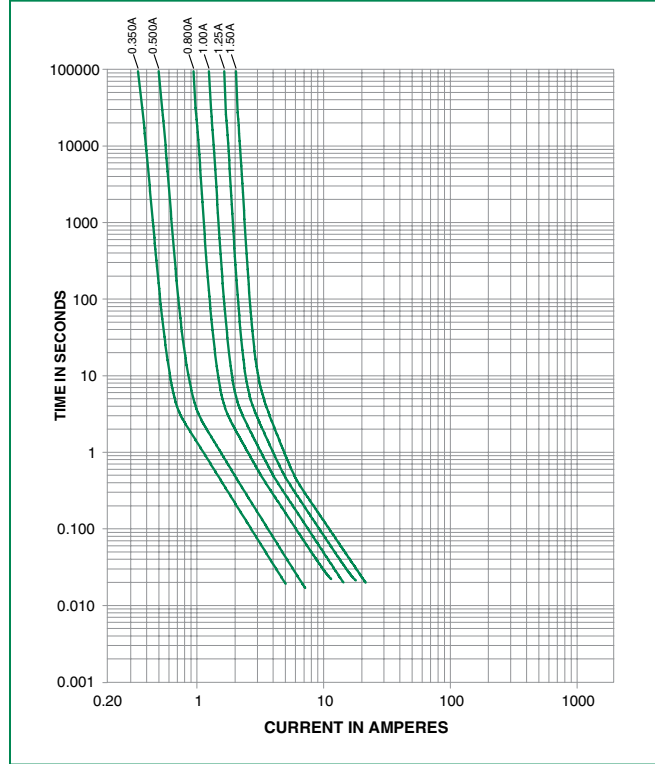
2) Resistance is measured at 10% of rated current, 25°C.

Temperature Re-rating Curve

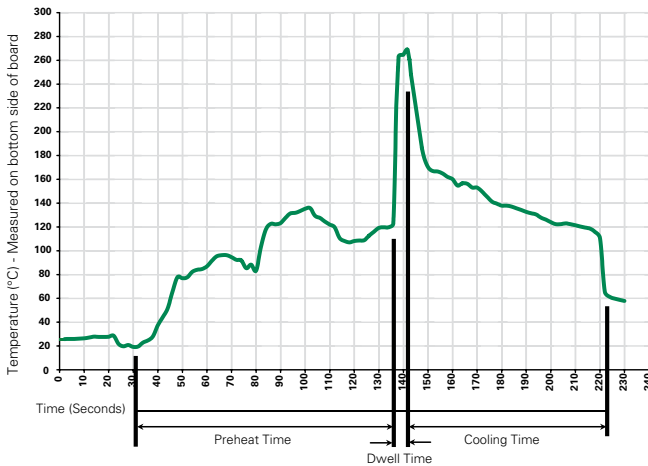


Note:
1. Rerating depicted in this curve is in addition to the standard derating of 25% for continuous operation.

Average Time Current Curves



Soldering Parameters - Wave Soldering



Recommended Process Parameters:

Wave Parameter	Lead-Free Recommendation
Preheat: (Depends on Flux Activation Temperature)	(Typical Industry Recommendation)
Temperature Minimum:	100°C
Temperature Maximum:	150°C
Preheat Time:	60-180 seconds
Solder Pot Temperature:	260°C Maximum
Solder Dwell Time:	2-5 seconds

Recommended Hand-Solder Parameters:

Solder Iron Temperature: 350°C +/- 5°C
Heating Time: 5 seconds max.

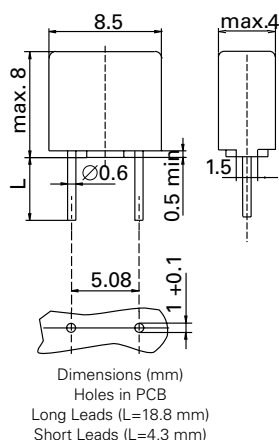
Note: These devices are not recommended for IR or Convection Reflow process.

Product Characteristics

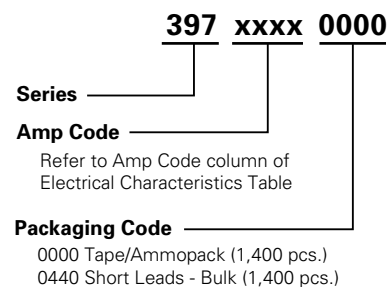
Materials	Base/Cap: Brown Thermoplastic Polyamide PA 6.6, UL 94V-0 Round Pins: Copper, Tin-plated
Lead Pull Strength	10 N (IEC 60068-2-21)
Solderability	260°C, ≤ 3s. (Wave) 350°C, ≤ 1s. (Soldering Iron)
Soldering Heat Resistance	260°C, 10s. (IEC 60068-2-20) 350°C, 3s. (Soldering Iron)

Operating Temperature	-40°C to +85°C (consider de-rating)
Climatic Category	-40°C to +85°C/21 days (IEC 60068-1,-2-1,-2-2,-78)
Stock Conditions	+10°C to +60°C RH, ≤ 75% yearly average, without dew, maximum value for 30 days-95%
Vibration Resistance	24 cycles at 15 min. each (EN 60068-2-6) 10 - 60Hz at 0.75mm amplitude 60 - 2000Hz at 10g acceleration

Dimensions



Part Numbering System



Packaging

Packaging Option	Packaging Specification	Quantity	Quantity & Packaging Code	Taping Width
397 Series				
Tape & Ammopack	N/A	1,400	0000	N/A
Short Leads	N/A	1,400	0440	N/A

Looking for pricing, stock, or lifecycle information?

Click below to explore more details on WIN SOURCE:

 [View 39703500440 on WIN SOURCE](#)

 [Littelfuse Inc. Information](#)

Optimize Your Supply Chain with WIN SOURCE Solutions

-  Global Sourcing Solution
-  Obsolete Management
-  Cost Control Management
-  Shortage Management
-  Alternative Solution
-  Excess Inventory Management