



**THE DATASHEET OF  
KPT06E8-33PF31**





# Cannon's ruggedized KPT/KPSE 26482 Series mini-circular connectors optimize performance, even in the harshest environments

Designed to meet stringent Mil-DTL-26482 Series I and VG95328 specifications for performance and intermateability, our robust KPT/KPSE connectors are engineered for durability and reliability, no matter the conditions.

KPT/KPSE connectors conform to MIL-C-26482 with a positive three point bayonet coupling, five-keyway polarization and high insert arrangement contact density. They are environmentally sealed, fully intermateable and accept a wide range of interchangeable accessories.



KPT | MIL-DTL-26482 Series I



KPSE | MIL-DTL-26482 Series I / VG95328

## The Cannon Difference

- A world leader in the design and manufacture of highly engineered connector solutions for multiple applications end markets
- More than a century of connector innovation and expertise
- RoHS compliant plating solutions that contribute to a more sustainable world

## Key Features

- Positive three point bayonet coupling rated at 500 mating cycles
- Five-keyway polarization for precise alignment
- High insert arrangement contact density
- Full range of metric, PG and standard accessories
- Solder contact configurations provide 30 PSI sealing
- Available with crimp contact for quick field termination
- Durable lightweight aluminum alloy shells
- Integrated backshell accommodates a wide variety of harnessing options and field termination applications

## Key Applications



Ground Transportation



Military Aviation



In-Flight Entertainment

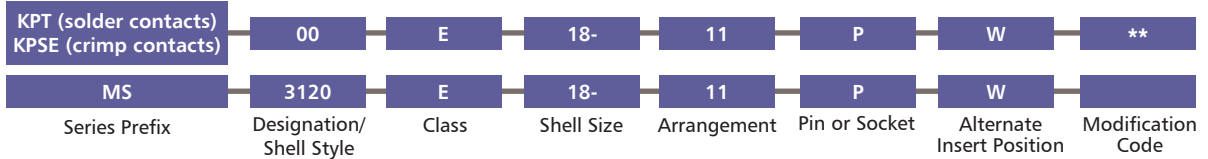


Industrial Equipment

**How to Order | Part Number Configurator**

<b>Max. Voltage</b>	<b>Max. Current</b>	<b>Operating Temp</b>	<b>Durability</b>
1500-2300 VAC rms Sea Level	3.0 - 23.0 Amps	-55 to +125 degrees C	500 mating cycles

26482 Product Line  
Talking Dog



Series Prefix	KPT/KPSE	MS
Designation/Shell Style	00 - Wall mounting receptacle	3110 - Wall mounting receptacle (KPT)
	01 - Cable connecting receptacle	3111 - Cable connecting receptacle (KPT)
	02 - Box mounting receptacle (Class E only)	3112 - Box mounting receptacle (class E only) (KPT)
	06 - Straight plug	3114 - Jam nut receptacle (KPT)
	07 - Jam nut receptacle	3116 - Straight plug (KPT)
	08 - 90° angle plug	3119 - Thru bulkhead receptacle, (Class E Only) (KPT)
	B - Thru bulkhead receptacle (KPT)	
		3120 - Wall mounting receptacle (KPSE)
		3121 - Cable connecting receptacle (KPSE)
		3122 - Box mounting receptacle (KPSE)
	3124 - Jam nut receptacle (KPSE)	
	3126 - Straight plug (KPSE)	
Class	A - General duty (not MS approved)	A - General duty (not MS approved)
	B - General duty with strain relief (not MS approved) without grommet and ferrule	B - General duty with strain relief (not MS approved)
	E - With a grommet seal, not for 02 and 3112 (MS specification)	E - With a grommet seal, not for 02 and 3112 (MS specification)
	F - Grommet seal with strain relief (MS specification)	F - Grommet seal with strain relief (MS specification)
	J - Watertight gland seal with strain relief (MS specification) for jacketed cable (U.S. version)	J - Gland seal with strain relief for jacketed cable (U.S. version) (not MS approved)
	P - For potting (MS specification) (U.S. version)	P - For potting (MS specification) (U.S. version)
	PG - PG adapter (not available for shell #8)	
ME - Metric adapter (not available for shell #8)		
Shell Sizes	8, 10, 12, 14, 16, 18, 20, 22, 24	8, 10, 12, 14, 16, 18, 20, 22, 24
Contact Type	P - Pin	P - Pin
	S - Socket	S - Socket
Alternate Insert Position	W, X, Z (omit for normal)	W, X, Z (omit for normal)
Modification Code	A34 - Electroless nickel hardware, RoHS compliant (European version)	
	A71 - Electroless nickel hardware, RoHS compliant (U.S. version)	
	A206 - Black zinc cobalt hardware, RoHS compliant (U.S. version)	
	A232 - Black zinc cobalt hardware, RoHS compliant (European version)	
	A233 - Green zinc cobalt hardware (European version)	
	DN - Shrink boot adapter for shell styles 00, 01, 06 and 07 (Class E only)	
	A240 - Zinc Nickel Blue plating, RoHS Compliant (European version for all unshielded applications)	
	DZ - Endbell for shielding braids and shrink boots (Class E only)	
	07 - Clear chromate over cadmium hardware (U.S. version)	
	F42 - connectors without endbell and related parts	

Consult factory for other modifications. Omit first digit (0) of shell style indication when using a modification code.



### Why ITT

ITT is a focused, multi-industrial company that designs and manufactures highly engineered critical components and customized technology solutions.



ITT Interconnect Solutions' Cannon brand is a leading global manufacturer of connector products serving international customers in the aerospace and defense, medical, energy, transportation and industrial end markets. ITT's Interconnect Solutions business manufactures and supplies a variety of connectors and interconnects that make it possible to transfer data, signal and power in an increasingly connected world, including its VEAM and BIW Connector Systems brands.

Connect with your ITT Interconnect Solutions representative today or visit us at [www.ittcannon.com](http://www.ittcannon.com)

<b>North America</b> 56 Technology Drive Irvine, CA 92618 tel: 1.800.854.3028	<b>Europe</b> Jays Close, Viabes Estate, Basingstoke Hampshire, RG22 4BA, United Kingdom tel: +44.1256.311200	<b>Asia</b> 11-3, 5-Chome, Hibarigaoka, Zama-shi, Kanagawa, 228-0003, Japan tel: +81.462.57.2010
--	---	---

## Looking for pricing, stock, or lifecycle information?

Click below to explore more details on WIN SOURCE:

-  [View KPT06E8-33PF31 on WIN SOURCE](#)
-  [ITT Cannon, LLC Information](#)

## Optimize Your Supply Chain with WIN SOURCE Solutions

-  Global Sourcing Solution
-  Obsolete Management
-  Cost Control Management
-  Shortage Management
-  Alternative Solution
-  Excess Inventory Management