



**THE DATASHEET OF**  
**36601C**





## FEATURES

- RoHS compliant
- Inductance range from 0.4μH to 4.7μH
- Small footprint
- Low profile
- UL 94V-0 packaging materials
- Custom inductance values available

## PRODUCT OVERVIEW

The 3600 series is a range of flat-coil power inductors. They are ideal for high power designs which demand reliability in high temperature environments. Used to provide filtering or energy storage, they are suited to many power applications including portable devices, computers and telecom equipment.

## SELECTION GUIDE

Order Code	Inductance, L	DC Current <sup>2</sup>	DC Resistance
	±25% μH	Max. A	Max. mΩ
<b>36401C</b>	0.40	14.5	4
<b>36601C</b>	0.60	12.5	5
<b>36102C</b>	1.00	9.5	7.5
<b>36182C</b>	1.80	7.0	14
<b>36232C</b>	2.30	6.0	20
<b>36332C</b>	3.30	4.6	35
<b>36472C</b>	4.70	3.6	41

## ABSOLUTE MAXIMUM RATINGS

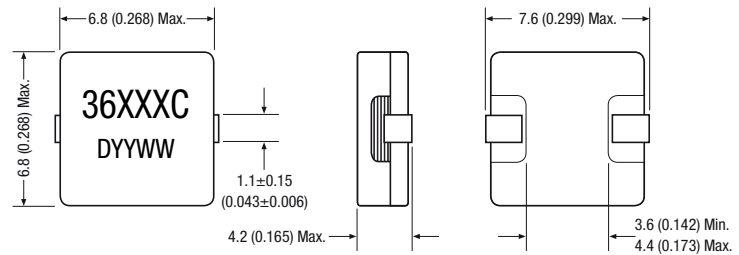
Operating temperature range	-40°C to 125°C
Storage temperature range	-40°C to 150°C

## SOLDERING INFORMATION<sup>1</sup>

Peak reflow solder temperature	250°C
Pin finish	Tin dip
Moisture sensitivity level	1

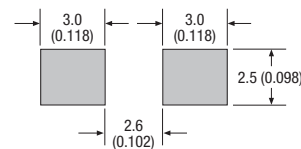
## PACKAGE SPECIFICATIONS

### Mechanical Dimensions



Package weight: 0.8g Typ.

### Recommended Footprint Details



Unless otherwise stated, all dimensions in mm (inches) ± 0.25 (0.010).

Specifications typical at  $T_A = 25^\circ\text{C}$

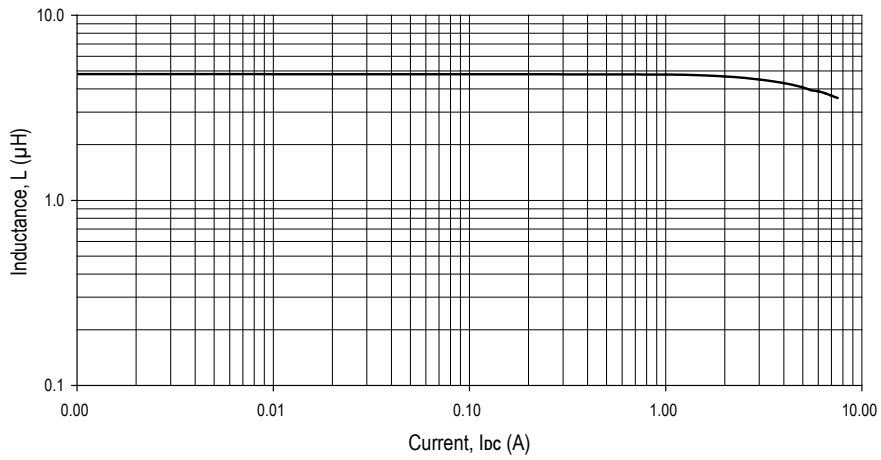
<sup>1</sup> For further information, please visit [www.murata-ps.com/rohs](http://www.murata-ps.com/rohs)

<sup>2</sup> The maximum DC current is the value at which the inductance falls to 75% of its nominal value or when its temperature rise reaches 40°C, whichever is sooner.



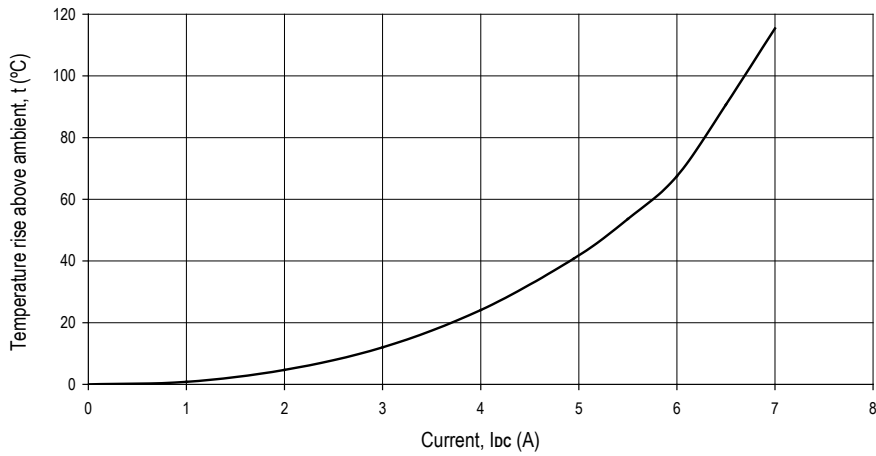
**INDUCTANCE Vs CURRENT**

36472C  
Typical performance characteristics



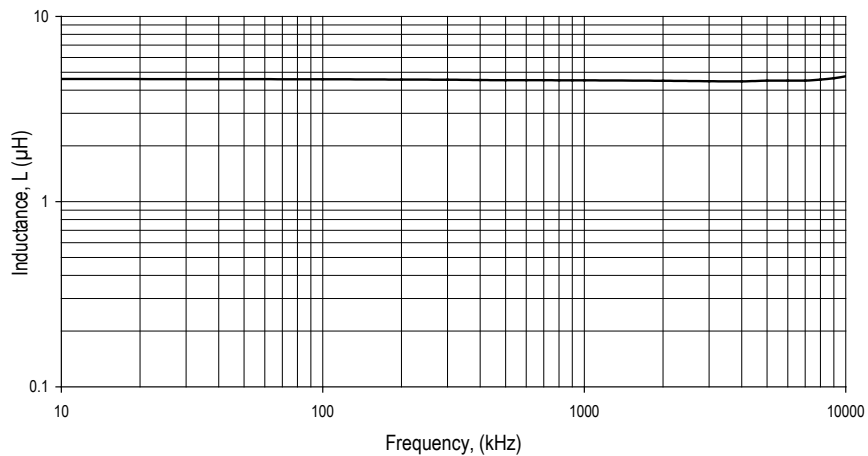
**TEMPERATURE Vs CURRENT**

36472C  
Typical performance characteristics



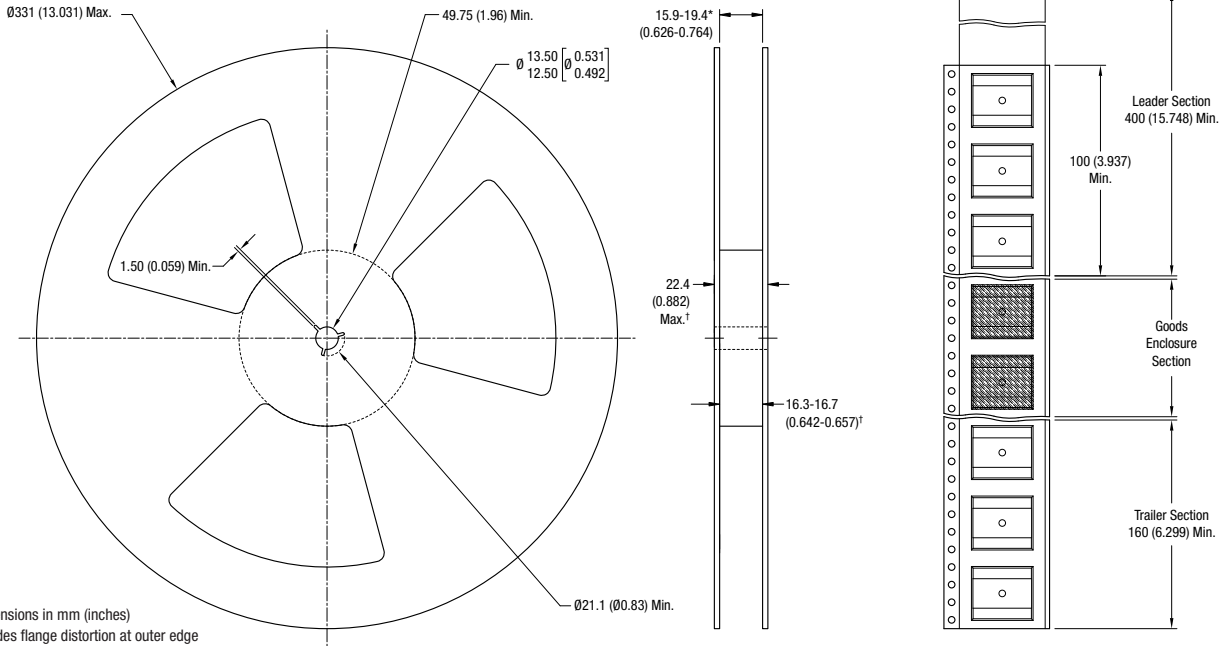
**INDUCTANCE Vs FREQUENCY**

36472C  
Typical performance characteristics



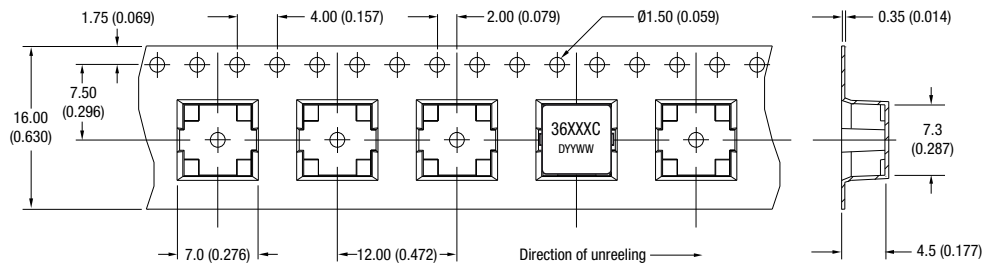
**PACKAGE SPECIFICATIONS**

**Mechanical Dimensions**



All dimensions in mm (inches)  
\* Includes flange distortion at outer edge  
† Measured at hub

**Tape Outline Dimensions**





Reel quantity: 1000  
Unless otherwise stated, all dimensions in mm (inches).

Murata Power Solutions, Inc.  
11 Cabot Boulevard, Mansfield, MA 02048-1151 U.S.A.  
ISO 9001 and 14001 REGISTERED

Murata Power Solutions, Inc. makes no representation that the use of its products in the circuits described herein, or the use of other technical information contained herein, will not infringe upon existing or future patent rights. The descriptions contained herein do not imply the granting of licenses to make, use, or sell equipment constructed in accordance therewith. Specifications are subject to change without notice.  
© 2016 Murata Power Solutions, Inc.

## Looking for pricing, stock, or lifecycle information?

Click below to explore more details on WIN SOURCE:

-  [View 36601C on WIN SOURCE](#)
-  [Murata Power Solutions Inc. Information](#)

## Optimize Your Supply Chain with WIN SOURCE Solutions

-  Global Sourcing Solution
-  Obsolete Management
-  Cost Control Management
-  Shortage Management
-  Alternative Solution
-  Excess Inventory Management