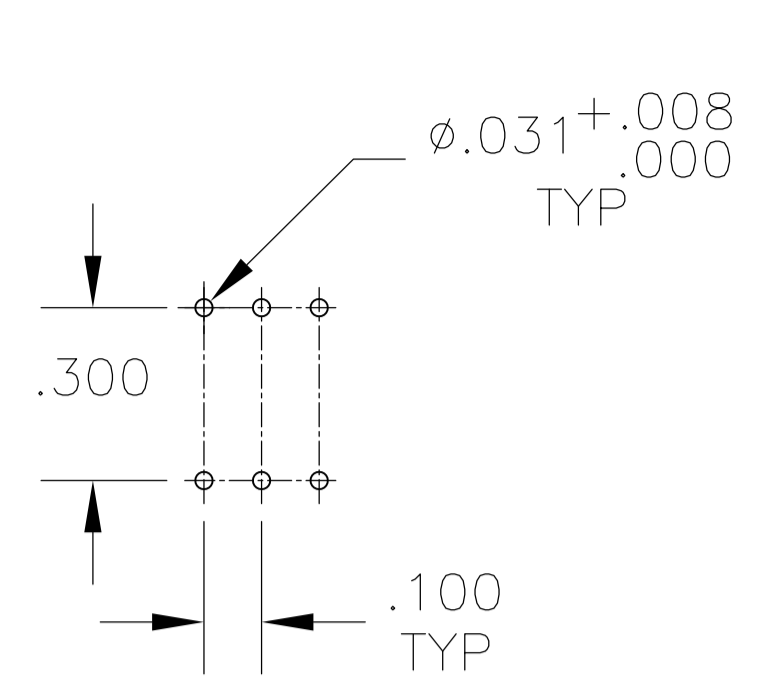


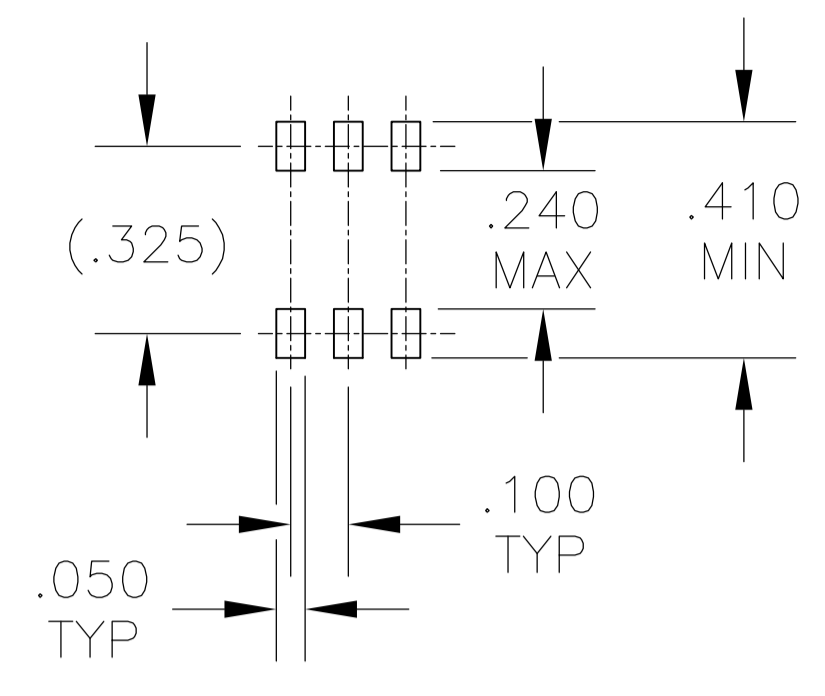


THE DATASHEET OF
1825007-5

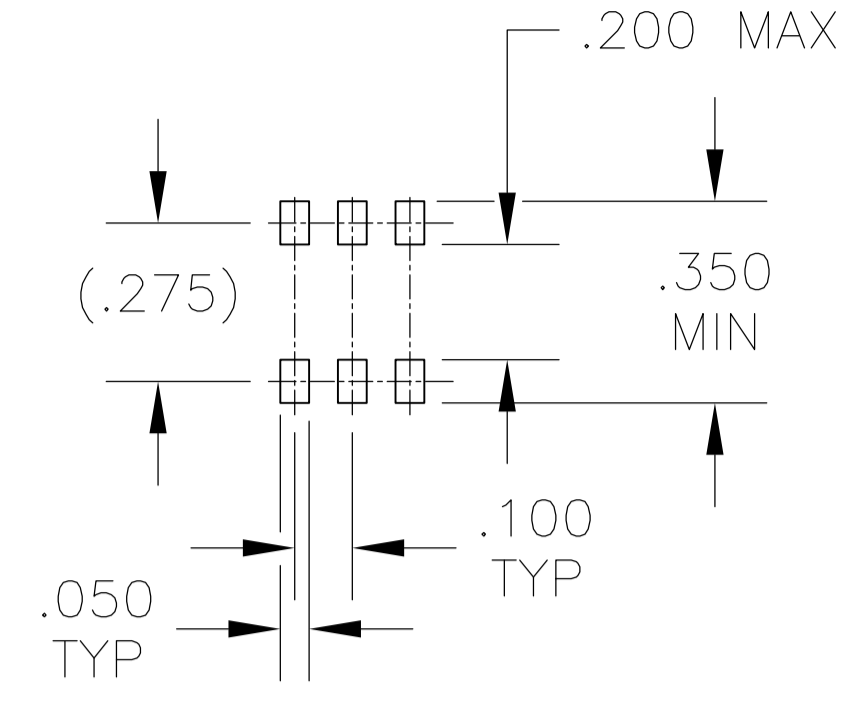




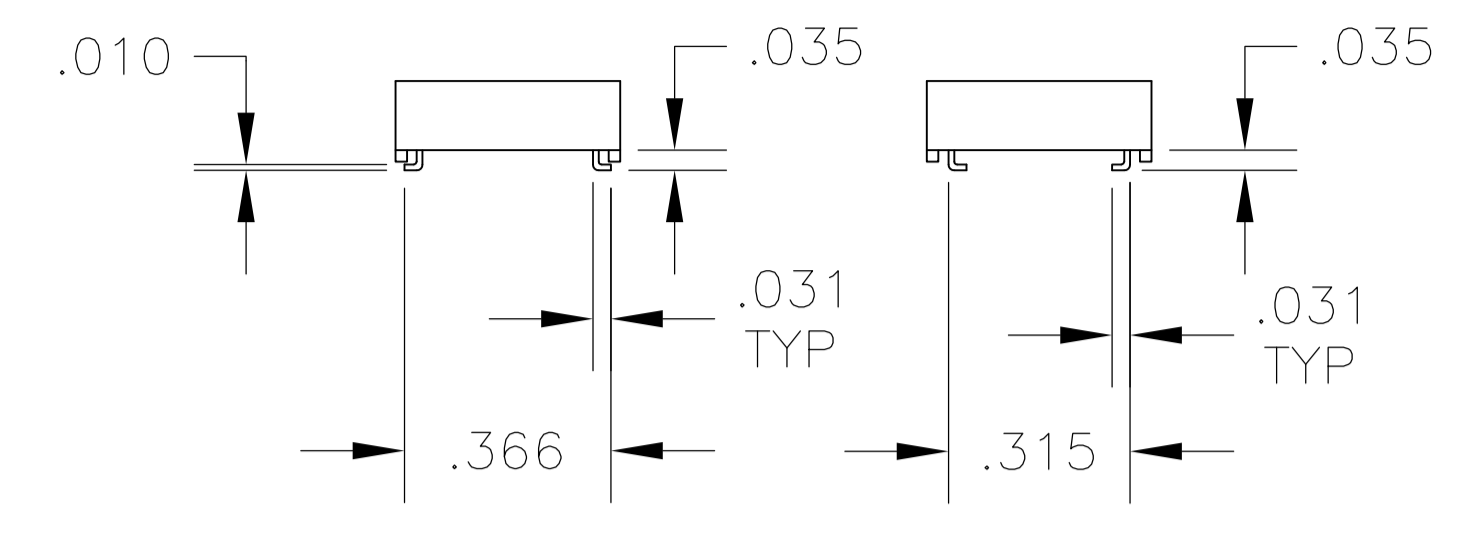
PC



OUTSIDE "L"



INSIDE "L"



OUTSIDE "L" TERMINAL VERTICAL

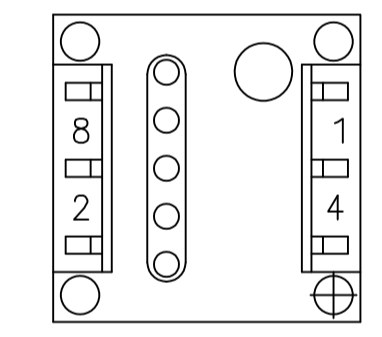
INSIDE "L" TERMINAL VERTICAL

PRINTED CIRCUIT BOARD LAYOUTS

TERMINAL CONFIGURATIONS

TRUTH TABLES

TERMINAL IDENTIFICATION (VIEWED FROM BOTTOM OF SWITCH)



10-POSITION, BCD ROTOR - RED

POS	0	1	2	3	4	5	6	7	8	9
C	X	X	X	X	X	X	X	X	X	X
1		X		X		X		X		X
2			X	X			X	X		
4					X	X	X	X		
8									X	X

16-POSITION, HEXADECIMAL ROTOR - BLACK

POS	0	1	2	3	4	5	6	7	8	9	A	B	C	D	E	F
C	X	X	X	X	X	X	X	X	X	X	X	X	X	X	X	X
1		X		X		X		X		X		X		X		X
2			X	X			X	X			X	X			X	X
4					X	X	X	X				X	X	X	X	X
8									X	X	X	X	X	X	X	X

10 POSITION, BCD COMPLEMENT ROTOR - ORANGE

POS	0	1	2	3	4	5	6	7	8	9
\bar{C}	X	X	X	X	X	X	X	X	X	X
$\bar{1}$	X		X		X		X		X	
$\bar{2}$	X	X			X	X			X	X
$\bar{4}$	X	X	X	X					X	X
$\bar{8}$	X	X	X	X	X	X	X	X		

16-POSITION, HEXADECIMAL COMPLEMENT ROTOR - WHITE

POS	0	1	2	3	4	5	6	7	8	9	A	B	C	D	E	F
\bar{C}	X	X	X	X	X	X	X	X	X	X	X	X	X	X	X	X
$\bar{1}$	X		X		X		X		X		X		X		X	
$\bar{2}$	X	X			X	X			X	X			X	X		
$\bar{4}$	X	X	X	X					X	X	X	X				
$\bar{8}$	X	X	X	X	X	X	X	X								

THIS DRAWING IS A CONTROLLED DOCUMENT.		DIN 10MAY05 B.S.VISWESWARA		TE Connectivity PRODUCT SPEC APPLICATION SPEC	
DIMENSIONS: INCHES		TOLERANCES UNLESS OTHERWISE SPECIFIED:			
0. PLC ± - 1. PLC ± - 2. PLC ± - 3. PLC ± .010 4. PLC ± - ± 1° ANGLES		MATERIAL: SEE NOTE		NAME: M.S.SARVER PRODUCT SPEC: - APPLICATION SPEC: - SIZE: A1 CAGE CODE: 00779 DRAWING NO: 1825007 WEIGHT: 0 CUSTOMER DRAWING	
		SCALE: 4:1		SHEET 2 OF 2	


Looking for pricing, stock, or lifecycle information?

Click below to explore more details on WIN SOURCE:

 [View 1825007-5 on WIN SOURCE](#)

 [TE Connectivity](#) Information

Optimize Your Supply Chain with WIN SOURCE Solutions

-  Global Sourcing Solution
-  Obsolete Management
-  Cost Control Management
-  Shortage Management
-  Alternative Solution
-  Excess Inventory Management