



**THE DATASHEET OF
1276AS-H-3R3M=P2**



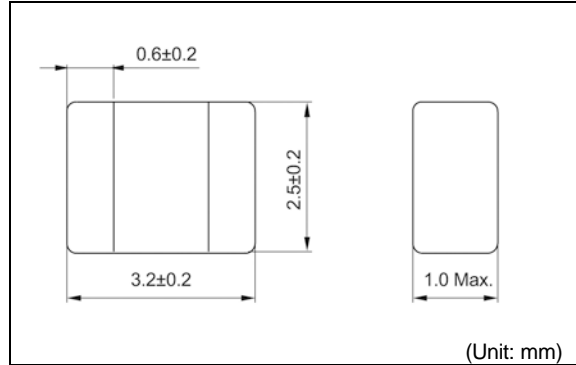

DFE322510C

85
°C

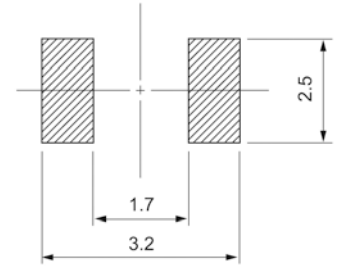
RoHS

REACH

Inductance Range: 0.47~10μH



Recommended patterns
推荐焊盘尺寸



(Unit: mm)

FEATURES 特点

- Miniature size: 3225 footprint (3.2mm×2.5mm) and low profile(1.0mm Max. height)
- The use of magnetic iron powder ensure capability for large current.
- The use of Flat wire for Low DC resistance.
- Magnetically shielded, low audible core noise.
- Reflow solderable.
- Operating temperature : -40~+85°C
- 小型薄型构造(3.2 x 2.5 mm、高度1.0mm Max.)
- 使用合金系磁性粉，保证了大电流
- 采用平角线、低直流电阻
- 闭磁路构造、低芯片噪音
- 适合回流焊接
- 使用温度范围：-40~+85°C

STANDARD PART NUMBERS 标准零件号码

TYPE DFE322510C (Quantity/reel; 3,000 PCS)

零件号码	电感值 ⁽¹⁾	公差	测试频率	最大直流电阻 ⁽²⁾	最大电感值减小电流 ⁽³⁾	最大温度上升电流 ⁽³⁾
Part Number	Inductance ⁽¹⁾ L(μH)	Tolerance (%)	Test Frequency (MHz)	DC Resistance ⁽²⁾ (mΩ) Max. (Typ.)	Inductance Decrease Current ⁽³⁾ (A) Max. (Typ.) ΔL/L=30%	Temperature Rise Current ⁽³⁾ ΔT=40°C (A) Max. (Typ.)
1276AS-H-R47M=P2	0.47	±20	1	38 (28)	3.8 (4.7)	3.3 (3.9)
1276AS-H-R68M=P2	0.68	±20	1	45 (35)	3.5 (4.4)	2.9 (3.5)
1276AS-H-1R0M=P2	1.0	±20	1	62 (48)	3.1 (3.9)	2.6 (3.1)
1276AS-H-1R5M=P2	1.5	±20	1	87 (72)	2.6 (3.2)	2.1 (2.5)
1276AS-H-2R2M=P2	2.2	±20	1	118 (98)	2.2 (2.8)	1.6 (1.9)
1276AS-H-3R3M=P2	3.3	±20	1	190 (158)	1.8 (2.2)	1.4 (1.7)
1276AS-H-4R7M=P2	4.7	±20	1	264 (220)	1.6 (2.0)	1.2 (1.4)
1276AS-H-6R8M=P2	6.8	±20	1	378 (315)	1.3 (1.6)	1.0 (1.2)
1276AS-H-100M=P2	10	±20	1	588 (490)	1.0 (1.3)	0.8 (0.9)

(1) Inductance is measured with a LCR meter 4284A (Agilent Technologies) or equivalent. Test frequency at 1MHz

(2) DC resistance is measured with 34420A (Agilent Technologies) or 3541(HIOKI). (Reference ambient temperature 20°C)

(3) Maximum allowable DC current is that which causes a 30% inductance reduction from the initial value, coil temperature to rise by 40°C whichever is smaller. (Reference ambient temperature 20°C)



(1) LCR仪表4284A (Agilent Technologies)或者功能相同的仪器在1MHz下测试电感值。

(2) 通过数码万用表34420A (Agilent Technologies)/ 3541(HIOKI)或者相类似的工具测试直流电阻。(环境温度为20°C)






(3) 允许最大直流电的范围是以下两者中比较小的一个：从开始值降低30%的电感值，或者线圈温度升高40°C。(参考周围环境温度20°C)。

Looking for pricing, stock, or lifecycle information?

Click below to explore more details on WIN SOURCE:

-  [View 1276AS-H-3R3M=P2 on WIN SOURCE](#)
-  [Murata Electronics North America Information](#)

Optimize Your Supply Chain with WIN SOURCE Solutions

-  Global Sourcing Solution
-  Obsolete Management
-  Cost Control Management
-  Shortage Management
-  Alternative Solution
-  Excess Inventory Management