THE DATASHEET OF

5-103974-1

www.win-source.net 0086-755-83957316

THIS DRAWING IS UNPUBLISHED. RELEASED FOR PUBLICATION -,- .
© COPYRIGHT - By - ALL RIGHTS RESERVED.

LOC	DIST
AD	00

REVISIONS

P	LTR	DESCRIPTION	DATE	DWN	APVD
	K2	REVISED PER ECO-11-004820	11MAR11	RK	HMR

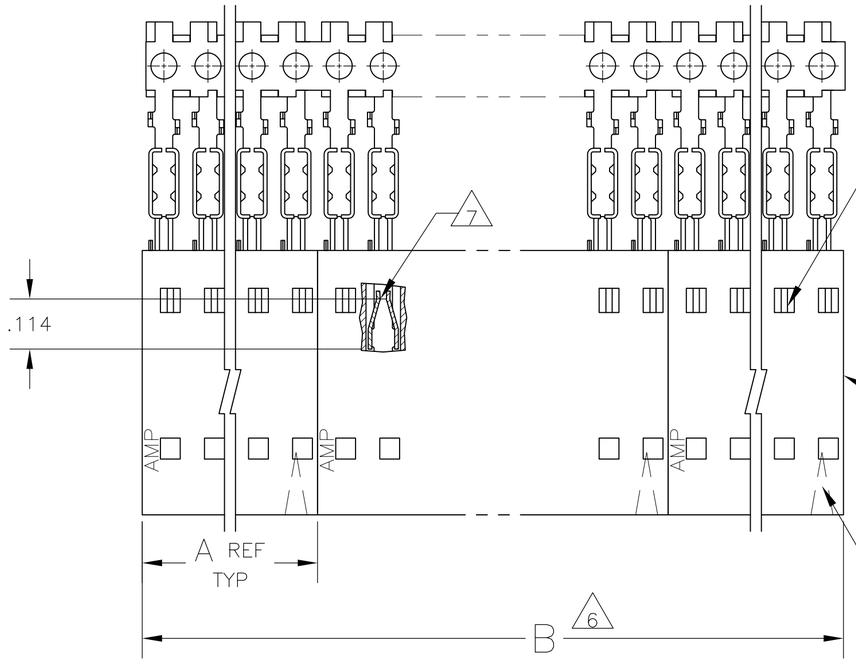

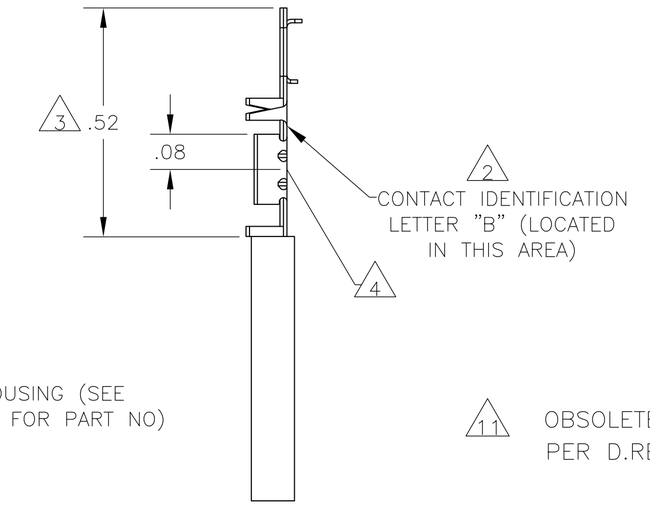

11 OBSOLETE PARTS: OBSOLETE CIS STREAMLINING PER D.RENAUD/D.SINISI

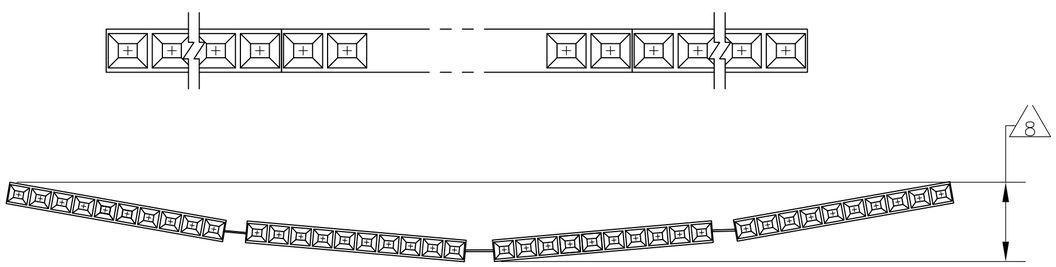

EXAMPLE: STRIP ASSEMBLY
SCALE 2:1

11	OBSOLETE	10	2	2.40	1.198	1-103688-1	12	6-103974-1
11	OBSOLETE	10	2	2.20	1.098	1-103688-0	11	6-103974-0
11	OBSOLETE	10	2	2.00	.998	103688-9	10	5-103974-9
11	OBSOLETE	10	2	1.80	.898	103688-8	9	5-103974-8
		10	2	1.60	.798	103688-7	8	5-103974-7
		10	2	1.40	.698	103688-6	7	5-103974-6
		10	4	2.39	.598	103688-5	6	5-103974-5
		10	4	1.99	.498	103688-4	5	5-103974-4
		10	5	1.99	.398	103688-3	4	5-103974-3
		10	8	2.40	.298	103688-2	3	5-103974-2
		10	10	2.00	.198	103688-1	2	5-103974-1
		9	2	2.40	1.198	1-103688-1	12	1-103974-1
11	OBSOLETE	9	2	2.20	1.098	1-103688-0	11	1-103974-0
		9	2	2.00	.998	103688-9	10	103974-9
11	OBSOLETE	9	2	1.80	.898	103688-8	9	103974-8
		9	2	1.60	.798	103688-7	8	103974-7
		9	2	1.40	.698	103688-6	7	103974-6
		9	4	2.39	.598	103688-5	6	103974-5
		9	4	1.99	.498	103688-4	5	103974-4
		9	5	1.99	.398	103688-3	4	103974-3
		9	8	2.40	.298	103688-2	3	103974-2
		9	10	2.00	.198	103688-1	2	103974-1
	PLATING	6	B		A	HOUSING PART NUMBER	NO OF POSN	ASSEMBLY PART NUMBER ON STRIP

1 CONTACTS ARE LATCHED INTO THE PRELOAD WINDOWS

2 USE WITH #22-#26 AWG WIRE SIZE, .054/.030 INSULATION DIAMETER, .015 MAXIMUM INSULATION THICKNESS

3 THE DIMENSION APPLIES WITH THE FORWARD PRELOAD STOP IN CONTACT WITH THE HOUSING SURFACE

4 POINT OF MEASUREMENT FOR PLATING THICKNESS

5 FOR INDIVIDUAL ASSEMBLIES SEE PART NUMBER 103687

6 ASSEMBLIES ARE JOINED BY THE CARRIER STRIP. ORDER QUANTITY REFLECTS TOTAL NUMBER OF INDIVIDUAL ASSEMBLIES REQUIRED. SEE TABLE FOR NUMBER OF ASSEMBLIES PER STRIP.

7 POINT OF MEASUREMENT FOR PLATING THICKNESS (INSIDE BEAMS)

8 MAXIMUM ALLOWABLE BOW OF ASSEMBLY NOT TO EXCEED.055.

9 CONTACTS: .000100-.000200 BRIGHT TIN-LEAD OVER .000050 NICKEL.

10 CONTACTS: .000100-.000200 MATTE TIN OVER .000050 NICKEL.

THIS DRAWING IS A CONTROLLED DOCUMENT.

DIMENSIONS: INCHES

TOLERANCES UNLESS OTHERWISE SPECIFIED:
0 PLC ± -
1 PLC ± -
2 PLC ± .02
3 PLC ± .005
4 PLC ± -
ANGLES ± -

MATERIAL :HOUSING: FLAME RETARDANT THERMOPLASTIC, COLOR:BLACK
CONTACTS: PHOS BRONZE

FINISH: SEE TABLE

DWN L. MAYER 05 NOV 1986
CHK P.C.DEJONG 11-12-86
APVD P.C.DEJONG 11-13-86
PRODUCT SPEC 108-25034
APPLICATION SPEC 114-25026
WEIGHT -

TE Connectivity

NAME: RCPT ASSY, AMPMODU MTE, SINGLE ROW, .100 CL, FOR NO 22-NO 26 AWG WIRE SIZE, STRIP FORM

SIZE	CAGE CODE	DRAWING NO	RESTRICTED TO
A2	00779	C-103974	-

CUSTOMER DRAWING | SCALE 4:1 | SHEET 1 OF 1 | REV K2

103974

1471-9 (3/11)

Looking for pricing, stock, or lifecycle information?

Click below to explore more details on WIN SOURCE:

- View 5-103974-1 on WIN SOURCE
- TE Connectivity Information

Optimize Your Supply Chain with WIN SOURCE Solutions

- Global Sourcing Solution
- Obsolete Management
- Cost Control Management
- Shortage Management
- Alternative Solution
- Excess Inventory Management