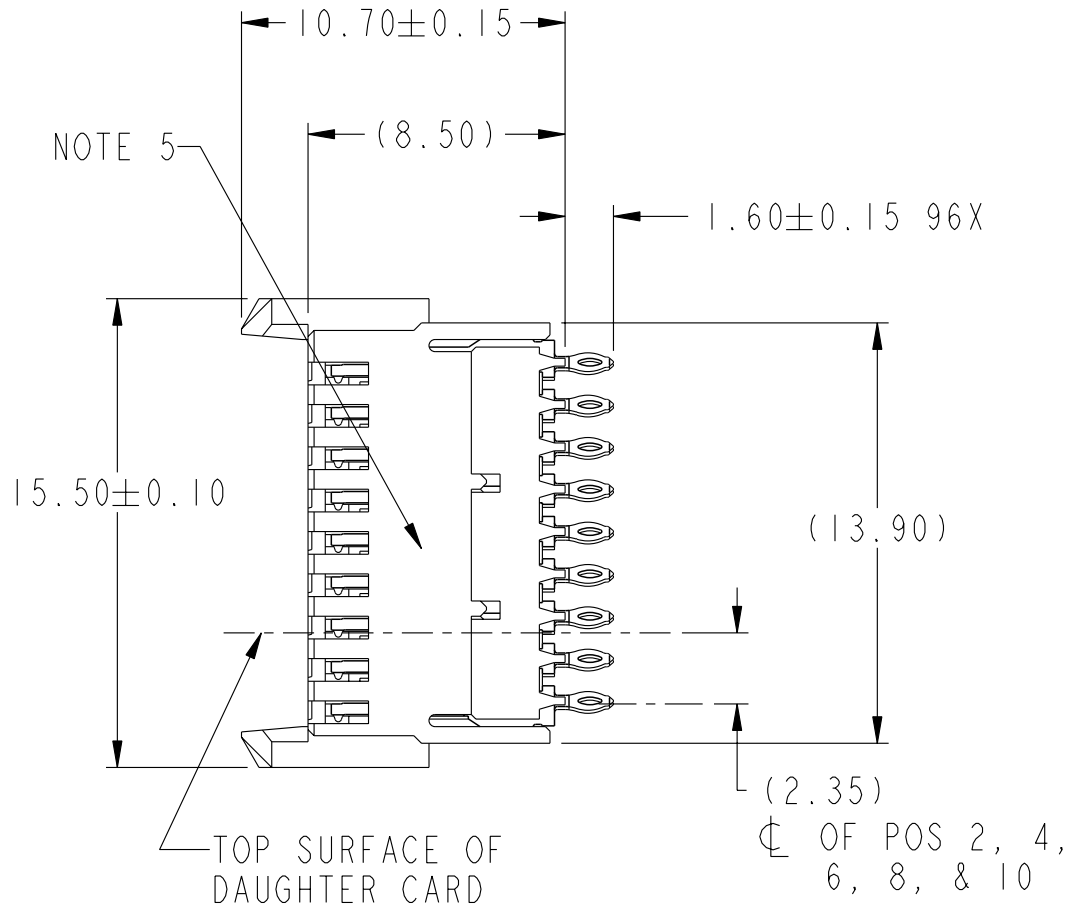
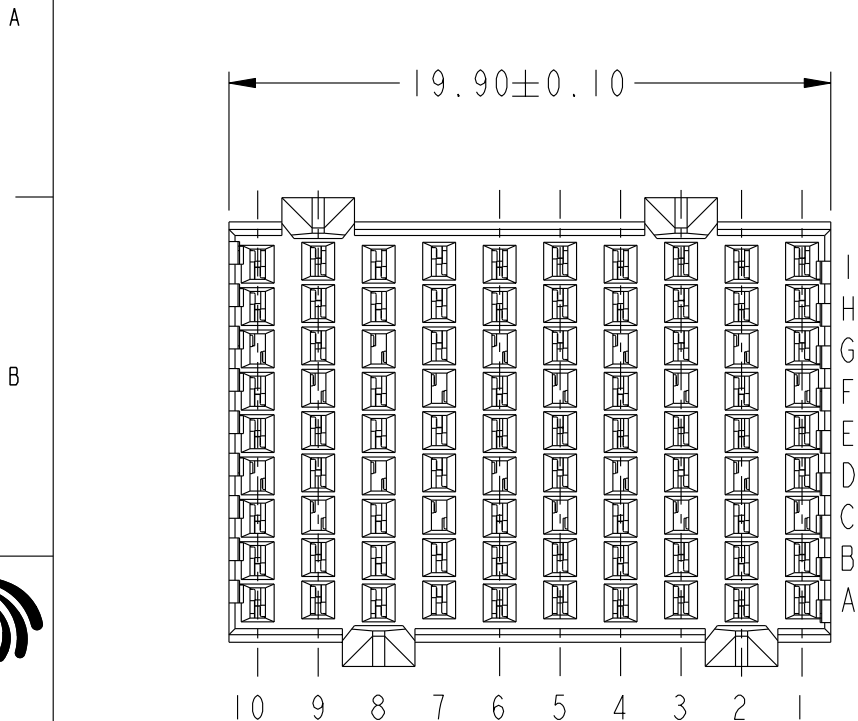




THE DATASHEET OF
10034251-101LF



PRODUCT NUMBER
SEE TABLE, SHEET 5

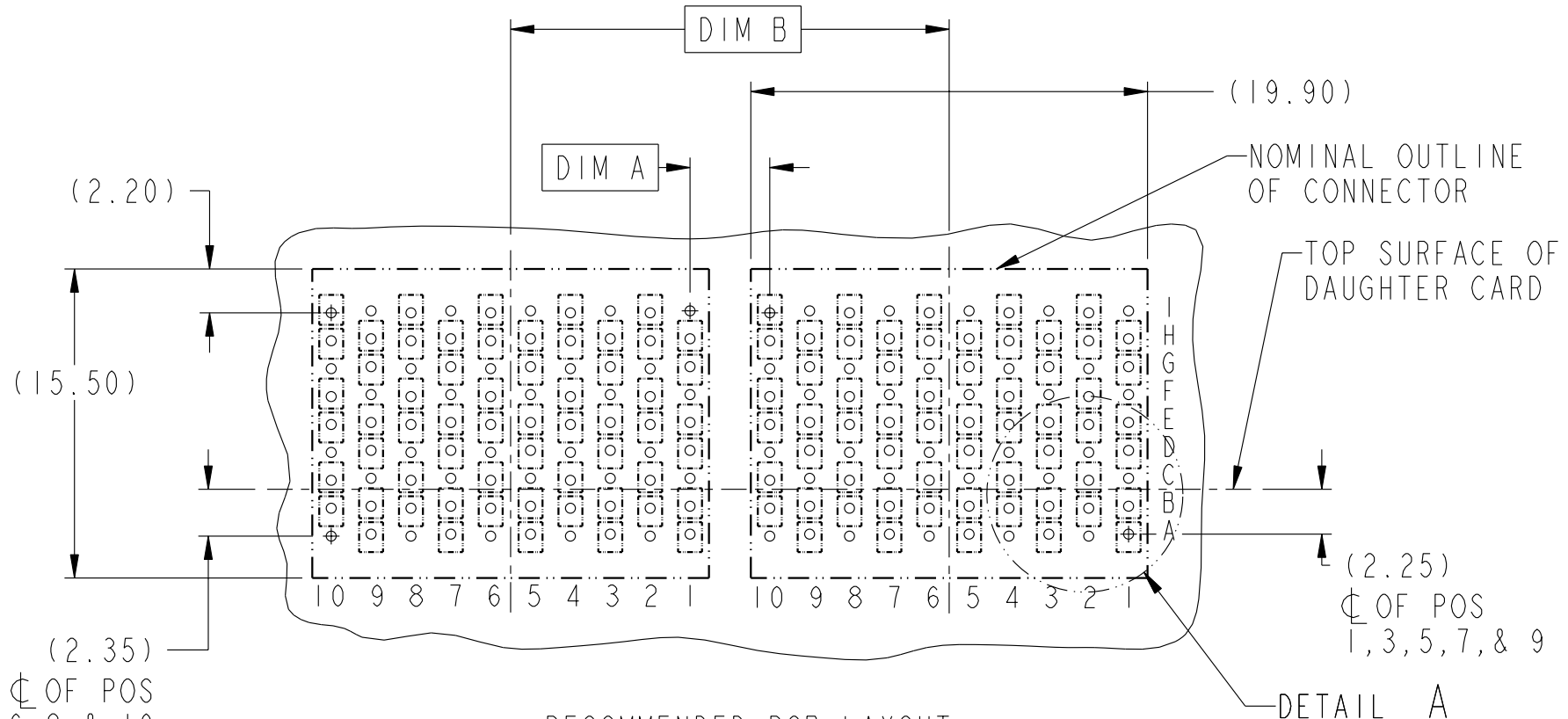


Copyright FCI.

rev	ecn no	dr	date
A	V05-0461	LRJ	2006-02-24
B	S07-0043	LS	2007-02-08
-	-	-	-
-	-	-	-
-	-	-	-
-	-	-	-

www.fciconnect.com		surface - ✓ ASME Y14.5	tolerance std ASME Y14.5 -	projection ⊕	MM ↔
TOLERANCES UNLESS OTHERWISE SPECIFIED		ANGULAR	LINEAR	size A4	Scale 4:1
Dr	T. HOUTZ	2004-06-15	0.X	±	ECN ***
Eng	S. MINICH	2004-06-15	0.XX	±	Spec ref
Chr	C.H. TAN	2007-02-08	0.XXX	±	RELEASED
Appr	JOEY NG	2007-02-08	Product family AirMax VS		
FCI		AirMax VS VERT RECPT ASSY		dwg no	10034251
		PRESS-FIT, 90 POS, 20MM		Rev.	B
catalog no		-		CUSTOMER	sheet 1 of 5

ADJACENT HEADER WIDTHS	DIM A	DIM B
20MM/20MM	2.00	20.00
22MM/22MM	4.00	22.00
20MM/22MM	3.00	21.00



RECOMMENDED PCB LAYOUT
 FOR DIFFERENTIAL APPLICATIONS
 COMPONENT SIDE
 (TWO ADJACENT FOOTPRINTS SHOWN)
 NOTES 6 & 7

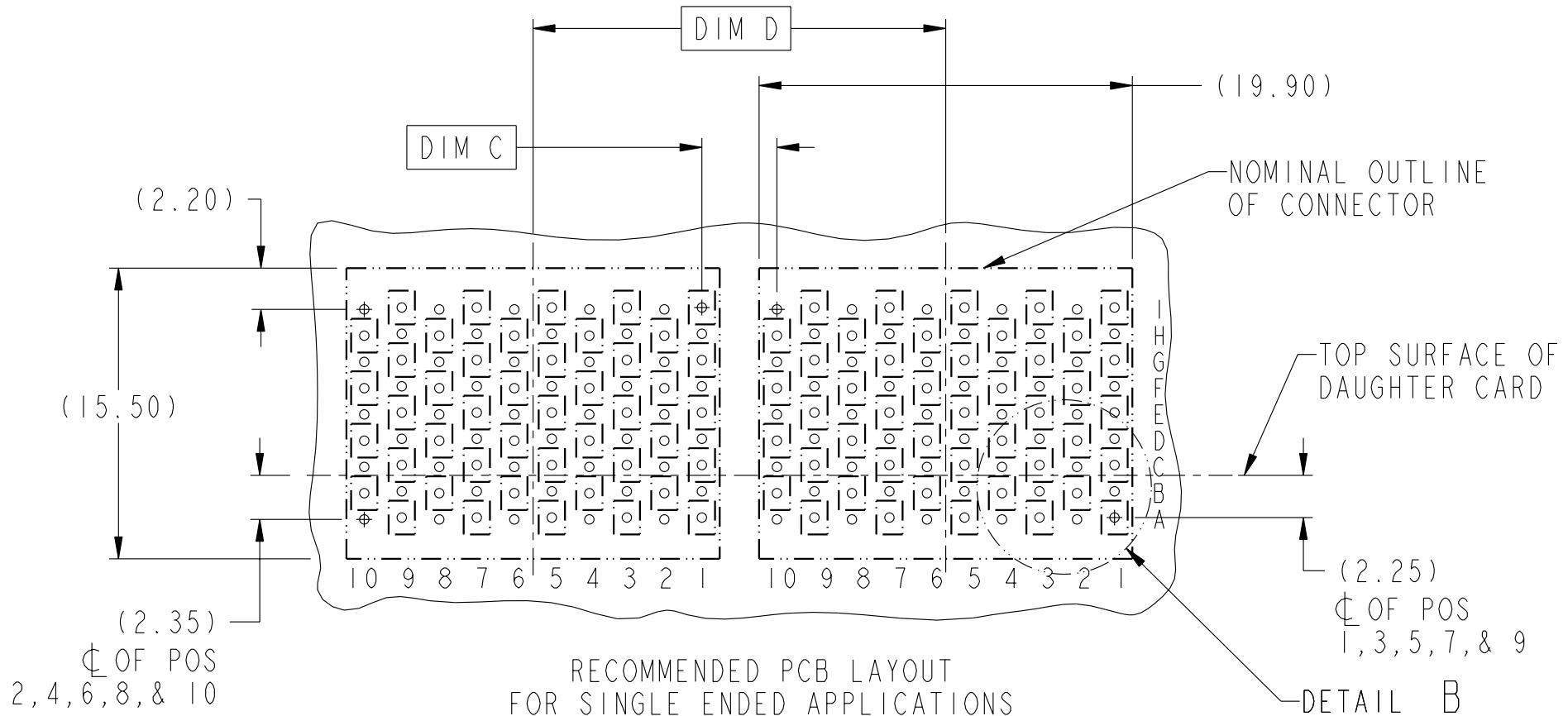


Copyright FCI.



title AirMax VS VERT RECPT ASSY PRESS-FIT, 90 POS, 20MM	dwg no 10034251	Rev. B

ADJACENT HEADER WIDTHS	DIM C	DIM D
20MM/20MM	2.00	20.00
22MM/22MM	4.00	22.00
20MM/22MM	3.00	21.00



RECOMMENDED PCB LAYOUT
 FOR SINGLE ENDED APPLICATIONS
 COMPONENT SIDE
 (TWO ADJACENT FOOTPRINTS SHOWN)
 NOTES 6 & 7



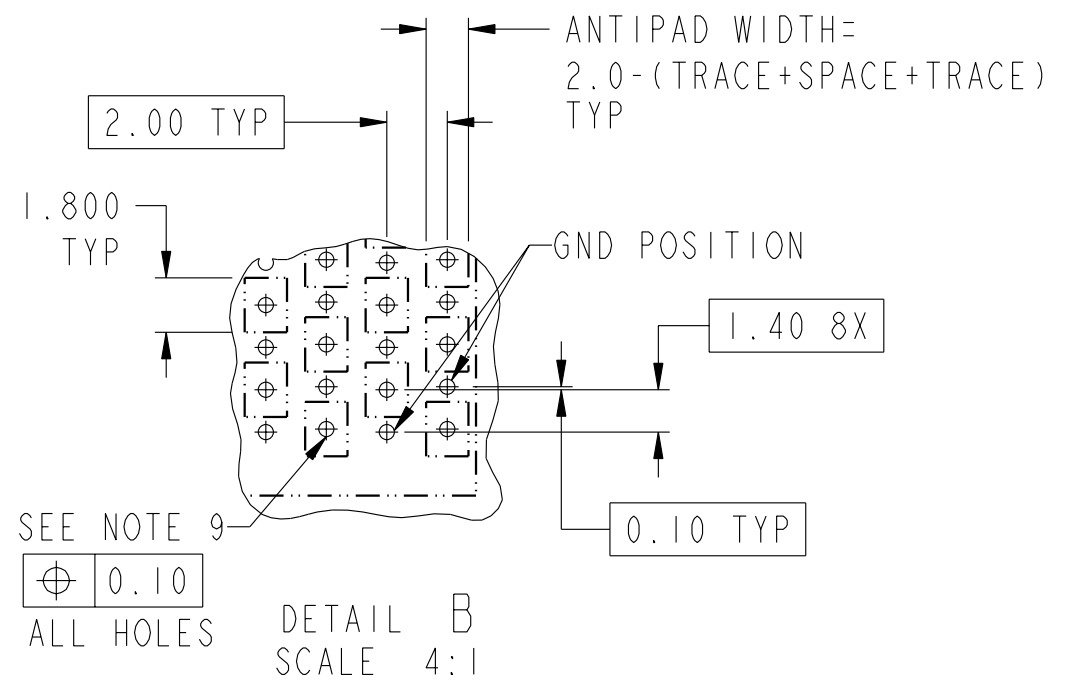
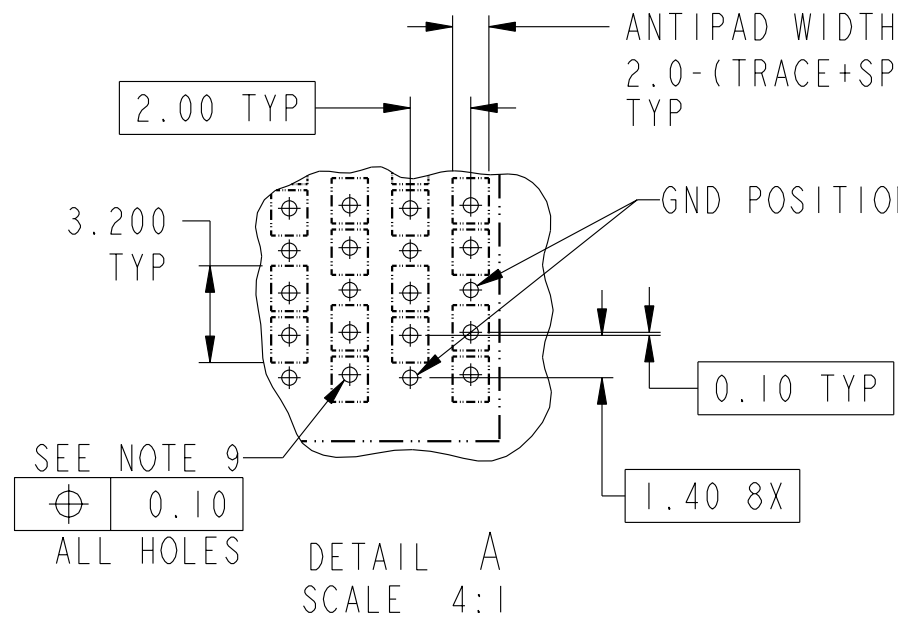
Copyright FCI.

	title AirMax VS VERT RECPT ASSY PRESS-FIT, 90 POS, 20MM	dwg no 10034251	Rev. B
	catalog no -	CUSTOMER	sheet 3 of 5

REV F - 2006-04-17



Copyright FCI.

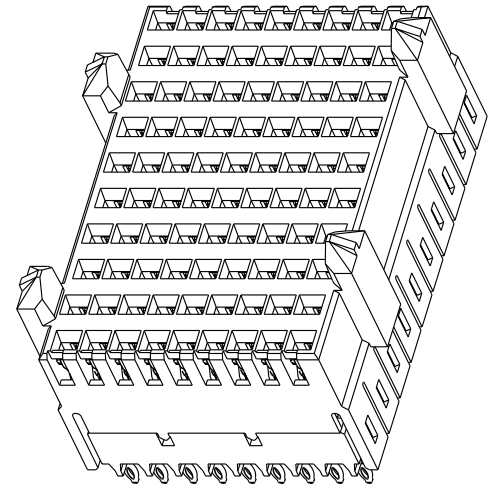


AirMax VS VERT RECPT ASSY
PRESS-FIT, 90 POS, 20MM
catalog no

dwg no 10034251
CUSTOMER

Rev. B
sheet 4 of 5

PART NUMBER	PRESS-FIT TAIL PLATING TYPE
10034251-101	TIN/LEAD ALLOY OVER NICKEL
10034251-101LF	TIN OVER NICKEL (LEAD FREE)



NOTES:

- 1. CONNECTOR MATERIALS:
HOUSING & RETAINER: HIGH TEMP THERMOPLASTIC, NATURAL, UL94V-0
IMLA PLASTIC: HIGH TEMP THERMOPLASTIC, BLACK, UL94V-0
CONTACT: COPPER ALLOY
- 2. CONTACT PLATING:
SEPARABLE INTERFACE: PERFORMANCE-BASED PLATING, QUALIFIED TO MEET THE REQUIREMENTS OF FCI PRODUCT SPECIFICATION GS-12-239, INCLUDING TELCORDIA GR-1217-CORE (November 1995) CENTRAL OFFICE TEST SEQUENCE.

PRESS-FIT TAILS: SEE TABLE
- 3. PRODUCT SPECIFICATION: GS-12-239
- 4. APPLICATION SPECIFICATION: GS-20-035
- 5. PRODUCT MARKING, (PART NUMBER & LOT CODE), ON THIS SURFACE
- 6. REFER TO CUSTOMER DRAWING 10035911 FOR INFORMATION REGARDING PCB LAYOUT OF POWER AND GUIDE MODULES RELATIVE TO SIGNAL MODULES
- 7. POSITIONS F OF ODD NUMBERED COLUMNS AND POSITIONS G OF EVEN NUMBERED COLUMNS CORRESPOND TO EARLY MATE HEADER PINS
- 8. THERE IS NO GROUND BUSSING WITHIN THE CONNECTOR SYSTEM
- 9. REFER TO CUSTOMER DRAWING 10045979 FOR INFORMATION ON PCB HOLE DIAMETERS AND PLATING OPTIONS.
- 10. THIS PRODUCT MEETS EUROPEAN UNION DIRECTIVES AND OTHER COUNTRY REGULATIONS AS DESCRIBED IN GS-22-008.
- 11. THE HOUSING WILL WITHSTAND EXPOSURE TO 260°C PEAK TEMPERATURE FOR 40 SECONDS IN A CONVECTION, INFRA-RED OR VAPOR PHASE REFLOW OVEN.
- 12. PACKAGING MEETS GS-14-920 LEAD FREE LABELING SPECIFICATION.



Copyright FCI.

	title AirMax VS VERT RECPT ASSY PRESS-FIT, 90 POS, 20MM	dwg no 10034251	Rev. B
	catalog no -	CUSTOMER	sheet 5 of 5

Looking for pricing, stock, or lifecycle information?

Click below to explore more details on WIN SOURCE:

 [View 10034251-101LF on WIN SOURCE](#)

 [Amphenol FCI Information](#)

Optimize Your Supply Chain with WIN SOURCE Solutions

-  Global Sourcing Solution
-  Obsolete Management
-  Cost Control Management
-  Shortage Management
-  Alternative Solution
-  Excess Inventory Management