

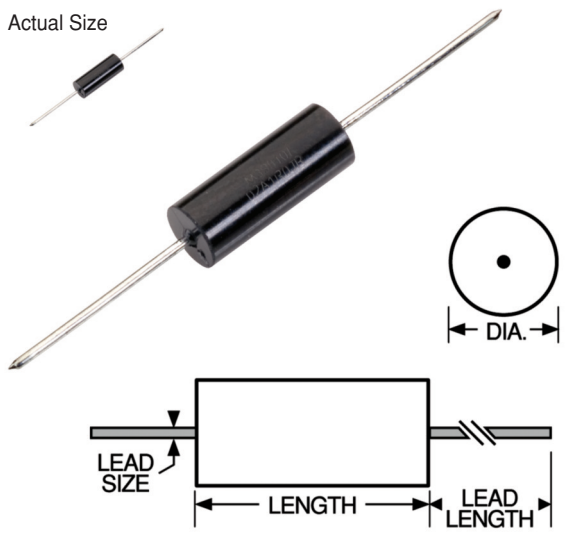


THE DATASHEET OF
0925-153K





Molded Shielded RF Coils



Military Specifications

MS21426 (LT10K); MS21427 (LT10K)

Physical Parameters

	Inches	Millimeters
Length	0.250 ± 0.010	6.35 ± 0.25
Diameter	0.095 ± 0.010	2.41 ± 0.25
Lead Size		
AWG #24 TCW	0.020 ± 0.0015	0.508 ± 0.038
Lead Length	1.5 ± 0.12	38.10 ± 3.05

Current Rating at 90°C Ambient 15°C Rise

Operating Temperature Range -55°C to +105°C

Maximum Power Dissipation at 90°C 0.0585 W

Weight Max. (Grams) 0.25

Incremental Current Current level which causes a Max. of 5% change in inductance.

Coupling 3% Max.

† Self Resonant Frequency (SRF) values are calculated and to be used for reference only.

Marking DELEVAN; inductance with units and tolerance; date code (YYWWL). Note: An R before the date code indicates a RoHS component.

Example: 0925R-472K

<i>Front:</i>	<i>Reverse:</i>
DELEVAN	4.7uH±10%
4.7uH±10%	R 0902A

Packaging Tape & reel: 12" reel, 3500 pieces max.; 14" reel, 6000 pieces max.

Made in the U.S.A.

INDUCTANCE (µH) ±10%
MIL DASH #
DASH NUMBER*
TEST FREQUENCY (MHz)
Q MINIMUM
SRF MINIMUM (MHz)
DC RESISTANCE MAXIMUM (OHMS)
CURRENT RATING MAXIMUM (mA)
INCREMENTAL CURRENT (mA)

RF Inductors

MS21426- SERIES 0925 IRON CORE & SLEEVE (LT10K)								
-101K	1	0.10	54	25.0	490.0†	0.10	670	670
-121K	2	0.12	52	25.0	430.0†	0.11	635	635
-151K	3	0.15	50	25.0	415.0†	0.12	610	610
-181K	4	0.18	49	25.0	375.0†	0.13	585	585
-221K	5	0.22	47	25.0	330.0†	0.15	545	545
-271K	6	0.27	46	25.0	300.0†	0.16	530	530
-331K	7	0.33	44	25.0	260.0†	0.18	495	495
-391K	8	0.39	42	25.0	230.0	0.19	485	485
-471K	9	0.47	41	25.0	220.0	0.21	460	460
-561K	10	0.56	41	25.0	210.0	0.23	440	440
-681K	11	0.68	39	25.0	180.0	0.24	430	430
-821K	12	0.82	38	25.0	165.0	0.27	405	405
-102K	13	1.00	37	25.0	150.0	0.30	385	385
-122K	14	1.20	40	7.9	130.0	0.73	247	247
-152K	15	1.50	41	7.9	115.0	0.86	228	228
-182K	16	1.80	43	7.9	105.0	0.95	217	217
-222K	17	2.20	45	7.9	95.0	1.10	202	202
-272K	18	2.70	48	7.9	90.0	1.20	193	193
-332K	19	3.30	49	7.9	80.0	1.30	185	185
-392K	20	3.90	50	7.9	75.0	1.50	173	173
-472K	21	4.70	53	7.9	70.0	2.40	136	136
-562K	22	5.60	54	7.9	60.0	2.90	124	124
-682K	23	6.80	55	7.9	55.0	3.20	118	118
-822K	24	8.20	55	7.9	53.0	3.60	111	111
-103K	25	10.0	57	7.9	50.0	4.00	106	106
-123K	26	12.0	36	2.5	35.0	3.00	122	122
-153K	27	15.0	38	2.5	30.0	3.40	115	115
-183K	28	18.0	40	2.5	26.0	3.80	108	108
-223K	29	22.0	40	2.5	24.0	4.90	96	96
-273K	30	27.0	40	2.5	21.0	5.80	88	88
-333K	31	33.0	41	2.5	20.0	6.50	83	83
-393K	32	39.0	42	2.5	19.0	7.90	75	75
-473K	33	47.0	44	2.5	16.0	9.30	69	69
-563K	34	56.0	44	2.5	15.0	11.0	64	64
-683K	35	68.0	45	2.5	13.0	12.0	61	61
-823K	36	82.0	45	2.5	11.0	13.0	59	59
-104K	37	100.0	40	2.5	10.5	16.8	51	51
MS21427- SERIES 0925 FERRITE CORE & SLEEVE (LT10K)								
-124K	1	120.0	31	0.79	13.0	5.80	88	27
-154K	2	150.0	33	0.79	12.0	7.90	75	24
-184K	3	180.0	33	0.79	11.0	9.40	69	22
-224K	4	220.0	35	0.79	10.0	11.0	64	20
-274K	5	270.0	37	0.79	9.0	12.0	61	18
-334K	6	330.0	40	0.79	8.0	16.0	53	16
-394K	7	390.0	38	0.79	7.8	21.0	46	14
-474K	8	470.0	36	0.79	7.5	24.0	43	13
-564K	9	560.0	36	0.79	7.0	28.0	40	12



Parts listed above are QPL/MIL qualified

Optional Tolerances: J = 5% H = 3%
*Complete part # must include series # PLUS the dash #
For surface finish information, refer to www.delevanfinishes.com








Looking for pricing, stock, or lifecycle information?

Click below to explore more details on WIN SOURCE:

-  [View 0925-153K on WIN SOURCE](#)
-  [API Delevan Inc. Information](#)

Optimize Your Supply Chain with WIN SOURCE Solutions

-  Global Sourcing Solution
-  Obsolete Management
-  Cost Control Management
-  Shortage Management
-  Alternative Solution
-  Excess Inventory Management