



**THE DATASHEET OF
TCP-2-33+**





SURFACE MOUNT

Power Splitter/Combiner TCP-2-33+

2 Way-0° 50Ω 1000 to 3000 MHz

FEATURES

- Low insertion, 0.8 dB typ.
- Excellent amplitude unbalance, 0.3 dB typ.
- Very good phase unbalance, 1.0 deg. typ.
- External resistor required
- Aqueous washable
- Leads for excellent solderability
- Low cost



Generic photo used for illustration purposes only

CASE STYLE: DB714

+RoHS Compliant

The +Suffix identifies RoHS Compliance. See our web site for RoHS Compliance methodologies and qualifications

APPLICATIONS

- Cellular
- PCN
- GPS

ELECTRICAL SPECIFICATIONS AT 25°C

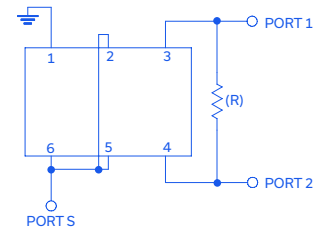
Parameter	Frequency (MHz)	Min.	Typ.	Max.	Unit
Frequency Range		1000		3000	MHz
Insertion Loss, above 3.0 dB	1000 - 3000	—	0.8	1.9	dB
Isolation	1000 - 3000	15	18	—	dB
Phase Unbalance	1000 - 3000	—	—	5.0	Degree
Amplitude Unbalance	1000 - 3000	—	—	0.9	dB

MAXIMUM RATINGS

Parameter	Ratings
Operating temperature	-40°C to 85°C
Storage temperature	-55°C to 100°C
RF Power Input (as splitter)	0.5 W max.

Permanent damage may occur if any of these limits are exceeded.

FUNCTIONAL SCHEMATIC



REV. F
ECO-012587
TCP-2-33+
DY/TD/CP/AM
220328





SURFACE MOUNT

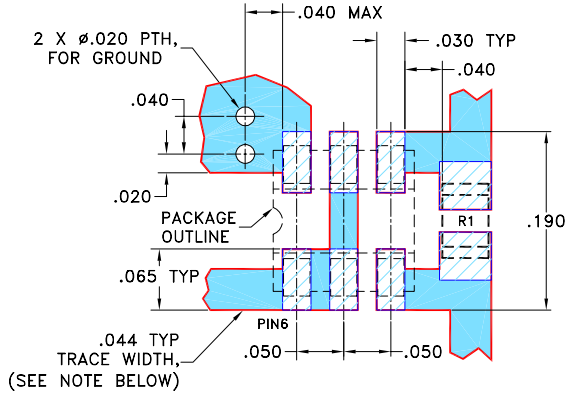
Power Splitter/Combiner TCP-2-33+

PIN CONNECTIONS

SUM PORT	2,5,6
PORT 1	3
PORT 2	4
GROUND	1
EXT. RESISTOR 200Ω	3,4

PRODUCT MARKING: N/A

DEMO BOARD MCL P/N: TB-464
SUGGESTED PCB LAYOUT (PL-357)

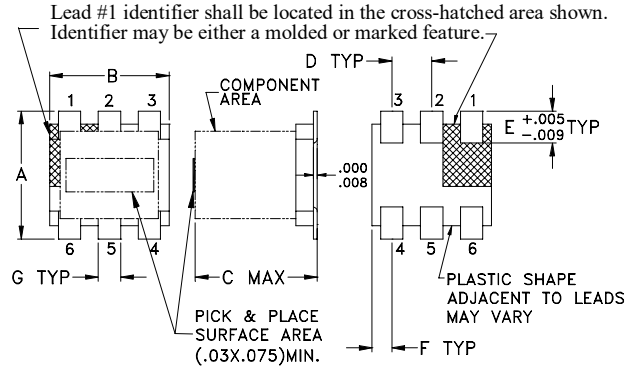


RESISTOR R1: 200 ± 1% Ohm, 0805 SIZE

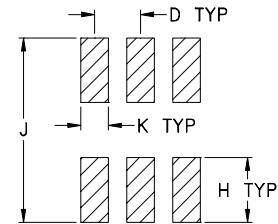
- NOTES: 1. TRACE WIDTH IS SHOWN FOR ROGERS R04350B WITH DIELECTRIC THICKNESS 0.020" ± 0.0015"; COPPER: 1/2 OZ. EACH SIDE. FOR OTHER MATERIALS TRACE WIDTH MAY NEED TO BE MODIFIED.
2. BOTTOM SIDE OF THE PCB IS CONTINUOUS GROUND PLANE.

- DENOTES PCB COPPER LAYOUT WITH SMOBC (SOLDER MASK OVER BARE COPPER)
- DENOTES COPPER LAND PATTERN FREE OF SOLDER MASK

OUTLINE DRAWING



PCB Land Pattern



Suggested Layout,
Tolerance to be within ±.002

OUTLINE DIMENSIONS (Inches mm)

A	B	C	D	E	F
.160	.150	.160	.050	.040	.025
4.06	3.81	4.06	1.27	1.02	0.64
G	H	J	K	wt	
.028	.065	.190	.030	grams	
0.71	1.65	4.83	0.76	0.15	

TAPE & REEL INFORMATION: F47



SURFACE MOUNT

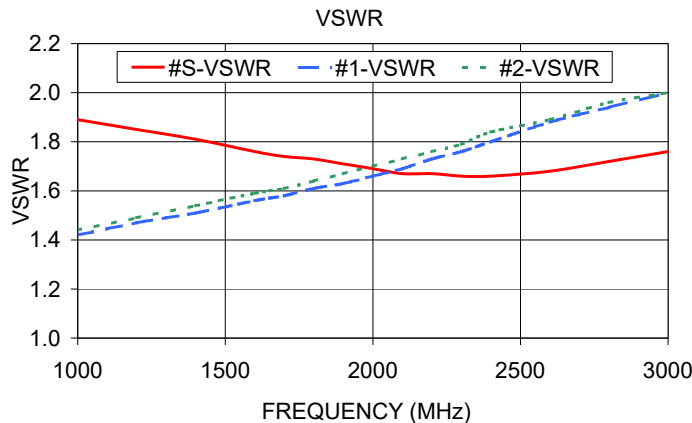
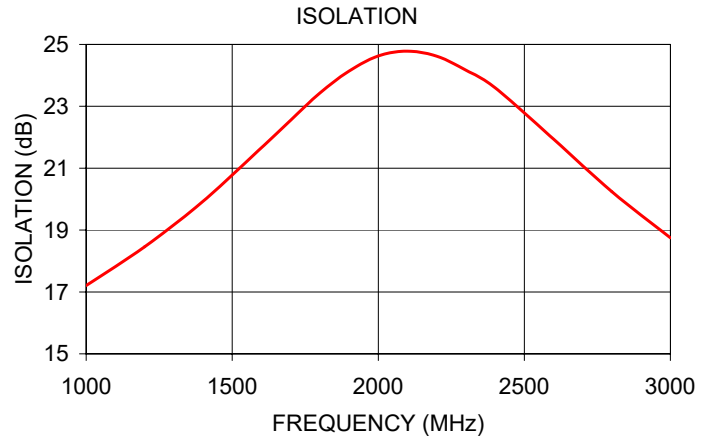
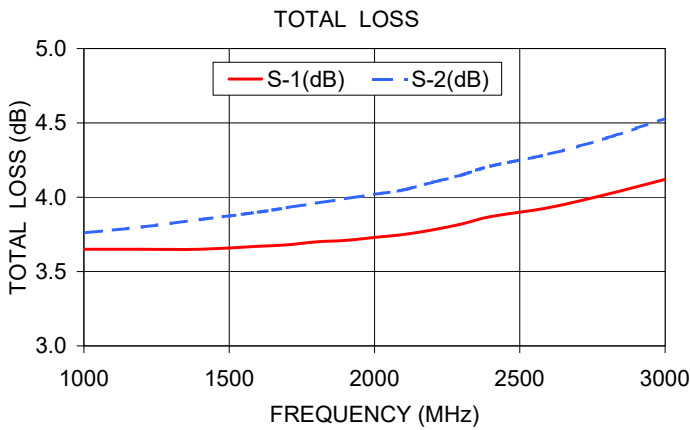
Power Splitter/Combiner TCP-2-33+

Mini-Circuits

TYPICAL PERFORMANCE DATA AT 25°C

Frequency (MHz)	Total Loss ¹ (dB)		Amplitude Unbalance (dB)	Isolation (dB)	Phase Unbalance (deg.)	VSWR (:1)		
	S-1	S-2				S	1	2
1000.00	3.65	3.76	0.11	17.21	0.35	1.89	1.42	1.44
1200.00	3.65	3.80	0.15	18.46	0.37	1.85	1.47	1.49
1400.00	3.65	3.85	0.20	19.93	0.41	1.81	1.51	1.54
1600.00	3.67	3.90	0.23	21.66	0.50	1.76	1.56	1.59
1700.00	3.68	3.93	0.25	22.55	0.53	1.74	1.58	1.61
1800.00	3.70	3.96	0.26	23.43	0.59	1.73	1.61	1.64
1900.00	3.71	3.99	0.28	24.14	0.65	1.71	1.63	1.67
2000.00	3.73	4.02	0.29	24.63	0.74	1.69	1.66	1.70
2100.00	3.75	4.05	0.30	24.78	0.82	1.67	1.69	1.73
2200.00	3.78	4.10	0.31	24.62	0.91	1.67	1.73	1.76
2300.00	3.82	4.15	0.32	24.17	0.97	1.66	1.76	1.79
2400.00	3.87	4.21	0.34	23.60	1.16	1.66	1.80	1.84
2600.00	3.93	4.29	0.35	21.94	1.27	1.68	1.88	1.89
2800.00	4.02	4.40	0.38	20.24	1.45	1.72	1.94	1.96
3000.00	4.12	4.53	0.41	18.75	1.73	1.76	2.00	2.00

1. Total Loss = Insertion Loss + 3dB splitter loss.



NOTES

- A. Performance and quality attributes and conditions not expressly stated in this specification document are intended to be excluded and do not form a part of this specification document.
- B. Electrical specifications and performance data contained in this specification document are based on Mini-Circuit's applicable established test performance criteria and measurement instructions.
- C. The parts covered by this specification document are subject to Mini-Circuits standard limited warranty and terms and conditions (collectively, "Standard Terms"); Purchasers of this part are entitled to the rights and benefits contained therein. For a full statement of the standard. Terms and the exclusive rights and remedies thereunder, please visit Mini-Circuits' website at www.minicircuits.com/terms/viewterm.html



Looking for pricing, stock, or lifecycle information?

Click below to explore more details on WIN SOURCE:

 [View TCP-2-33+ on WIN SOURCE](#)

 [Mini-Circuits Information](#)

Optimize Your Supply Chain with WIN SOURCE Solutions

-  Global Sourcing Solution
-  Obsolete Management
-  Cost Control Management
-  Shortage Management
-  Alternative Solution
-  Excess Inventory Management