




THE DATASHEET OF
044607.5ZRP



446/447 Series EBF Fuse Fast-Acting



Description



The 446/447 series are circuit-board mountable, flat profile, fast-acting fuses designed for protection of electronic ballasts and power inverter applications. The 446 series is designed with leads for surface mount applications, and the 447 series is designed with leads for through-hole applications.

This series of devices are 100% lead-free and meets the requirements of the RoHS directive.

Features

- RoHS compliant and 100% lead-free
- Ideal for use in electronic lighting ballast, power supply and power inverter applications.
- Rated for use in 125, 250, 277 and 350 VAC circuits.
- Based on the proven reliability of the automotive MINI® Fuse; available from 2 through 10 amperes.
- Rated for use in 125, 250, 277 and 350 VAC circuits.



Agency Approvals

AGENCY	AGENCY FILE NUMBER	AMPERE RANGE
	E71611	2A - 10A
	29862	2A - 10A

Electrical Characteristics for Series

% of Ampere Rating	Opening Time
100%	4 hours, Minimum
200%	0.15 sec. Min.; 5 sec. Max.

Electrical Specifications by Item

Ampere Rating (A)	Amp Code	Max Voltage Rating (V)	Interrupting Rating	Nominal Cold Resistance (Ohms)	Nominal Melting I ² t (A ² sec)	Agency Approvals	
							
2.00	002.	350	100A @ 350VAC 50A @ 125VDC 450 @ 60VDC	0.0563	2.8	x	x
3.00	003.	350		0.0336	9.4	x	x
4.00	004.	350		0.0237	17	x	x
5.00	005.	350		0.0178	25	x	x
7.50	07.5	350		0.0110	68	x	x
10.0	010.	350		0.0073	93	x	x

Additional Information



Datasheet
446 Series



Resources
446 Series



Samples
446 Series



Datasheet
447 Series

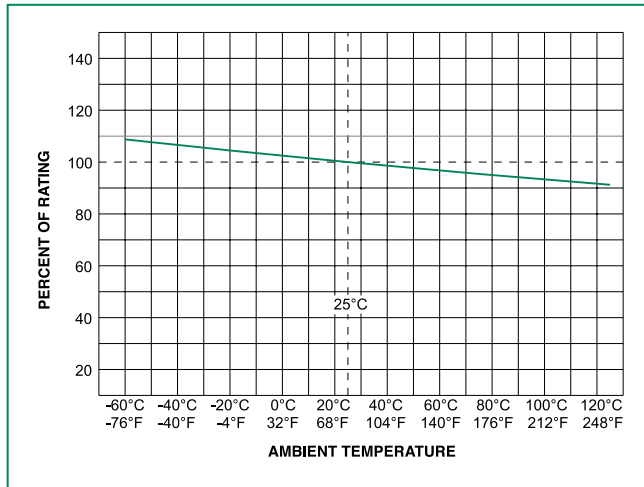


Resources
447 Series



Samples
447 Series

Temperature Re-rating Curve



Note:

1. Re-rating depicted in this curve is in addition to the standard re-rating of 25% for continuous operation.

Soldering Parameters

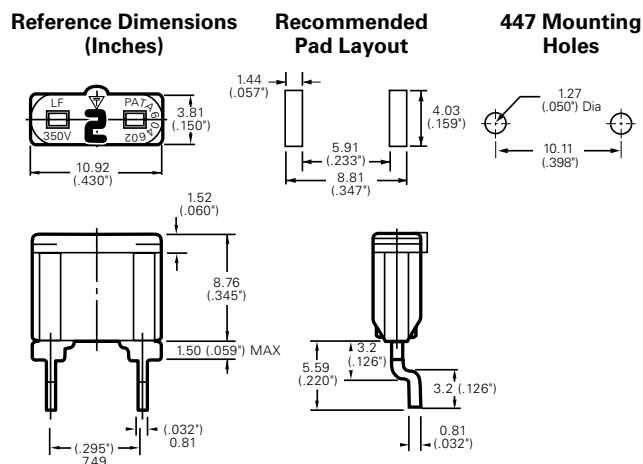
446 Series:

Reflow Solder — 235°C, 5 seconds maximum.
 No-clean process recommended.
 Wave Solder — Not recommended.
 Non-plated terminal surfaces may not meet MIL-STD-202, Method 208.

447 Series:

Contact Littelfuse for soldering parameters.
 Inside terminal face of each lead is non-plated zinc.
 Non-plated zinc terminal faces may not meet MIL-STD-202, method 208. To ensure that the fuse is acceptable for the application, appropriate application testing should be performed.

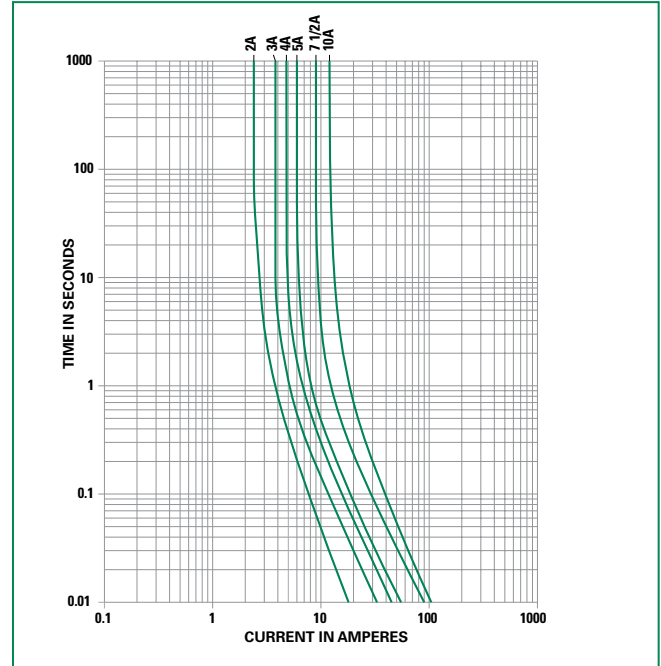
Dimensions



For 447 dimensions, please contact Littelfuse for specifications.

Disclaimer Notice - Information furnished is believed to be accurate and reliable. However, users should independently evaluate the suitability of and test each product selected for their own applications. Littelfuse products are not designed for, and may not be used in, all applications. Read complete Disclaimer Notice at: www.littelfuse.com/disclaimer-electronics.

Average Time Current Curves



Product Characteristics

Materials	Body: Plastic Body – Terminations: Tin plated Zinc, Ni barrier
Cleaning	No-cleaning process recommended
Operating Temperature	-40°C to 125°C

Part Numbering System

Surface Mount Fuses:

0446 002. ZRP
 Series | Amp Code | Quantity Code
 ZRP = 800

Through Hole Fuses:

0447 002. YXP
 Series | Amp Code | Quantity Code
 YXP = 4000

Packaging

Packaging Option	Packaging Specification	Quantity	Quantity & Packaging Code
446 Series			
24mm Tape and Reel	EIA RS-481-1 (IEC 286, part 3)	800	ZRP
447 Series			
Bulk Pack	-	4000	YXP

Looking for pricing, stock, or lifecycle information?

Click below to explore more details on WIN SOURCE:

 [View 044607.5ZRP on WIN SOURCE](#)

 [Littelfuse Inc. Information](#)

Optimize Your Supply Chain with WIN SOURCE Solutions

-  Global Sourcing Solution
-  Obsolete Management
-  Cost Control Management
-  Shortage Management
-  Alternative Solution
-  Excess Inventory Management