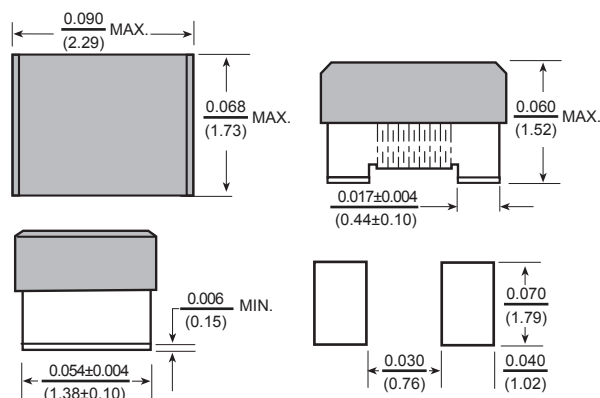





**THE DATASHEET OF
CC05-470NJ-RC**



CC05 Ceramic Core Chip Inductors



Dimensions: $\frac{\text{Inches}}{\text{(mm)}}$



Features

- 0805 size suitable for pick and place automation
- Low Profile under 1.52mm
- Ceramic core provide high self resonant frequency.
- High Q values at high frequencies
- Ceramic core also provides excellent thermal and batch consistency

Electrical

Inductance Range: 2.8nH to 1200nH

Tolerance: Available as noted. Insert letter for desired tolerance.

Test Frequency: At specified frequency with Test OSC @ 0.1V

Operating Temp: -40°C ~ 125°C

Rated Current: Current at which the inductance will change by no more than 20% of its initial value without current.

Resistance to Soldering Heat

Test Method: Reflow Solder the device onto PCB

Peak Temp: 260°C ± 5°C for 10 sec.

Solder Composition: Sn/Ag3.0/Cu0.5

Total test time: 6 minutes

Test Equipment

(L/Q): Agilent 4291, 4287, E4991

(SRF): Agilent E4291, E4991

(RDC): Agilent 4338

Irms: HP4284A + HP42841A / HP4285A + HP42841A

Physical

Packaging: 2000 pieces per 7 inch reel.



Marking: Single Dot Color Code System

Allied Part Number	Inductance (nh)	Tolerance (%) *	Test Freq. (MHz)	Q Min.	Test Freq. (MHz)	SRF Min. (MHz)	DCR Max. (Ω)	Rated Current (mA)
CC05-2N8_-RC	2.8	C,S	250	80	1500	7900	0.06	800
CC05-3N0_-RC	3.0	C,S	250	65	1500	7900	0.06	800
CC05-3N3_-RC	3.3	C,S	250	50	1500	7900	0.08	600
CC05-5N6_-RC	5.6	C,S	250	65	1000	5500	0.08	600
CC05-6N8_-RC	6.8	C,J	250	50	1000	5500	0.11	600
CC05-7N5_-RC	7.5	C,J	250	50	1000	4500	0.14	600
CC05-8N2_-RC	8.2	C,J	250	50	1000	4700	0.12	600
CC05-10N_-RC	10	G,J	250	60	500	4200	0.10	600
CC05-12N_-RC	12	G,J	250	50	500	4000	0.15	600
CC05-15N_-RC	15	G,J	250	50	500	3400	0.17	600
CC05-18N_-RC	18	G,J	250	50	500	3300	0.20	600
CC05-22N_-RC	22	G,J	250	55	500	2600	0.22	500
CC05-24N_-RC	24	G,J	250	50	500	2000	0.22	500
CC05-27N_-RC	27	G,J	250	55	500	2500	0.25	500
CC05-33N_-RC	33	G,J	250	60	500	2050	0.27	500
CC05-36N_-RC	36	G,J	250	55	500	1700	0.27	500
CC05-39N_-RC	39	G,J	250	60	500	2000	0.29	500
CC05-43N_-RC	43	G,J	200	60	500	1650	0.34	500
CC05-47N_-RC	47	G,J	200	60	500	1650	0.31	500
CC05-56N_-RC	56	G,J	200	60	500	1550	0.34	500
CC05-68N_-RC	68	G,J	200	60	500	1450	0.38	500
CC05-82N_-RC	82	G,J	150	65	500	1300	0.42	400
CC05-91N_-RC	91	G,J	150	65	500	1200	0.48	400
CC05-100N_-RC	100	G,J	150	65	500	1200	0.46	400
CC05-110N_-RC	110	G,J	150	50	250	1000	0.48	400
CC05-120N_-RC	120	G,J	150	50	250	1100	0.51	400
CC05-150N_-RC	150	G,J	100	50	250	920	0.56	400
CC05-180N_-RC	180	G,J	100	50	250	870	0.64	400
CC05-200N_-RC	200	G,J	100	50	250	860	0.68	400
CC05-220N_-RC	220	G,J	100	50	250	850	0.70	400
CC05-240N_-RC	240	G,J	100	44	250	690	1.00	350
CC05-250N_-RC	250	G,J	100	45	250	660	1.20	350
CC05-270N_-RC	270	G,J	100	48	250	650	1.00	350
CC05-330N_-RC	330	G,J	100	48	250	600	1.40	310
CC05-390N_-RC	390	G,J	100	48	250	560	1.50	290
CC05-470N_-RC	470	G,J	50	33	100	375	1.76	250
CC05-560N_-RC	560	G,J	25	23	50	340	1.90	230
CC05-620N_-RC	620	G,J	25	23	50	220	2.20	210
CC05-680N_-RC	680	G,J	25	23	50	188	2.20	190
CC05-820N_-RC	820	G,J	25	23	50	215	2.35	180
CC05-1R0N_-RC	1000	G,J	25	20	50	100	2.50	170
CC05-1R2N_-RC	1200	G,J	7.9	18	25	100	2.50	170

*C=±0.2nh, S=±0.3nh, G=±2%, J=±5%, K=±10%
All specifications subject to change without notice.

Looking for pricing, stock, or lifecycle information?

Click below to explore more details on WIN SOURCE:

-  [View CC05-470NJ-RC](#) on WIN SOURCE
-  [Allied Components International](#) Information

Optimize Your Supply Chain with WIN SOURCE Solutions

-  Global Sourcing Solution
-  Obsolete Management
-  Cost Control Management
-  Shortage Management
-  Alternative Solution
-  Excess Inventory Management