



ULTRA-SMALL CERAMIC


Power Splitter/Combiner

QCN-12+

2 Way-90° 50Ω 800 to 1375 MHz

FEATURES

- Low insertion loss, 0.4 dB typ.
- Wrap-around terminal for excellent solderability
- Ultra small, 0.12"X0.06"X0.035"



Generic photo used for illustration purposes only

CASE STYLE: FV1206-1

APPLICATIONS

- Cellular
- Satellite distribution
- GSM
- Balanced amplifiers
- Modulators

+RoHS Compliant

The +Suffix identifies RoHS Compliance.
See our website for methodologies and qualifications

ELECTRICAL SPECIFICATIONS AT 25°C

Parameter	Frequency (MHz)	Min.	Typ.	Max.	Unit
Frequency Range		800		1375	MHz
Insertion Loss, above 3.0 dB	800-1000		0.4	0.8	dB
	1000-1375		0.6	1.0	
Isolation	800-1000	14	19		dB
	1000-1375	14	19		
Phase Unbalance	800-1000		9	12	Degree
	1000-1375		9	13	
Amplitude Unbalance	800-1000		0.4	0.9	dB
	1000-1375		0.7	1.0	
VSWR	800-1000		1.3		(:1)
	1000-1375		1.5		

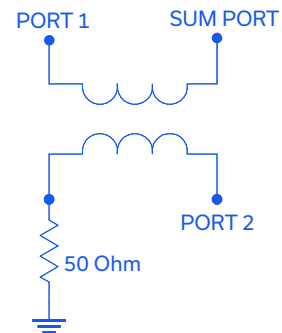
1. For applications requiring DC voltage to be applied to the RF ports, add suffix letter "D" to part no. DC resistance to ground is 100 Mohms min.

MAXIMUM RATINGS

Parameter	Ratings
Operating Temperature	-55°C to 100°C
Storage Temperature	-55°C to 100°C
Power Input (as a splitter)	15W* max.

* Derate linearly to 7W at 100°C ambient.
Permanent damage may occur if any of these limits are exceeded.

ELECTRICAL SCHEMATIC (NOTE 1)



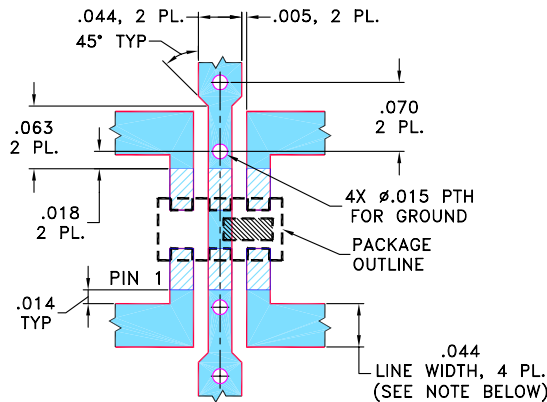


PIN CONNECTIONS

SUM PORT	1
PORT 1 (0°)	4
PORT 2 (+90°)	6
GROUND	2,5
50 OHM TERM EXTERNAL	3

PRODUCT MARKING: N/A

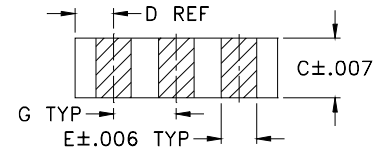
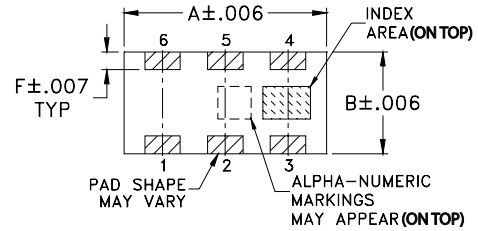
DEMO BOARD MCL P/N: TB-255
SUGGESTED PCB LAYOUT (PL-131)



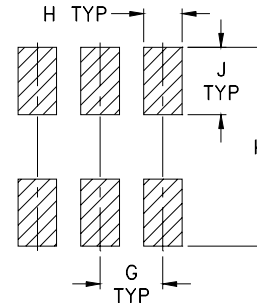
NOTES: 1. TRACE WIDTH IS SHOWN FOR ROGERS RO4350B WITH DIELECTRIC THICKNESS 0.020" ± 0.0015"; COPPER: 1/2 OZ. EACH SIDE. FOR OTHER MATERIALS TRACE WIDTH MAY NEED TO BE MODIFIED.
2. BOTTOM SIDE OF THE PCB IS CONTINUOUS GROUND PLANE.

- DENOTES PCB COPPER LAYOUT WITH SMOBC (SOLDER MASK OVER BARE COPPER)
- DENOTES COPPER LAND PATTERN FREE OF SOLDER MASK

OUTLINE DRAWING



PCB Land Pattern



Suggested Layout,
Tolerance to be within ±.002

OUTLINE DIMENSIONS (Inches/mm)

A	B	C	D	E	F
.126	.063	.035	.024	.022	.011
3.20	1.60	0.89	0.61	0.56	0.28
G	H	J	K	wt	
.039	.024	.042	.123	grams	
0.99	0.61	1.07	3.12	.020	

TAPE & REEL INFORMATION: F75



ULTRA-SMALL CERAMIC

Power Splitter/Combiner

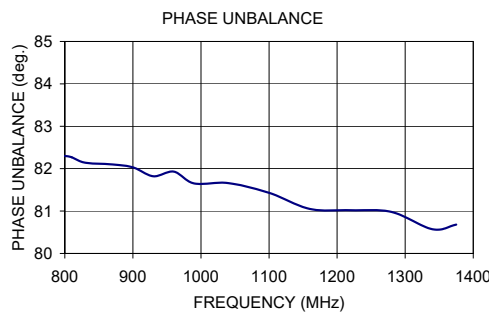
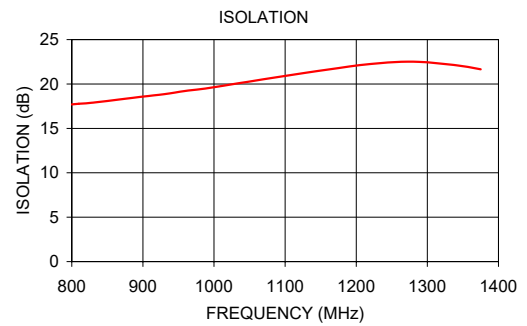
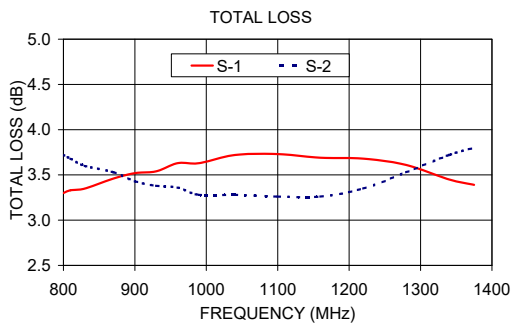
QCN-12+

2 Way-90° 50Ω 800 to 1375 MHz

TYPICAL PERFORMANCE DATA

Frequency (MHz)	Total Loss ¹ (dB)		Amplitude Unbalance (dB)	Isolation (dB)	Phase Unbalance (deg.)	VSWR (:1)		
	S-1	S-2				S	1	2
800.00	3.30	3.72	0.42	17.70	82.30	1.26	1.31	1.31
810.00	3.33	3.68	0.35	17.77	82.27	1.26	1.31	1.31
830.00	3.35	3.60	0.24	17.90	82.14	1.25	1.31	1.31
870.00	3.46	3.53	0.07	18.29	82.10	1.24	1.30	1.31
900.00	3.52	3.43	0.08	18.58	82.03	1.22	1.29	1.31
930.00	3.54	3.38	0.16	18.85	81.82	1.21	1.29	1.30
960.00	3.63	3.36	0.27	19.22	81.93	1.20	1.28	1.30
990.00	3.63	3.28	0.35	19.52	81.65	1.19	1.28	1.31
1040.00	3.72	3.28	0.44	20.15	81.66	1.17	1.27	1.31
1100.00	3.73	3.26	0.46	20.91	81.43	1.15	1.27	1.32
1160.00	3.69	3.26	0.44	21.62	81.05	1.13	1.27	1.33
1220.00	3.68	3.35	0.33	22.25	81.02	1.12	1.28	1.36
1280.00	3.61	3.53	0.08	22.51	80.98	1.12	1.29	1.39
1340.00	3.45	3.72	0.27	22.12	80.57	1.14	1.31	1.44
1375.00	3.39	3.8	0.42	21.66	80.68	1.17	1.33	1.47

1. Total Loss = Insertion Loss + 3 dB splitter loss.





- NOTES**
- A. Performance and quality attributes and conditions not expressly stated in this specification document are intended to be excluded and do not form a part of this specification document.
 - B. Electrical specifications and performance data contained in this specification document are based on Mini-Circuit's applicable established test performance criteria and measurement instructions.
 - C. The parts covered by this specification document are subject to Mini-Circuits standard limited warranty and terms and conditions (collectively, "Standard Terms"); Purchasers of this part are entitled to the rights and benefits contained therein. For a full statement of the standard. Terms and the exclusive rights and remedies thereunder, please visit Mini-Circuits' website at www.minicircuits.com/terms/viewterm.html



Looking for pricing, stock, or lifecycle information?

Click below to explore more details on WIN SOURCE:

-  [View QCN-12+ on WIN SOURCE](#)
-  [Mini-Circuits Information](#)

Optimize Your Supply Chain with WIN SOURCE Solutions

-  Global Sourcing Solution
-  Obsolete Management
-  Cost Control Management
-  Shortage Management
-  Alternative Solution
-  Excess Inventory Management