



**THE DATASHEET OF
CRA2010-FZ-R010ELF**





Features

- Special alloy resistor
- Power rating at 70 °C: CRA2010 - 1 W, CRA2512 - 3 W
- Inductance less than 5 nH
- RoHS compliant*

Applications

- Power supplies
- Stepper motor drives

CRA2010/CRA2512 - High Power Current Sense Chip Resistor

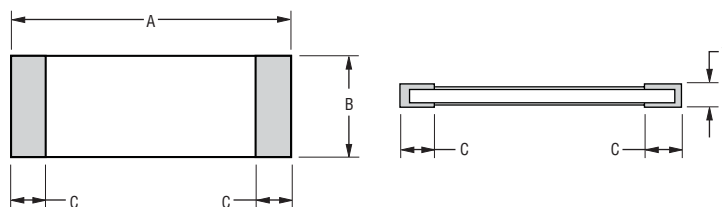
Electrical Characteristics

Characteristic	CRA2010	CRA2512
Power Rating @ 70 °C	1 W	3 W
Operating Temperature Range	-55 °C to +170 °C	
Derated to Zero Load at	+170 °C	
Maximum Working Voltage	$(P \times R)^{1/2}$	
Insulation Resistance	> 100 megohms	
Resistance Range	0.005 - 0.020 Ω	0.010 - 0.100 Ω
Resistance Tolerance	$\pm 1\%$, $\pm 5\%$	
Temperature Coefficient	± 75 PPM/°C	

Performance Characteristics

Test	Conditions	Specification
Thermal Shock	-55 °C to + 150 °C, 1000 Cycles, 15 minutes	$\Delta R \pm(0.5\% + 0.0005 \Omega)$
Short Time Overload	5 X Rated Power for 5 seconds	$\Delta R \pm(0.5\% + 0.0005 \Omega)$
Low Temperature Storage	-65 °C for 24 hours	$\Delta R \pm(0.5\% + 0.0005 \Omega)$
High Temperature Exposure	10000 hours @ + 170 °C	$\Delta R \pm(1.0\% + 0.0005 \Omega)$
Bias Humidity	+ 85 °C, 85 % RH, 10 % Bias, 1000 hours	$\Delta R \pm(0.5\% + 0.0005 \Omega)$
Mechanical Shock	100 g's for 6 milliseconds, 5 pulses	$\Delta R \pm(0.5\% + 0.0005 \Omega)$
Vibration	Frequency varied 10 to 2000 KHz in one minute, 3 directions, 12 hours	$\Delta R \pm(0.5\% + 0.0005 \Omega)$
Load Life	1000 hours at rated power at +70 °C, 1.5 hours on, 0.5 hours off	$\Delta R \pm(1.0\% + 0.0005 \Omega)$
Resistance to Solder Heat	+260 °C Solder, 10-12 second dwell, 25 mm/second emergence	$\Delta R \pm(0.5\% + 0.0005 \Omega)$
Moisture Resistance	MIL-STD-202 Method 106, 0 % power (7a and 7b not required)	$\Delta R \pm(0.5\% + 0.0005 \Omega)$

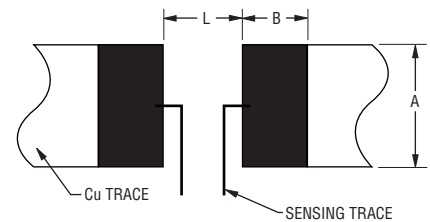
Product Dimensions



Model	A	B	C	T	Resistor Material
CRA2010	$\frac{5.0 \pm 0.20}{(0.1962 \pm 0.008)}$	$\frac{2.5 \pm 0.20}{(0.0984 \pm 0.008)}$	$\frac{0.65 \pm 0.20}{(0.0256 \pm 0.008)}$	$\frac{0.6 \pm 0.20}{(0.0236 \pm 0.008)}$	Resistor Cu-Ni or Cu-Mn
CRA2512	$\frac{6.45 \pm 0.20}{(0.254 \pm 0.008)}$	$\frac{3.35 \pm 0.20}{(0.131 \pm 0.008)}$	$\frac{0.95 \pm 0.10}{(0.037 \pm 0.004)}$	$\frac{0.7 \pm 0.20}{(0.0276 \pm 0.008)}$	Resistor Cu-Ni or Cu-Mn

DIMENSIONS: $\frac{\text{MM}}{\text{(INCHES)}}$

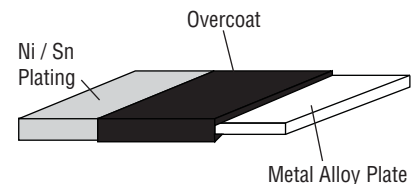
Recommended Solder Pad Layout



Model	A	B	L
CRA2010	$\frac{3.1}{(0.122)}$	$\frac{2.7}{(0.106)}$	$\frac{3.1}{(0.122)}$
CRA2512	$\frac{4.0}{(0.157)}$	$\frac{2.1}{(0.083)}$	$\frac{4.1}{(0.161)}$

DIMENSIONS: $\frac{\text{MM}}{\text{(INCHES)}}$

Construction

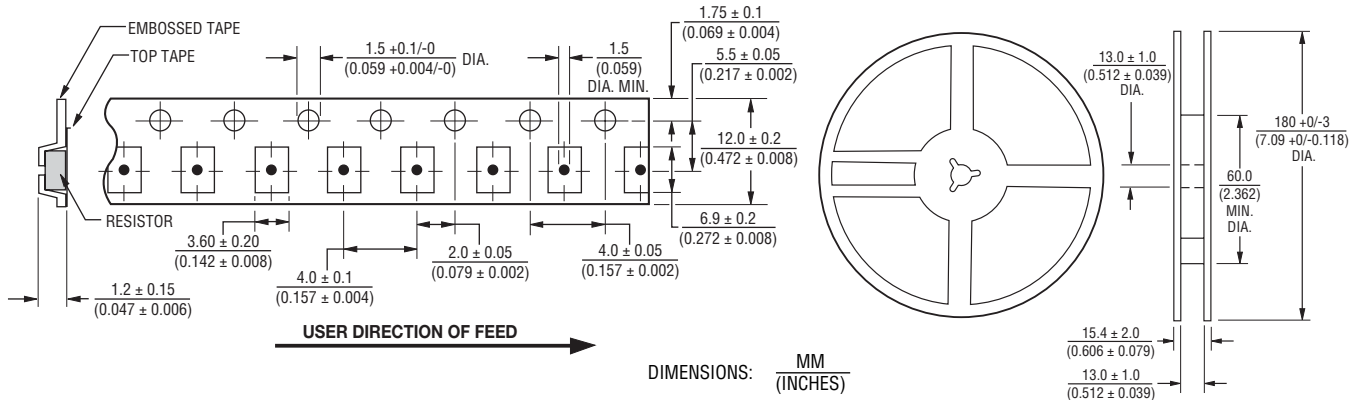


*RoHS Directive 2002/95/EC Jan. 27, 2003 including annex and RoHS Recast 2011/65/EU June 8, 2011. Specifications are subject to change without notice. Customers should verify actual device performance in their specific applications.

CRA2010/CRA2512 - High Power Current Sense Chip Resistor



Packaging Dimensions (Conforms to EIA RS-481A)



CRA2010 Resistance Values Available

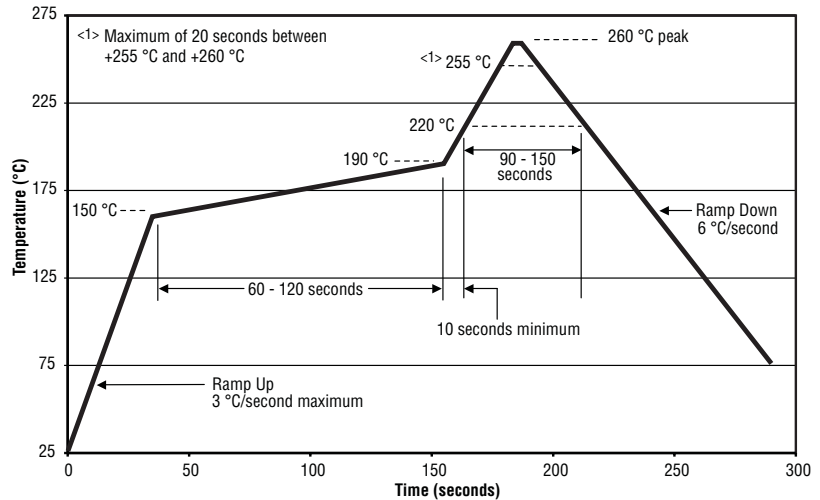
Code	R Value	Code	R Value
R005	0.005	R015	0.015
R010	0.010	R020	0.020

CRA2512 Resistance Values Available

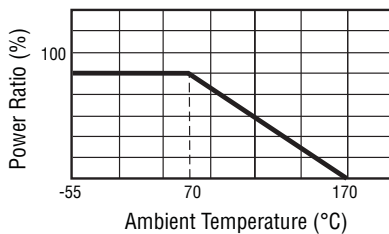
Code	R Value	Code	R Value
R010	0.010	R050	0.050
R015	0.015	R060	0.060
R020	0.020	R070	0.070
R025	0.025	R075	0.075
R030	0.030	R080	0.080
R040	0.040	R100	0.100

Consult factory for other resistance values.

Soldering Profile



Derating Curve



How to Order

CRA 2512 - F Z - R020 E LF

Model _____
 (CRA = Precision Chip Resistor)

Size _____
 2010 = 2010 Size
 2512 = 2512 Size

Resistance Tolerance _____
 • F = ±1 %
 • J = ±5 %

TCR (PPM/°C) _____
 • Z = ±75 PPM/°C

Resistance Value _____
 "R" (decimal point) followed by three significant digits (example: R025 = 0.025 ohm)

Packaging _____
 • E = 4000 pieces on 180 mm (7 inch) reel

Termination _____
 • LF = Tin-plated (RoHS compliant)

REV. 12/11

Specifications are subject to change without notice.
 Customers should verify actual device performance in their specific applications

Looking for pricing, stock, or lifecycle information?

Click below to explore more details on WIN SOURCE:

- ⊖ [View CRA2010-FZ-R010ELF on WIN SOURCE](#)
- ⊖ [Bourns Inc. Information](#)

Optimize Your Supply Chain with WIN SOURCE Solutions

- ✓ Global Sourcing Solution
- ✓ Obsolete Management
- ✓ Cost Control Management
- ✓ Shortage Management
- ✓ Alternative Solution
- ✓ Excess Inventory Management