

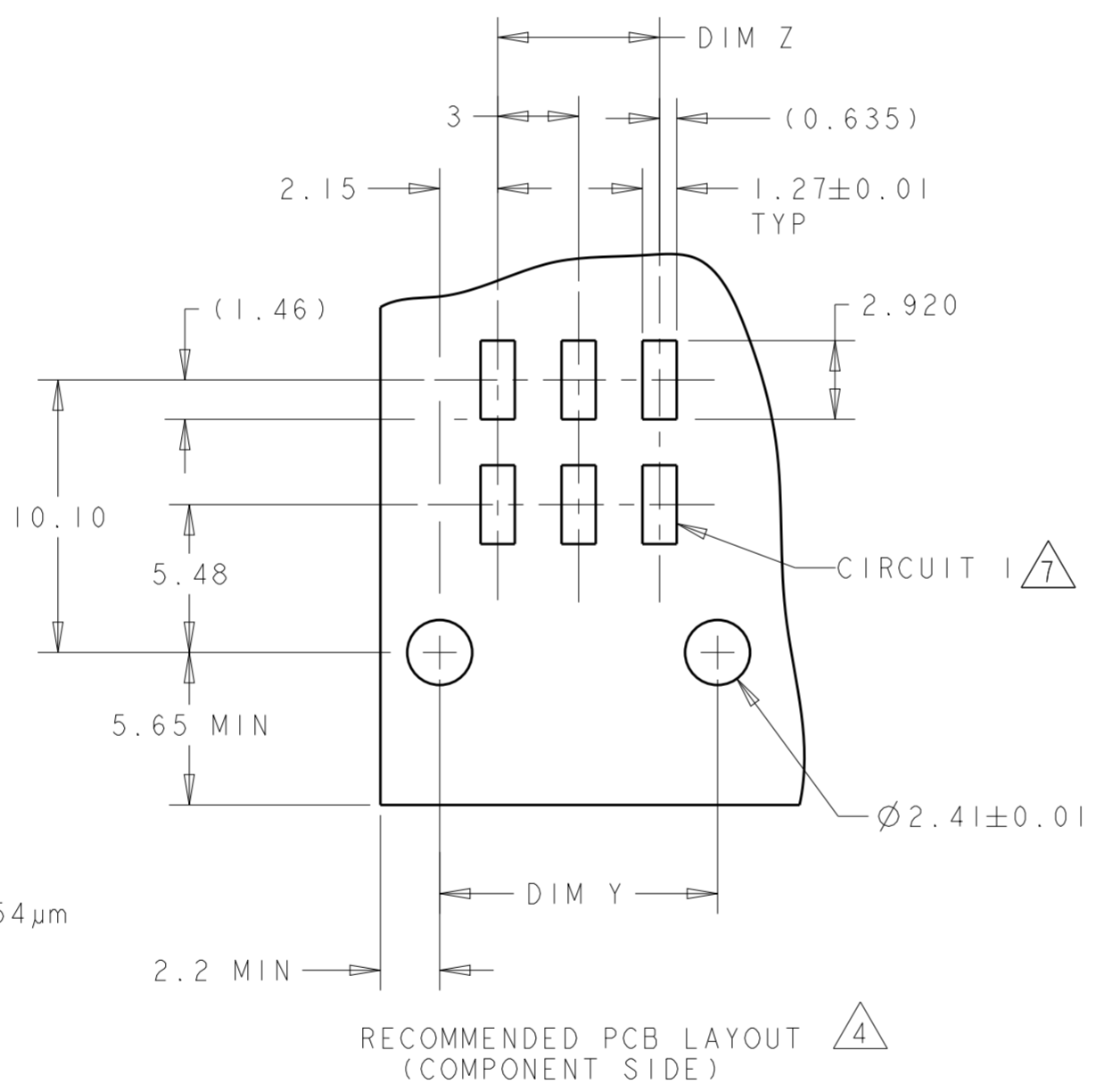
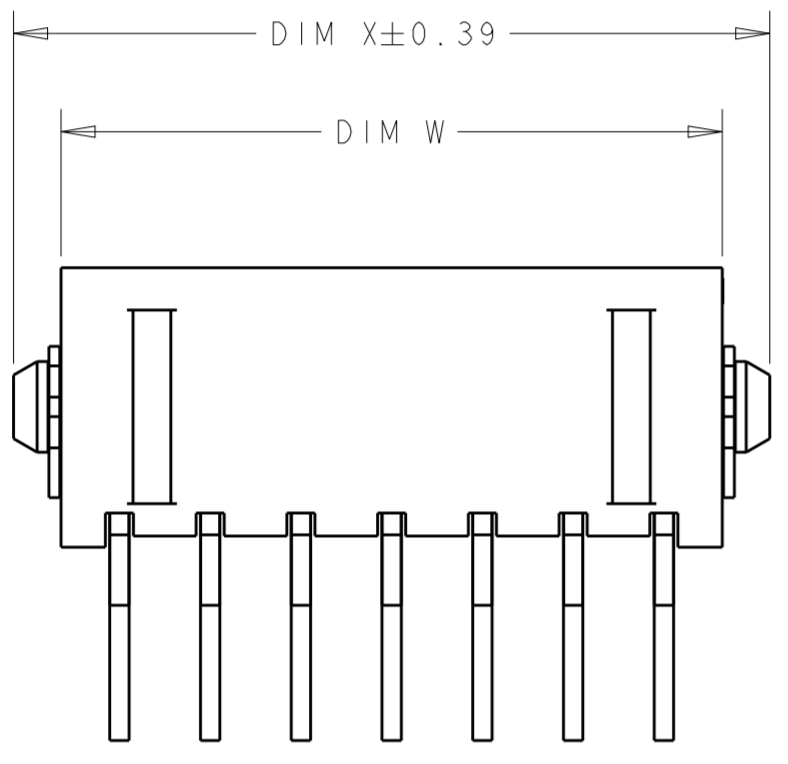
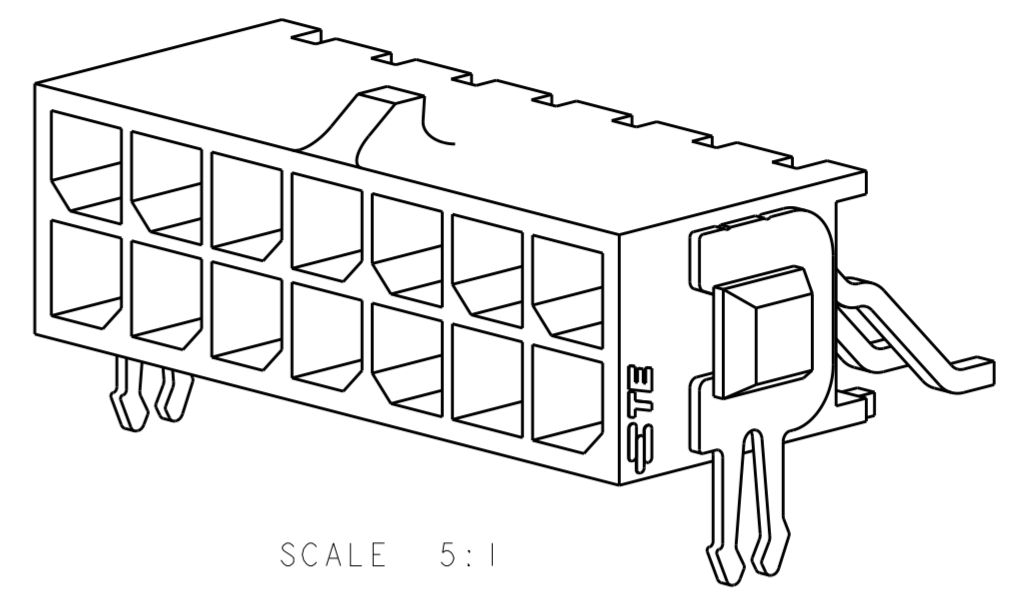
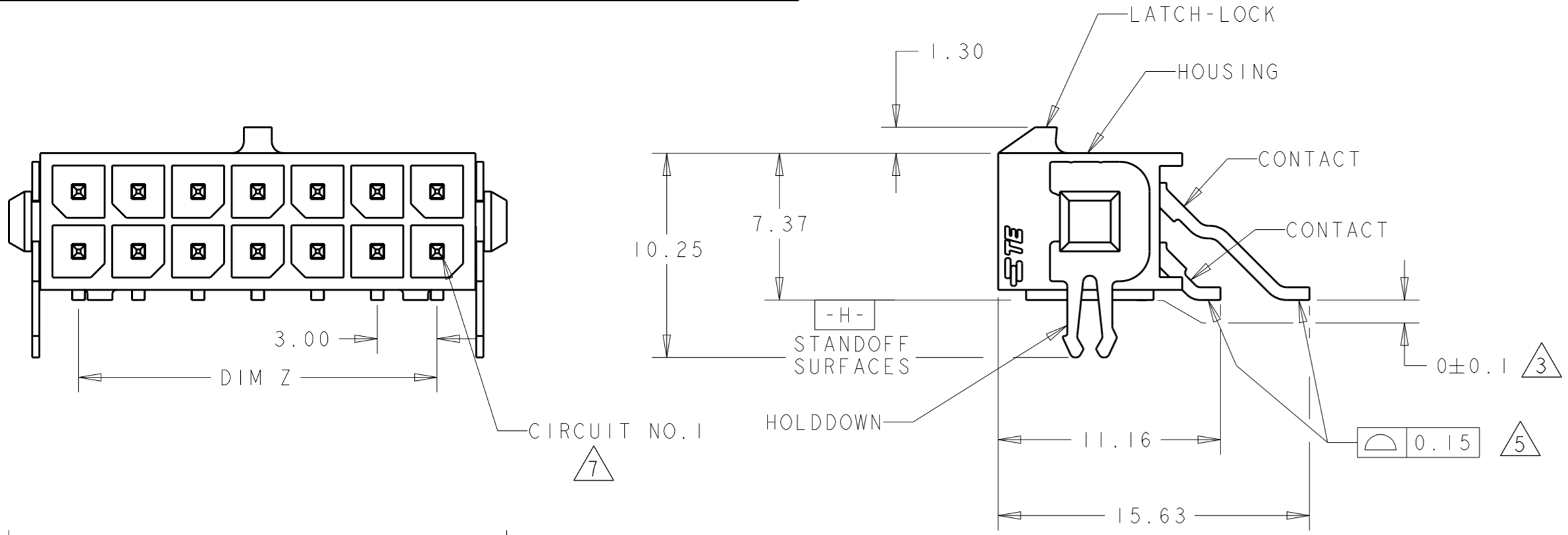


**THE DATASHEET OF**  
**4-794626-4**



THIS DRAWING IS UNPUBLISHED. RELEASED FOR PUBLICATION 20  
 © COPYRIGHT 20 BY - ALL RIGHTS RESERVED.

LOC	DIST	REVISIONS			
P	LTR	DESCRIPTION	DATE	DWN	APVD
CM	00				
	G1	REVISED PER ECR-16-011506	27JUN2017	NK	CX
	G2	ECO-19-006502	29APR2019	AP	WS



6	36.86	37.30	33.00	40.00	24	5-794626-4
6	33.86	34.30	30.00	37.00	22	5-794626-2
6	30.86	31.30	27.00	34.00	20	5-794626-0
6	27.86	28.30	24.00	31.00	18	4-794626-8
6	24.86	25.30	21.00	28.00	16	4-794626-6
6	21.86	22.30	18.00	25.00	14	4-794626-4
6	18.86	19.30	15.00	22.00	12	4-794626-2
6	15.86	16.30	12.00	19.00	10	4-794626-0
6	12.86	13.30	9.00	16.00	8	3-794626-8
6	9.86	10.30	6.00	13.00	6	3-794626-6
6	6.86	7.30	3.00	10.00	4	3-794626-4
6	3.86	4.30	-	7.00	2	3-794626-2
2	36.86	37.30	33.00	40.00	24	<del>2-794626-4</del>
2	33.86	34.30	30.00	37.00	22	<del>2-794626-2</del>
2	30.86	31.30	27.00	34.00	20	<del>2-794626-0</del>
2	27.86	28.30	24.00	31.00	18	<del>1-794626-8</del>
2	24.86	25.30	21.00	28.00	16	<del>1-794626-6</del>
2	21.86	22.30	18.00	25.00	14	<del>1-794626-4</del>
2	18.86	19.30	15.00	22.00	12	<del>1-794626-2</del>
2	15.86	16.30	12.00	19.00	10	<del>1-794626-0</del>
2	12.86	13.30	9.00	16.00	8	<del>794626-8</del>
2	9.86	10.30	6.00	13.00	6	<del>794626-6</del>
2	6.86	7.30	3.00	10.00	4	<del>794626-4</del>
2	3.86	4.30	-	7.00	2	<del>794626-2</del>
FINISH	DIM W	DIM Y	DIM Z	DIM X	NO. OF POSN.	PART NUMBER

- 1 MATERIAL;  
CONTACTS - BRASS.  
HOUSING - UL 94V-0 RATED HIGH TEMP NYLON,  
COLOR; BLACK.  
HOLDDOWNS - PHOSPHOR BRONZE.
- 2 PLATING;  
CONTACTS - 0.76µm MINIMUM GOLD OVER 2.54µm  
MINIMUM NICKEL ON MATING AREA.  
2.54µm TIN-LEAD MINIMUM OVER 2.54µm  
NICKEL MINIMUM ON SOLDER TAILS.  
HOLDDOWNS - 2.54µm TIN LEAD.
- 3 DIMENSION APPLIES TO SOLDER TAIL SURFACES  
AND STANDOFF SURFACES.
- 4 RECOMMENDED PC BOARD THICKNESS OF 1.57.
- 5 ALL SOLDER TAILS.
- 6 PLATING;  
CONTACTS - 0.76µm MINIMUM GOLD OVER 2.54µm  
MINIMUM NICKEL ON MATING AREA.  
2.54µm MATTE TIN MINIMUM OVER 2.54µm  
NICKEL MINIMUM ON SOLDER TAILS.  
HOLDDOWNS - 2.54µm MATTE TIN.
- 7 CIRCUIT NUMBER 1 IS LOCATED AT THE BOTTOM RIGHT  
WITH THE LATCH-LOCK ON TOP LOOKING INTO THE CAVITIES

SUPERSEDED BY 5-794626-4	2	36.86	37.30	33.00	40.00	24	<del>2-794626-4</del>
SUPERSEDED BY 5-794626-2	2	33.86	34.30	30.00	37.00	22	<del>2-794626-2</del>
SUPERSEDED BY 5-794626-0	2	30.86	31.30	27.00	34.00	20	<del>2-794626-0</del>
SUPERSEDED BY 4-794626-8	2	27.86	28.30	24.00	31.00	18	<del>1-794626-8</del>
SUPERSEDED BY 4-794626-6	2	24.86	25.30	21.00	28.00	16	<del>1-794626-6</del>
SUPERSEDED BY 4-794626-4	2	21.86	22.30	18.00	25.00	14	<del>1-794626-4</del>
SUPERSEDED BY 4-794626-2	2	18.86	19.30	15.00	22.00	12	<del>1-794626-2</del>
SUPERSEDED BY 4-794626-0	2	15.86	16.30	12.00	19.00	10	<del>1-794626-0</del>
SUPERSEDED BY 3-794626-8	2	12.86	13.30	9.00	16.00	8	<del>794626-8</del>
SUPERSEDED BY 3-794626-6	2	9.86	10.30	6.00	13.00	6	<del>794626-6</del>
SUPERSEDED BY 3-794626-4	2	6.86	7.30	3.00	10.00	4	<del>794626-4</del>
SUPERSEDED BY 3-794626-2	2	3.86	4.30	-	7.00	2	<del>794626-2</del>

THIS DRAWING IS A CONTROLLED DOCUMENT.

DWN: K. WHITAKER 19MAR2003  
 CHK: C. JONES 19MAR2003  
 APVD: C. JONES 19MAR2003

TE Connectivity

NAME: SURFACE MOUNT, RIGHT ANGLE, MECHANICAL  
 HOLDDOWN, ASSEMBLY, 30 GOLD HEADER,  
 DUAL ROW, MICRO MATE-N-LOK™

SIZE: A2 CAGE CODE: 0779 DRAWING NO: G-794626  
 WEIGHT: -

RESTRICTED TO: -

SCALE: 4:1 SHEET: 1 OF 1 REV: G2

PRODUCT SPEC: 108-1836  
 APPLICATION SPEC: 114-13000

MATERIAL: SEE TABLE

CUSTOMER DRAWING

## Looking for pricing, stock, or lifecycle information?

Click below to explore more details on WIN SOURCE:

 [View 4-794626-4 on WIN SOURCE](#)

 [TE Connectivity](#) Information

## Optimize Your Supply Chain with WIN SOURCE Solutions

-  Global Sourcing Solution
-  Obsolete Management
-  Cost Control Management
-  Shortage Management
-  Alternative Solution
-  Excess Inventory Management