



**THE DATASHEET OF
DEA202450BT-7210A1**





Multilayer Band Pass Filter (Balance Output Type)

For 2400–2500MHz

DEA202450BT-7210A1

2.0x1.25mm [EIA 0805]*

* Dimensions Code JIS[EIA]

Multilayer Band Pass Filter (Balance Output Type)

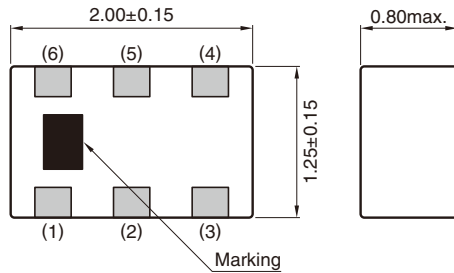
Conformity to RoHS Directive

For 2400–2500MHz

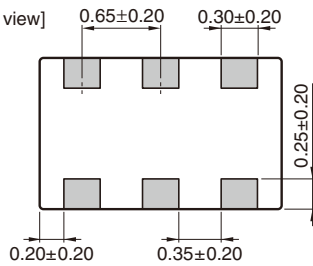
DEA202450BT-7210A1

SHAPES AND DIMENSIONS

[Top view]



[Bottom view]

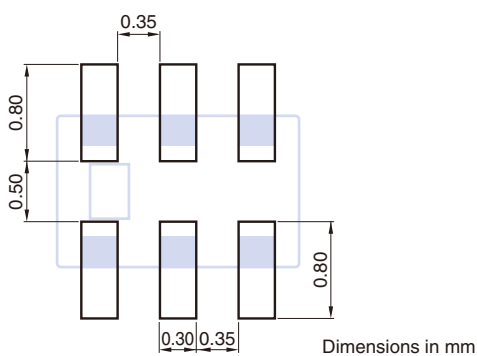


Terminal functions

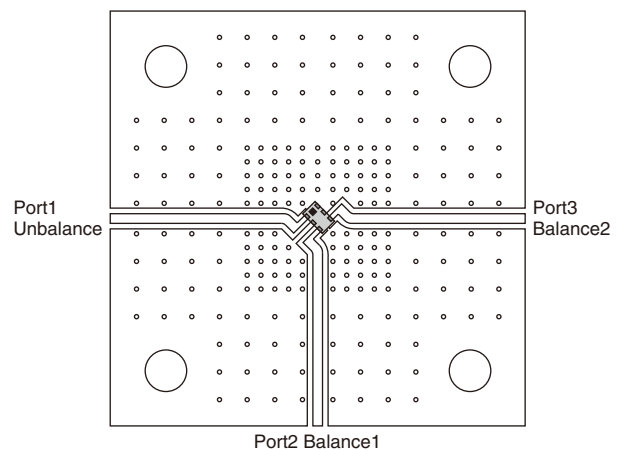
1	Unbalanced port
2	GND
3	Balanced port
4	Balanced port
5	GND
6	GND

Dimensions in mm

RECOMMENDED LAND PATTERN



EVALUATION BOARD



Line width is designed to match 50Ω characteristic impedance depending on PCB material and thickness.

Port extension value is 139.56ps for all port.

RoHS Directive Compliant Product: See the following for more details related to RoHS Directive compliant products. <http://product.tdk.com/en/environment/rohs/>

- All specifications are subject to change without notice.
- Before using these products, be sure to request the delivery specifications.

DEA202450BT-7210A1

ELECTRICAL CHARACTERISTICS

Item	Frequency Range (MHz)	Min.	Typ.	Max.
Unbalanced Port Characteristic Impedance (Ω)			50 (Nominal)	
Balanced Port Characteristic Impedance (Ω)			Matched to TI CC253x, CC254x, CC85xx series	
Insertion Loss (dB)	2400 to 2500	—	0.95	1.5
Attenuation (dB)	4800 to 5000	15	28	—
	7200 to 7500	20	33	—
Return Loss at Unbalanced Port (dB)	2400 to 2500	10	22	—
Phase Balance (deg.)	2400 to 2500	165	183	195
Amplitude Balance (dB)	2400 to 2500	-2	-0.67	2

· Ta: +25±5°C

TEMPERATURE RANGE

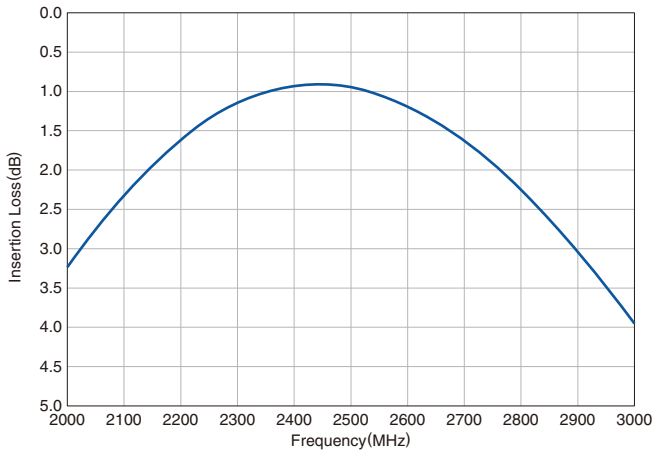
Operating temperature (°C)	Storage temperature (°C)
-40 to +85	-40 to +85

- All specifications are subject to change without notice.
- Before using these products, be sure to request the delivery specifications.

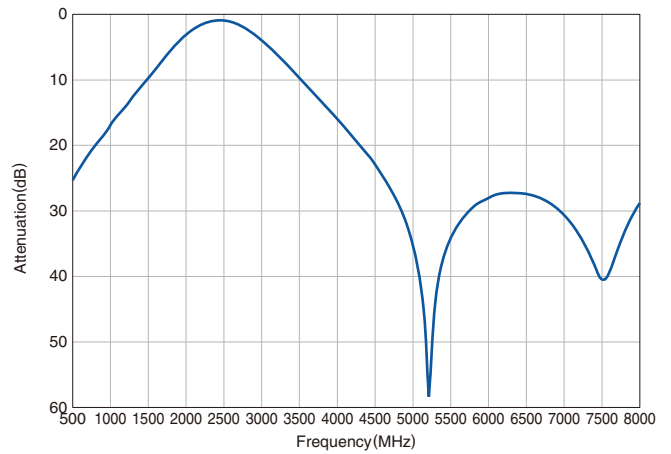
DEA202450BT-7210A1

FREQUENCY CHARACTERISTICS

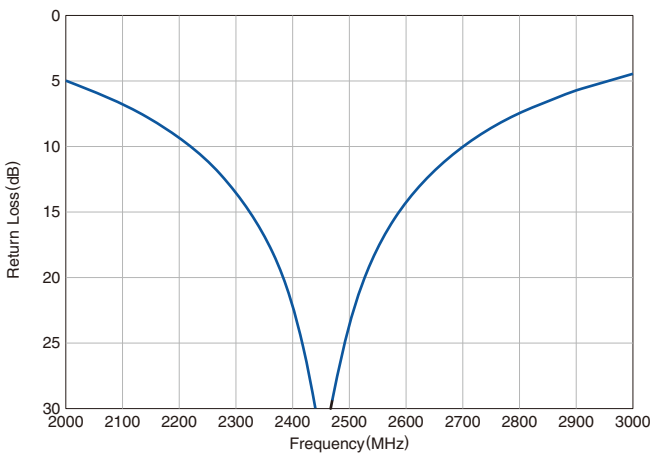
SDS21 INSERTION LOSS



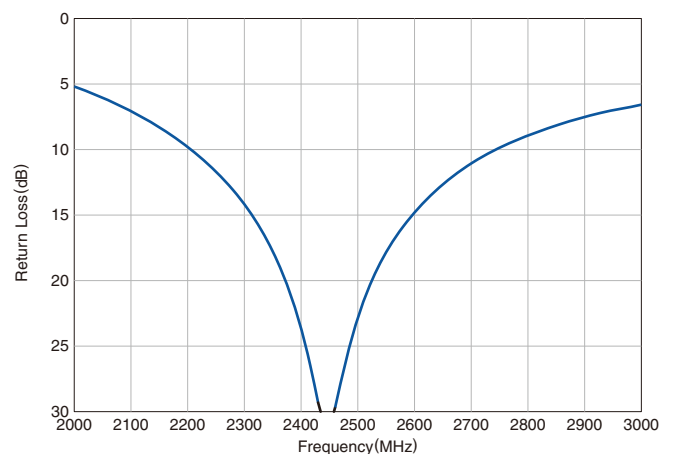
SDS21 ATTENUATION



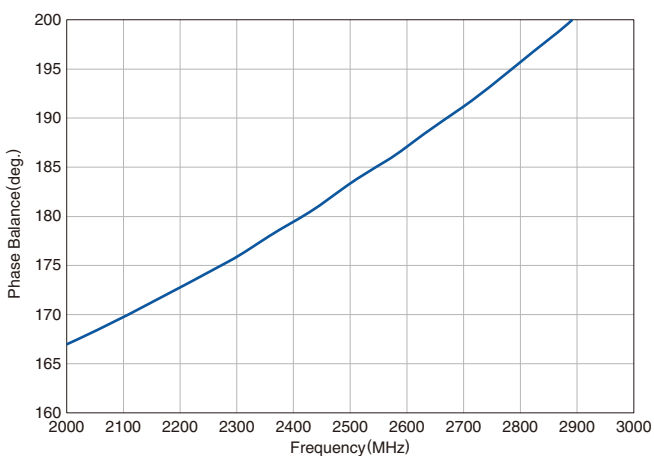
SSS11 RETURN LOSS at UNBALANCE PORT



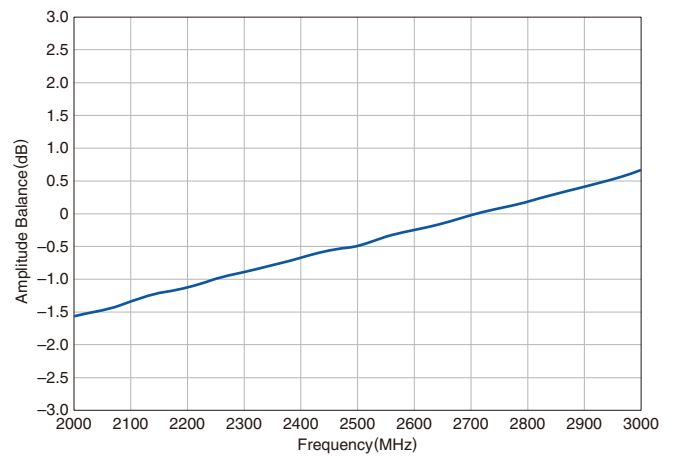
SDD22 RETURN LOSS at BALANCE PORT



PHASE BALANCE



AMPLITUDE BALANCE



- All specifications are subject to change without notice.
- Before using these products, be sure to request the delivery specifications.

RECOMMENDED REFLOW PROFILE



Preheating			Soldering			
Temp.	Temp.	Time	Critical zone (T3 to T4)		Temp.	Time
T1	T2	t1	T3	t2	T4	t3*
150°C	200°C	60 to 120sec	217°C	60 to 120sec	240 to 260°C	30sec max.

* t3 : Time within 5°C of actual peak temperature
 The maximum number of reflow is 3.

REMINDERS FOR USING THESE PRODUCTS

Before using these products, be sure to request the delivery specifications.

SAFETY REMINDERS

Please pay sufficient attention to the warnings for safe designing when using these products.

REMINDERS

The products listed on this catalog are intended for use in general electronic equipment (AV equipment, telecommunications equipment, home appliances, amusement equipment, computer equipment, personal equipment, office equipment, measurement equipment, industrial robots) under a normal operation and use condition.

The products are not designed or warranted to meet the requirements of the applications listed below, whose performance and/or quality require a more stringent level of safety or reliability, or whose failure, malfunction or trouble could cause serious damage to society, person or property.

Please understand that we are not responsible for any damage or liability caused by use of the products in any of the applications below or for any other use exceeding the range or conditions set forth in this catalog.

- | | |
|---|--|
| (1) Aerospace/Aviation equipment | (8) Public information-processing equipment |
| (2) Transportation equipment (cars, electric trains, ships, etc.) | (9) Military equipment |
| (3) Medical equipment | (10) Electric heating apparatus, burning equipment |
| (4) Power-generation control equipment | (11) Disaster prevention/crime prevention equipment |
| (5) Atomic energy-related equipment | (12) Safety equipment |
| (6) Seabed equipment | (13) Other applications that are not considered general-purpose applications |
| (7) Transportation control equipment | |

When using this product in general-purpose applications, you are kindly requested to take into consideration securing protection circuit/equipment or providing backup circuits, etc., to ensure higher safety.

Looking for pricing, stock, or lifecycle information?

Click below to explore more details on WIN SOURCE:

 [View DEA202450BT-7210A1](#) on WIN SOURCE

 [TDK Corporation](#) Information

Optimize Your Supply Chain with WIN SOURCE Solutions

-  Global Sourcing Solution
-  Obsolete Management
-  Cost Control Management
-  Shortage Management
-  Alternative Solution
-  Excess Inventory Management