



**THE DATASHEET OF
MABACT0039**



1:1 Transmission Line Transformer 5 - 3000 MHz

V6

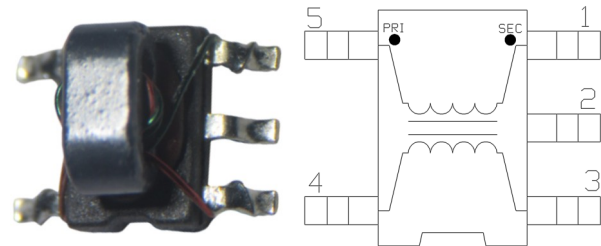
Features

- Surface Mount
- 1:1 Impedance
- Available on Tape and Reel
- RoHS Compliant
- 260°C Reflow Compatible

Description

MABACT0039 is a 1:1 transmission line transformer in a surface mount package. Suitable for use in both 50 Ω and 75 Ω systems. Ideally suited for high volume CATV/Broadband applications.

Functional Schematic



Pin Configuration

Pin #	Function
1	Secondary Dot (Output 1)
2	Not Used
3	Secondary (Output 2)
4	Primary (Ground)
5	Primary Dot (Input)

Electrical Specifications: $T_A = 25^\circ\text{C}$, $Z_0 = 75 \Omega$, $P_{IN} = 0 \text{ dBm}$

Parameter	Conditions	Units	Min.	Typ.	Max.
Impedance Ratio	5 - 3000 MHz	ratio	—	1:1	—
Insertion Loss	50 - 2150 MHz	dB	—	1.0	2.0
	5 - 3000 MHz			1.5	3.5
Amplitude Balance	50 - 2150 MHz	dB	—	1.0	± 2.2
Phase Balance	50 - 2150 MHz	$^\circ$	—	5.0	± 13
Input Return Loss	5 - 550 MHz	dB	20	30	—
	550 - 2100 MHz		8	15	

Ordering Information^{1,2}

Part Number	Description
MABACT0039	2000 piece reel
MABA-008031-CT39TB	Sample Board

1. Reference Application Note M513 for reel size information.
2. All sample boards include 5 loose parts.

Absolute Maximum Ratings^{3,4}

Parameter	Absolute Maximum
RF Input Power	250 mW
DC Current	30 mA
Operating Temperature	-40°C to +85°C

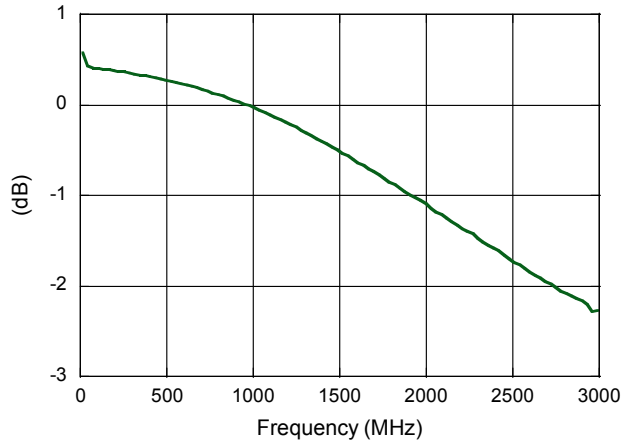
3. Exceeding any one or combination of these limits may cause permanent damage to this device.
4. MACOM does not recommend sustained operation near these survivability limits.

1:1 Transmission Line Transformer 5 - 3000 MHz

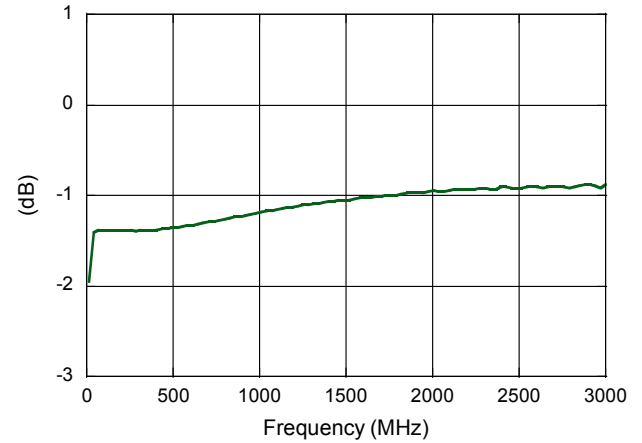
V6

Typical Performance Curves⁵: $T_A = 25^\circ\text{C}$, $Z_0 = 75 \Omega$, $P_{IN} = 0 \text{ dBm}$

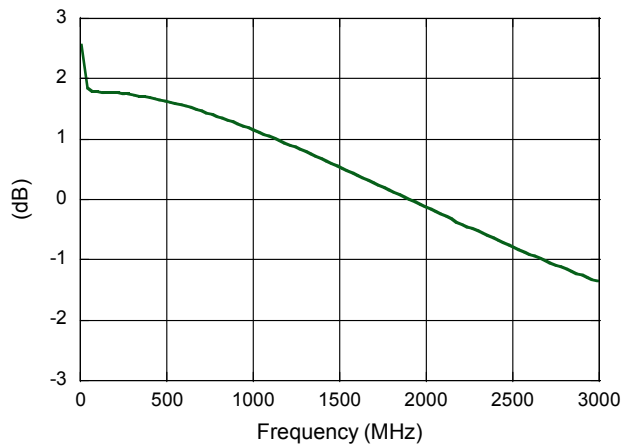
Insertion Loss 1
Pin 5-1 (through)



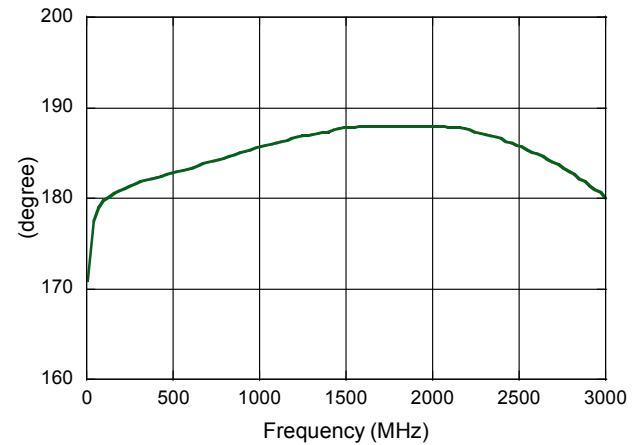
Insertion Loss 2
Pin 5-3 (coupled)



Amplitude Balance



Phase Balance

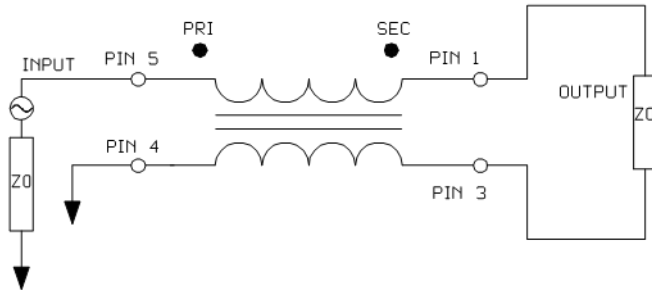


5. Full temperature plots available on request

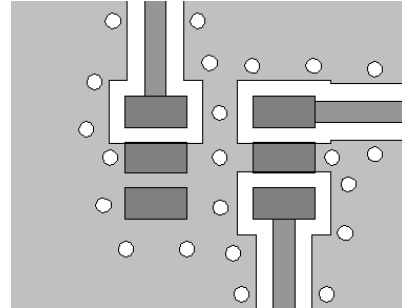
1:1 Transmission Line Transformer 5 - 3000 MHz

V6

Application Schematic

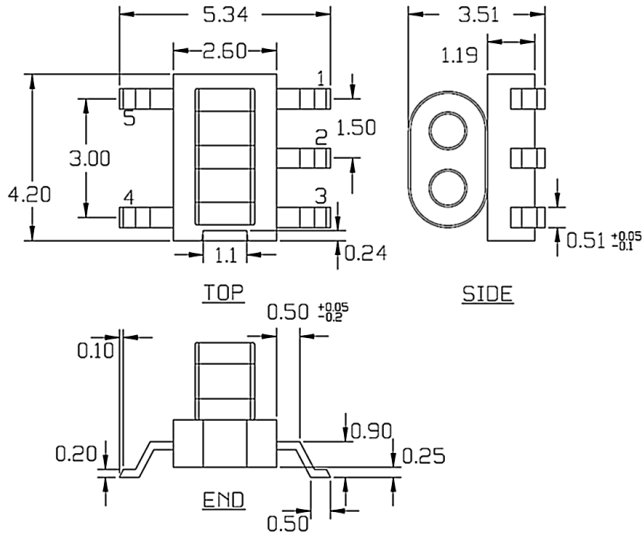


PCB Layout¹⁰



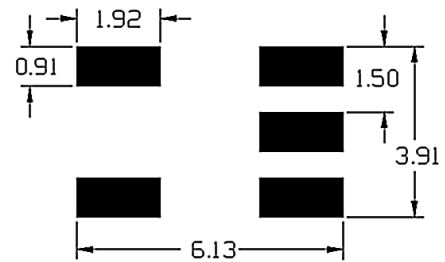
10. Recommended PCB layout shown above uses 1.6 mm FR4, grounded coplanar wave guide, transmission line width 0.70 mm and gap 0.57 mm.

Outline Drawing^{6,7,8,9}



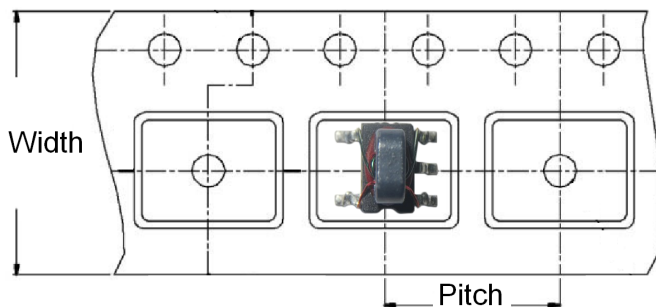
- 6. Dimensions in mm.
- 7. Tolerance: ± 0.2 mm unless otherwise noted.
- 8. Model number and lot code printed on reel.
- 9. Lead plating (CuSn6) Lead finish SAC-305.

Recommended Board Layout¹¹



11. Dimensions in mm.

Tape & Reel Orientation



Tape & Reel Information

Parameter	Units	Value
Qty per reel	-	2000
Reel Size	mm	330
Tape Width	mm	12.0
Pitch	mm	8.0
Orientation	-	F26
Reference Application Note ANI-019 for orientation		

MACOM Technology Solutions Inc. All rights reserved.

Information in this document is provided in connection with MACOM Technology Solutions Inc ("MACOM") products. These materials are provided by MACOM as a service to its customers and may be used for informational purposes only. Except as provided in MACOM's Terms and Conditions of Sale for such products or in any separate agreement related to this document, MACOM assumes no liability whatsoever. MACOM assumes no responsibility for errors or omissions in these materials. MACOM may make changes to specifications and product descriptions at any time, without notice. MACOM makes no commitment to update the information and shall have no responsibility whatsoever for conflicts or incompatibilities arising from future changes to its specifications and product descriptions. No license, express or implied, by estoppel or otherwise, to any intellectual property rights is granted by this document.

THESE MATERIALS ARE PROVIDED "AS IS" WITHOUT WARRANTY OF ANY KIND, EITHER EXPRESS OR IMPLIED, RELATING TO SALE AND/OR USE OF MACOM PRODUCTS INCLUDING LIABILITY OR WARRANTIES RELATING TO FITNESS FOR A PARTICULAR PURPOSE, CONSEQUENTIAL OR INCIDENTAL DAMAGES, MERCHANTABILITY, OR INFRINGEMENT OF ANY PATENT, COPYRIGHT OR OTHER INTELLECTUAL PROPERTY RIGHT. MACOM FURTHER DOES NOT WARRANT THE ACCURACY OR COMPLETENESS OF THE INFORMATION, TEXT, GRAPHICS OR OTHER ITEMS CONTAINED WITHIN THESE MATERIALS. MACOM SHALL NOT BE LIABLE FOR ANY SPECIAL, INDIRECT, INCIDENTAL, OR CONSEQUENTIAL DAMAGES, INCLUDING WITHOUT LIMITATION, LOST REVENUES OR LOST PROFITS, WHICH MAY RESULT FROM THE USE OF THESE MATERIALS.

MACOM products are not intended for use in medical, lifesaving or life sustaining applications. MACOM customers using or selling MACOM products for use in such applications do so at their own risk and agree to fully indemnify MACOM for any damages resulting from such improper use or sale.

Looking for pricing, stock, or lifecycle information?

Click below to explore more details on WIN SOURCE:

- ⊖ [View MABACT0039 on WIN SOURCE](#)
- ⊖ [M/A-Com Technology Solutions](#) Information

Optimize Your Supply Chain with WIN SOURCE Solutions

- ✓ Global Sourcing Solution
- ✓ Obsolete Management
- ✓ Cost Control Management
- ✓ Shortage Management
- ✓ Alternative Solution
- ✓ Excess Inventory Management