



THE DATASHEET OF
3080



THRU HOLE (THM) & SURFACE MOUNT (SMT) COIN CELL RETAINERS

- Compatible with all wave and reflow operations
- Solder tails located outside of retainer body which facilitates visual inspection of the solder joints
- Flow-hole solder tail designed for increased joint strength
- Compatible with most vacuum and mechanical pick & place assembly systems
- Matte Tin Plate for lower soldering temperatures ideal where other temperature sensitive components are being used
- Tin-Nickel plated retainers are ideal for lead free, high temperature soldering applications
- All conductive polystyrene carrier tape meets ANSI/EIA-481 standards

SURFACE MOUNT (SMT)

AVAILABLE ON TAPE AND REEL

- All conductive polystyrene carrier tape meets ANSI/EIA-481 standards

MATERIAL: .010 (.25) Phosphor Bronze

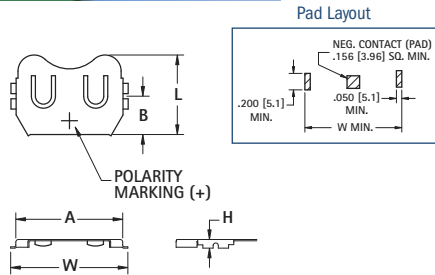



FIG. 1 - Ultra Low

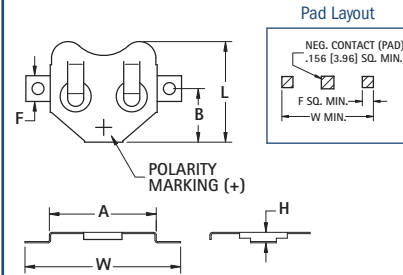


FIG. 2 - Compact

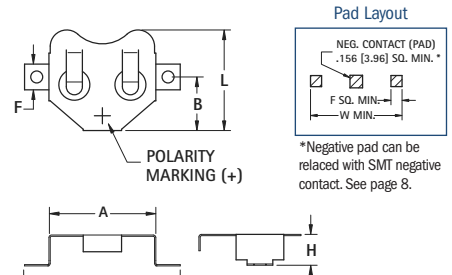


FIG. 3 - Low Profile

TIN-NICKEL PLATE		MATTE TIN PLATE		FIG.	A	B	F	H	L	W	CELL DIA.	BATTERY REFERENCE	TAPE & REEL SPEC'S
CAT. NO. BULK	ON TAPE & REEL	CAT. NO. BULK	ON TAPE & REEL										
3000	3000TR	3080	3080TR	3	.520 (13.2)	.265 (6.7)	.125 (3.2)	.125 (3.2)	.475 (12.1)	.745 (18.9)	12mm	CR1216, BR1220, DL1225, SR1120, D381, 391, 191	32mm wide; 16mm pitch; 1000/reel
3012	3012TR	3092	3092TR	3	.664 (16.9)	.344 (8.7)	.125 (3.2)	.156 (4.0)	.594 (15.1)	.914 (23.2)	16mm	BR1612, CR1616, CR1620, DL1632	44mm wide; 24mm pitch; 600/reel
3028	3028TR	3038	3038TR	1	.831 (21.1)	.298 (7.6)	-	.067 (1.7)	.618 (15.7)	.911 (23.1)	20mm	BR2012, CR2012, DL2012	44mm wide; 24mm pitch; 1000/reel
3026	3026TR	3078	3078TR	2	.831 (21.1)	.416 (10.6)	.200 (5.1)	.085 (2.2)	.782 (19.9)	1.210 (30.7)	20mm	BR2016, CR2016, DL2016	44mm wide; 24mm pitch; 1000/reel
3034*	3034TR*	3044	3044TR	1	.835 (21.2)	.291 (7.4)	-	.160 (4.1)	.635 (16.1)	0.915 (23.1)	20mm	DL2020, CR2025, CR2032	44mm wide; 24mm pitch; 1000/reel
3002	3002TR	3082	3082TR	3	.831 (21.1)	.416 (10.6)	.200 (5.1)	.156 (4.0)	.782 (19.9)	1.210 (30.7)	20mm	BR2016, DL2020, CR2025, CR2032	44mm wide; 24mm pitch; 500/reel
3004	3004TR	3084	3084TR	3	.939 (23.9)	.475 (12.1)	.200 (5.1)	.156 (4.0)	.832 (21.1)	1.339 (34.0)	23mm	BR2320, DL2325, CR2330, DL2335	56mm wide; 32mm pitch; 400/reel
3010	3010TR	3090	3090TR	3	.939 (23.9)	.475 (12.1)	.200 (5.1)	.240 (6.1)	.819 (20.8)	1.339 (34.0)	23mm	CR2354, DL2354	56mm wide; 32mm pitch; 200/reel
3032	3032TR	3042	3042TR	1	1.000 (25.4)	.313 (8.0)	-	.067 (1.7)	.681 (17.3)	1.080 (27.4)	24mm	BR2412, CR2412	44mm wide, 24mm pitch, 1000/reel
3006	3006TR	3086	3086TR	2	1.000 (25.4)	.506 (12.9)	.200 (5.1)	.156 (4.0)	.918 (23.3)	1.400 (35.6)	24mm	CR2430, DL2430	56mm wide; 32mm pitch; 400/reel
3008	3008TR	3088	3088TR	3	1.000 (25.4)	.506 (12.9)	.200 (5.1)	.230 (5.8)	.890 (22.6)	1.400 (35.6)	24mm	CR2450, DL2450	56mm wide; 32mm pitch; 200/reel

* Nickel Plate

THRU HOLE MOUNT (THM)

- Snap-in legs maintain relative position during and after soldering
- Compatible with wave solder applications

MATERIAL: .010 (.25) Phosphor Bronze, Tin-Nickel Plate

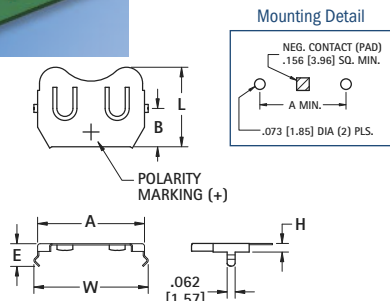



FIG. 4 - Ultra Low

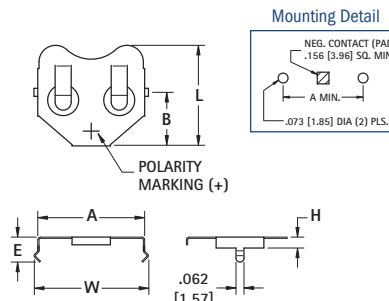


FIG. 5 - Compact

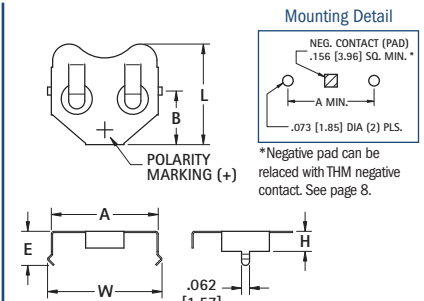




FIG. 6 - Low Profile

CAT. NO.	FIG.	A	B	E	H	L	W	CELL DIA.	BATTERY REFERENCE
3001	6	.520 (13.2)	.265 (6.7)	.210 (5.3)	.118 (3.0)	.475 (12.1)	.585 (14.9)	12mm	CR1216, BR1220, DL1225, SR1120, D381, 391, 191
3013	6	.664 (16.9)	.344 (8.7)	.265 (6.7)	.156 (4.0)	.594 (15.1)	.723 (18.4)	16mm	BR1616, CR1612, CR1616, CR1620, CR1632
3029	4	.831 (21.1)	.298 (7.6)	.176 (4.5)	.067 (1.7)	.618 (15.7)	.890 (22.6)	20mm	BR2012, CR2012, DL2012
3027	5	.831 (21.1)	.416 (10.6)	.194 (4.9)	.085 (2.2)	.782 (19.9)	.890 (22.6)	20mm	BR2016, CR2016, DL2016
3035	4	.835 (21.2)	.300 (7.6)	.280 (7.1)	.170 (4.3)	.600 (15.2)	.880 (22.3)	20mm	DL2020, CR2025, CR2032
3003	6	.831 (21.1)	.416 (10.6)	.265 (6.7)	.156 (4.0)	.782 (19.9)	.890 (22.6)	20mm	BR2016, DL2020, CR2025, BR2325, CR2032
3005	6	.939 (23.9)	.475 (12.1)	.265 (6.7)	.156 (4.0)	.832 (21.1)	1.004 (25.5)	23mm	BR2320, CR2320, BR2325, CR2325, DL2325, DL2330
3011	6	.939 (23.9)	.475 (12.1)	.351 (8.9)	.240 (6.1)	.819 (20.8)	1.004 (25.5)	23mm	CR2354, DL2354
3007	5	1.000 (25.4)	.506 (12.9)	.265 (6.7)	.156 (4.0)	.918 (23.3)	1.055 (26.8)	24mm	CR2430, DL2430
3009	6	1.000 (25.4)	.505 (12.8)	.350 (8.9)	.230 (5.8)	.890 (22.6)	1.059 (26.9)	24mm	CR2450, DL2450
3039	6	1.000 (25.4)	.506 (12.9)	.450 (11.4)	.336 (8.5)	.890 (22.5)	1.059 (26.9)	24mm	CR2477, DL2477

Looking for pricing, stock, or lifecycle information?

Click below to explore more details on WIN SOURCE:

-  [View 3080 on WIN SOURCE](#)
-  [Keystone Electronics Information](#)

Optimize Your Supply Chain with WIN SOURCE Solutions

-  Global Sourcing Solution
-  Obsolete Management
-  Cost Control Management
-  Shortage Management
-  Alternative Solution
-  Excess Inventory Management