



# EXB30 Series

Dual positive output

- Two independent positive outputs
- Output voltage tracking
- High efficiency
- Approved to EN60950, UL1950, CSA C22.2 No. 950
- Operating ambient temperature of -40°C to +70°C (natural convection)
- Up to 100% load imbalance
- Separate trim on each output
- No minimum load
- Complies with ETS 300 019-1-3/2-3
- Fully compliant with ETS 300 386-1



2 YEAR WARRANTY

The EXB30 Dual series are isolated dual positive-output DC/DC converters. The products are designed using a high-efficiency synchronous rectification topology. They feature two independent fully regulated outputs, which are individually trimmable. The EXB30 Dual employs Dynamic Current Allocation such that maximum current can be drawn from either output with a total output current capability of 6A. No minimum load is required for either output. In addition, these products incorporate a tracking feature such that both outputs rise together with their output differential never exceeding 0.7 Volts during start-up. A remote on/off and latching overvoltage protection for both outputs are included as standard. These latches are enabled by default, but can be disabled by the user.

All specifications are typical at nominal input, full load at 25°C unless otherwise stated

## SPECIFICATIONS

### OUTPUT SPECIFICATIONS

Voltage adjustability	Both outputs	±11% min.
Voltage accuracy	Both outputs	±1.5% max.
Line regulation	Low line to high line	Vout1 ±0.4%
	Low line to high line	Vout2 ±0.4%
Load regulation	Full load to no load	±0.4%
Minimum load	Both outputs	0%
Ripple and noise 20MHz bandwidth		150mV pk-pk max. 30mV rms max.
Temperature coefficient		±0.02%/°C
Transient response peak dev. settling time	50% to 75% and back to 1.0%, no external cap.	150mV 400µs
	Short circuit protection Isc 8A rms (See Note 3)	Both outputs Continuous automatic recovery
Tracking	Max. differential 0.7V during start-up and in operation	

### INPUT SPECIFICATIONS

Input voltage range	24Vin nominal	18 to 36VDC
	48Vin nominal	36 to 75VDC
Input current	No load	150mA max.
	Remote OFF	4mA max.
UVLO turn ON voltage	All inputs (See Note 2)	94% typ.
UVLO turn OFF voltage	All inputs (See Note 2)	86% typ.
Start-up time	Nominal line	20ms max.
Active high remote ON/OFF Logic compatibility	Open Collector ref. to -input ON OFF	4.5VDC 0.6VDC

### EMC CHARACTERISTICS

ETS 300 386-1 table 5 Conducted emissions	EN55022 with external filter	Level A
	EN55022 with external filter	Level B
Radiated emissions	EN55022 (See App. Note 109)	Level B
Immunity:		
ESD air	EN61000-4-2	8kV (NP), 15kV (RP)
ESD contact	EN61000-4-2	6kV (NP), 8kV (RP)
EFT DC power	EN61000-4-4	2kV (NP), 4kV (LFS)
EFT signal	EN61000-4-4	1kV (NP), 2kV (LFS)
Radiated field enclosure	EN61000-4-3	10V/m (NP)
Surges indoor signal	EN61000-4-5	500V (RP)
Conducted (DC power)	EN61000-4-6	10V (NP)
Conducted (signal)	EN61000-4-6	10V (NP)
Input transients	ETS 300 132-2, ETR 283	

### GENERAL SPECIFICATIONS

Efficiency	See table	
Basic insulation	Input/output	1500VDC
Input fuse 24V	(See Note 4)	3.5A slow blow
Input fuse 48V		2.0A slow blow
Switching frequency	Fixed	280kHz
Approvals and standards (See Notes 4, 6)		EN60950 Bi-national UL1950 CSA C22.2 No. 950
Weight	52g (1.84 oz)	
MTBF (See Application Note 109)	MIL-HDBK-217	250,000 hours

### ENVIRONMENTAL SPECIFICATIONS

Thermal performance	Operating ambient temperature	-40°C to +70°C, See curves
	Non-operating	-55°C to +105°C
ETS 300 019-2-3	Classes T3.1 to T3.5	
Air temperature	Low: IEC 68-2-1	-40°C
	High: IEC 68-2-2	+70°C
	Change: IEC 68-2-14	-40°C to +70°C
Relative humidity	IEC 68-2-56	10% to 100% RH
	IEC 68-2-30	Condensation

# EXB30 Series

Dual positive output

DC/DC CONVERTERS | 30W High Efficiency DC/DC Converters

2

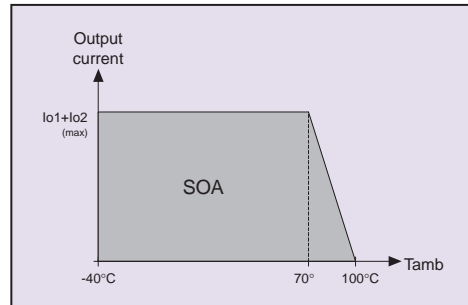
For the most current data and application support visit [www.artesyn.com/powergroup/products.htm](http://www.artesyn.com/powergroup/products.htm)

INPUT VOLTAGE	OUTPUT VOLTAGE		OUTPUT CURRENT <sup>(5)</sup>		OVP <sup>(1)</sup>		TYPICAL EFFICIENCY	MODEL NUMBER
	1	2	1	2	1	2		
18-36VDC	5V	3.3V	6.0A	6.0A	6.25V	4.13V	87%	EXB30-24D05-3V3
18-36VDC	3.3V	2.5V	6.0A	6.0A	4.13V	3.13V	85%	EXB30-24D3V3-2V5
36-75VDC	5V	3.3V	6.0A	6.0A	6.25V	4.13V	88%	EXB30-48D05-3V3
36-75VDC	3.3V	2.5V	6.0A	6.0A	4.13V	3.13V	85%	EXB30-48D3V3-2V5

## Notes

- Latching OVP response time is 1ms (typical). OVP latch is reset by toggling remote ON/OFF or by recycling the input voltage.
- Figures are percentage of minimum input voltage.
- R<sub>short</sub> ≤ 20mΩ.
- User must provide recommended fuses in order to comply with safety approvals.
- Maximum continuous output power.  
30 Watts for D05-3V3 models  
20 Watts for D3V3-2V5 models.
- Maximum temperature on hot spots not to exceed 120°C. See Application Note 109 on our website for details.

**CAUTION: Hazardous internal voltages and high temperatures. Ensure that unit is not user accessible.**

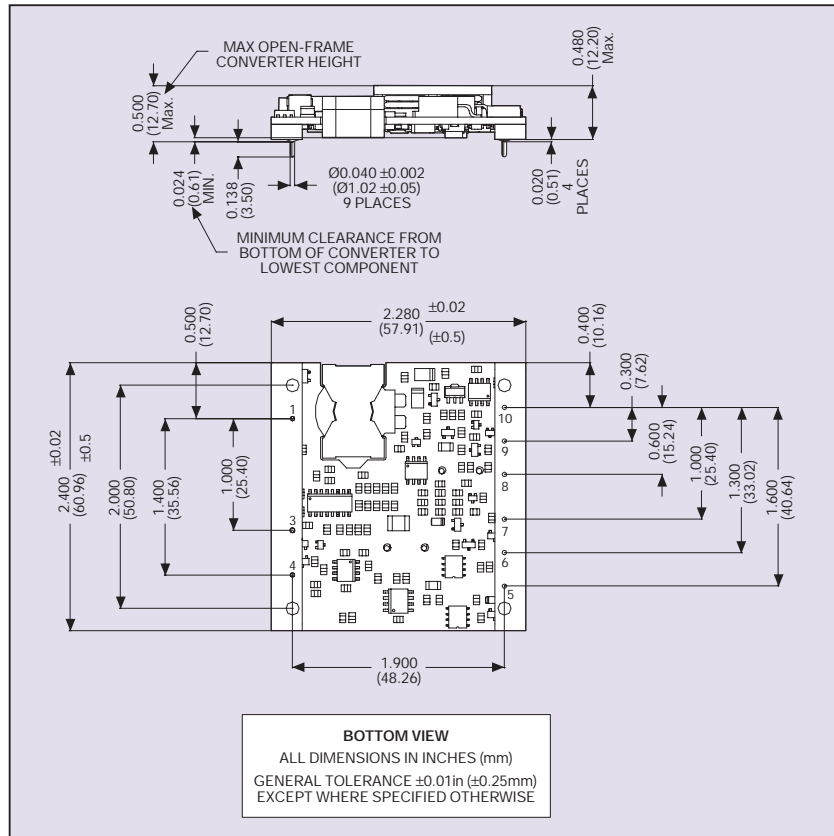
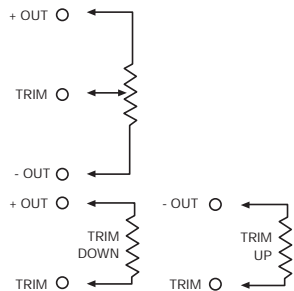


## PIN CONNECTIONS

PIN NUMBER	FUNCTION
1	- Vin
2	No Pin
3	Remote ON/OFF
4	+ Vin
5	OP1 Trim
6	OP1 Return
7	OP1
8	OP2 Trim
9	OP2 Return
10	OP2

## EXTERNAL OUTPUT TRIMMING

All models can be externally trimmed by ±11% using either method shown below.



Data Sheet © Artesyn Technologies® 2002

The information and specifications contained in this data sheet are believed to be correct at time of publication. However, Artesyn Technologies accepts no responsibility for consequences arising from printing errors or inaccuracies. Specifications are subject to change without notice. No rights under any patent accompany the sale of any such product(s) or information contained herein.

Please consult our website for the following items: ✓ Application Note ✓ Longform Data Sheet

[www.artesyn.com](http://www.artesyn.com)

## Looking for pricing, stock, or lifecycle information?

Click below to explore more details on WIN SOURCE:

- ⊖ [View EXB30-48D3V3-2V5 on WIN SOURCE](#)
- ⊖ [Artesyn Embedded Technologies Information](#)

## Optimize Your Supply Chain with WIN SOURCE Solutions

- ✓ Global Sourcing Solution
- ✓ Obsolete Management
- ✓ Cost Control Management
- ✓ Shortage Management
- ✓ Alternative Solution
- ✓ Excess Inventory Management