




**THE DATASHEET OF
IA0515S**



1 Watt

IA Series



- Dual Output
- SIP or DIP Package
- Industry Standard Pinout
- 1000 VDC Isolation
- -40 °C to +85 °C Operation
- MTBF >1.1 MHrs
- 3 Year Warranty

Specification

Input

- Input Voltage Range • Nominal $\pm 10\%$ ⁽⁵⁾
- Input Reflected Ripple Current • 20 mA pk-pk (through 12 μ H inductor 5 Hz to 20 MHz)
- Input Reverse Voltage Protection • None

Output

- Output Voltage • See table
- Minimum Load • None⁽⁶⁾
- Line Regulation • 1.2%/1% ΔV_{in}
- Load Regulation • 10% 20-100% load change (3.3 V models $\pm 20\%$)
- Setpoint Accuracy • $\pm 3\%$
- Ripple & Noise • 75 mV pk-pk max, 20 MHz bandwidth
- Temperature Coefficient • 0.02%/°C
- Maximum Capacitive Load • $\pm 100 \mu$ F

General

- Efficiency • See table
- Isolation Voltage • 1000 VDC minimum
- Isolation Resistance • $10^9 \Omega$
- Isolation Capacitance • 60 pF typical
- Switching Frequency • Variable, 80 KHz typical
- MTBF • >1.12 MHrs to MIL-HDBK-217F at 25 °C, GB

Environmental

- Operating Temperature • -40 °C to +85 °C
- Storage Temperature • -40 °C to +125 °C
- Case Temperature • 100 °C max
- Cooling • Convection-cooled

Safety

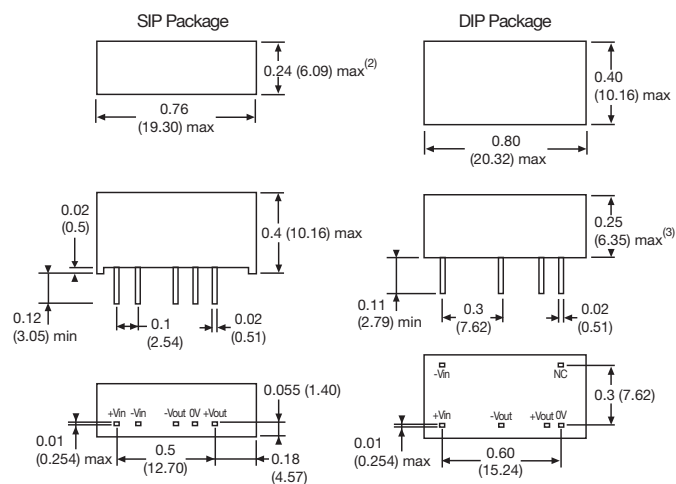
- Safety Approvals • UL60950-1, CAN/CSA C22.2 No.60950-1

Notes

1. Replace 'S' in model number with 'D' for DIP package.
2. SIP 48 Vin models, dimension is 0.28 (7.20) max.
3. DIP 48 Vin models, dimension is 0.27 (6.88) max.
4. Outputs power-trade.
5. For 48 V models a 10 μ F capacitor is required between +Vin and -Vin pins.
6. Operation at no load will not damage unit but it may not meet all specifications.
7. All dimensions in inches (mm).
8. Pin pitch tolerance: ± 0.014 (± 0.35)
9. Case tolerance ± 0.02 (± 0.5)
10. Weight: SIP 0.006 lbs (2.6 g), DIP 0.005 lbs (2.3 g)



Input Voltage	Output Voltage	Output Current ⁽⁴⁾	Efficiency	Model Number ⁽¹⁾
3.3 VDC	± 5.0 V	± 100 mA	66%	IA0305S
5 VDC	± 3.3 V	± 151 mA	65%	IA0503S
	± 5.0 V	± 100 mA	74%	IA0505S
	± 9.0 V	± 55 mA	78%	IA0509S
	± 12.0 V	± 42 mA	78%	IA0512S
	± 15.0 V	± 33 mA	80%	IA0515S
	± 24.0 V	± 21 mA	80%	IA0524S
12 VDC	± 3.3 V	± 151 mA	66%	IA1203S
	± 5.0 V	± 100 mA	75%	IA1205S
	± 9.0 V	± 55 mA	76%	IA1209S
	± 12.0 V	± 42 mA	78%	IA1212S
	± 15.0 V	± 33 mA	80%	IA1215S
	± 24.0 V	± 21 mA	76%	IA1224S
24 VDC	± 3.3 V	± 151 mA	68%	IA2403S
	± 5.0 V	± 100 mA	74%	IA2405S
	± 9.0 V	± 55 mA	76%	IA2409S
	± 12.0 V	± 42 mA	78%	IA2412S
	± 15.0 V	± 33 mA	78%	IA2415S
	± 24.0 V	± 21 mA	78%	IA2424S
48 VDC ⁽⁵⁾	± 3.3 V	± 151 mA	60%	IA4803S
	± 5.0 V	± 100 mA	70%	IA4805S
	± 9.0 V	± 55 mA	72%	IA4809S
	± 12.0 V	± 42 mA	74%	IA4812S
	± 15.0 V	± 33 mA	74%	IA4815S
	± 24.0 V	± 21 mA	70%	IA4824S

Mechanical Details









Looking for pricing, stock, or lifecycle information?

Click below to explore more details on WIN SOURCE:

-  [View IA0515S on WIN SOURCE](#)
-  [XP Power Information](#)

Optimize Your Supply Chain with WIN SOURCE Solutions

-  Global Sourcing Solution
-  Obsolete Management
-  Cost Control Management
-  Shortage Management
-  Alternative Solution
-  Excess Inventory Management