



**THE DATASHEET OF  
RCH664NP-471K**

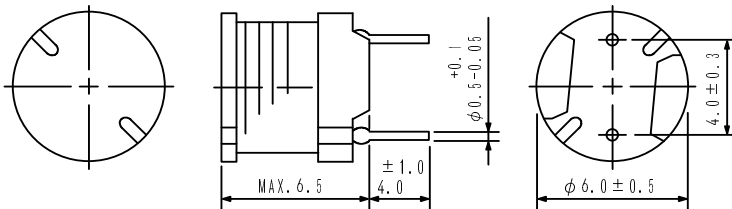


# PIN Power Inductor RCH-664

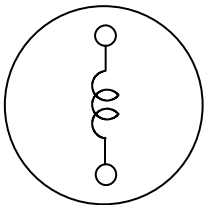


Halogen  
Free

## Dimension - [mm]



## Schematics - [mm]



## Description

- Ferrite drum core construction.
- Magnetically unshielded.
- L × W × H: 6.5 × 6.5 × 6.5mm Max.
- Product weight: 0.7 g(Ref.)
- Moisture Sensitivity Level: 1
- RoHS compliance.
- Halogen Free available.

## Environmental Data

- Operating temperature range: -40°C ~ +100°C (including coil's self temperature rise)
- Storage temperature range: -40°C ~ +100°C

## Packaging

- Box packaging.

## Applications

- Ideally used in Printers, LCD TV, DVD, Copy Machine, Mainboard of the compounding machines etc. as DC-DC Converter inductors.

# PIN Power Inductor RCH-664



## Electrical Characteristics

Part Name	Stamp	Inductance ( $\mu$ H) [ Within ] ※1	D.C.R. ( $\Omega$ ) [Max.] at 20°C	Rated Current (A)※2
RCH664NP-1R0M RCH664NP-1R3M	1R0M 1R3M	1.0 $\pm$ 20% 1.3 $\pm$ 20%	18.3m 20.6m	4.00 3.70
RCH664NP-1R7M RCH664NP-2R2M RCH664NP-2R7M	1R7M 2R2M 2R7M	1.7 $\pm$ 20% 2.2 $\pm$ 20% 2.7 $\pm$ 20%	22.8m 25.5m 28.2m	3.52 3.20 3.00
RCH664NP-3R3M RCH664NP-3R9M RCH664NP-4R7M	3R3M 3R9M 4R7M	3.3 $\pm$ 20% 3.9 $\pm$ 20% 4.7 $\pm$ 20%	30.8m 33.4m 36.4m	2.83 2.63 2.43
RCH664NP-5R5M RCH664NP-6R3M RCH664NP-7R2M	5R5M 6R3M 7R2M	5.5 $\pm$ 20% 6.3 $\pm$ 20% 7.2 $\pm$ 20%	39.5m 43.0m 46.2m	2.30 2.14 2.09
RCH664NP-8R1M RCH664NP-9R1M RCH664NP-100M	8R1M 9R1M 100M	8.1 $\pm$ 20% 9.1 $\pm$ 20% 10 $\pm$ 20%	49.8m 53.2m 56.6m	1.99 1.86 1.75
RCH664NP-110L RCH664NP-120L RCH664NP-130L	110L 120L 130L	11 $\pm$ 15% 12 $\pm$ 15% 13 $\pm$ 15%	59.6m 63.0m 66.7m	1.64 1.52 1.48
RCH664NP-140L RCH664NP-150L RCH664NP-160L	140L 150L 160L	14 $\pm$ 15% 15 $\pm$ 15% 16 $\pm$ 15%	70.1m 74.4m 78.8m	1.44 1.40 1.33
RCH664NP-180L	180L	18 $\pm$ 15%	83.9m	1.30
RCH664NP-220K RCH664NP-270K	220K 270K	22 $\pm$ 10% 27 $\pm$ 10%	0.11 0.14	1.27 1.14
RCH664NP-330K RCH664NP-390K RCH664NP-470K	330K 390K 470K	33 $\pm$ 10% 39 $\pm$ 10% 47 $\pm$ 10%	0.17 0.19 0.23	1.03 950m 870m
RCH664NP-560K RCH664NP-680K RCH664NP-820K	560K 680K 820K	56 $\pm$ 10% 68 $\pm$ 10% 82 $\pm$ 10%	0.26 0.28 0.39	800m 720m 660m
RCH664NP-101K RCH664NP-121K RCH664NP-151K	101K 121K 151K	100 $\pm$ 10% 120 $\pm$ 10% 150 $\pm$ 10%	0.43 0.54 0.64	590m 540m 480m
RCH664NP-181K RCH664NP-221K RCH664NP-271K	181K 221K 271K	180 $\pm$ 10% 220 $\pm$ 10% 270 $\pm$ 10%	0.74 0.96 1.12	440m 400m 360m
RCH664NP-331K RCH664NP-391K RCH664NP-471K	331K 391K 471K	330 $\pm$ 10% 390 $\pm$ 10% 470 $\pm$ 10%	1.48 1.66 1.91	330m 300m 270m
RCH664NP-561K RCH664NP-681K RCH664NP-821K	561K 681K 821K	560 $\pm$ 10% 680 $\pm$ 10% 820 $\pm$ 10%	2.31 2.67 3.10	250m 230m 210m
RCH664NP-102K	102K	1000 $\pm$ 10%	4.45	190m

※1: Inductance measuring condition: 1.0  $\mu$ H ~ 10  $\mu$ H at 7.96 MHz  
 11  $\mu$ H ~ 82  $\mu$ H at 2.52 MHz  
 100  $\mu$ H ~ 1.0mH at 1 kHz

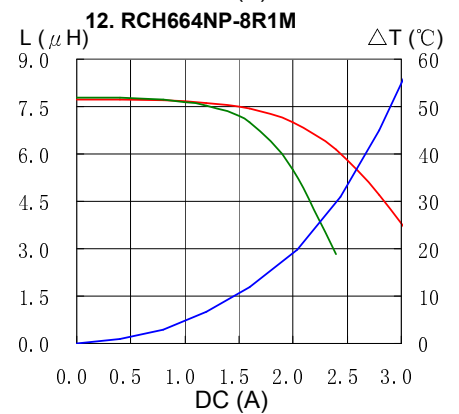
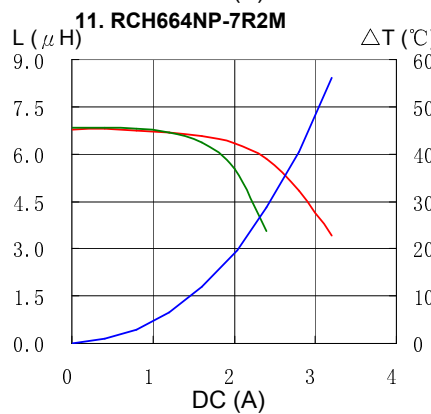
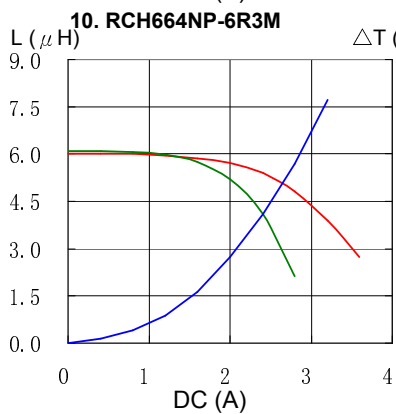
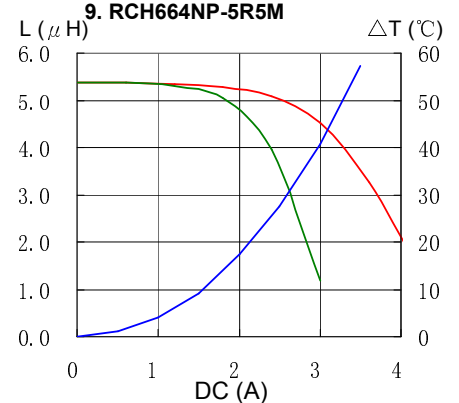
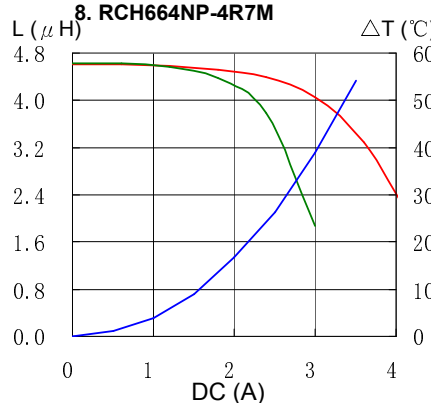
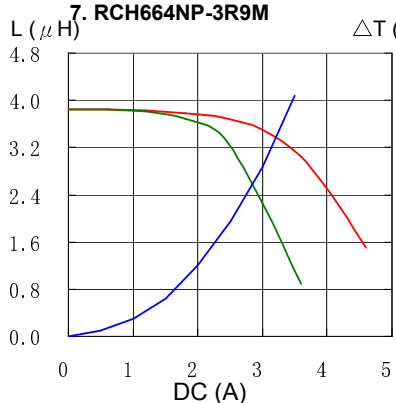
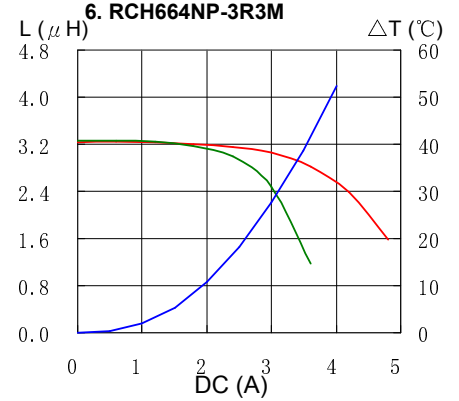
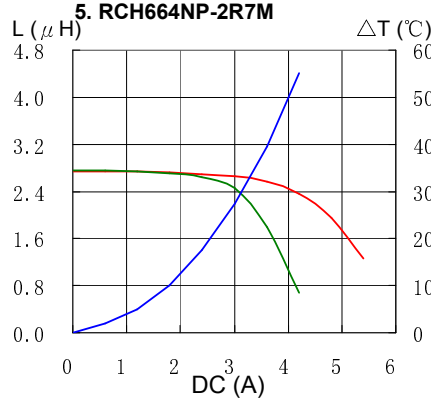
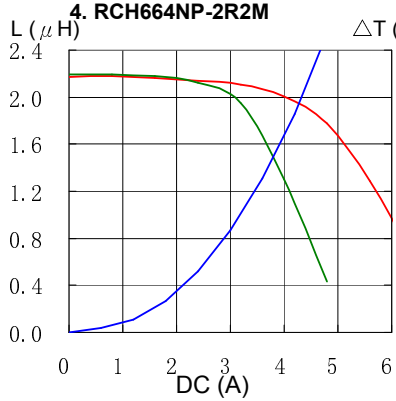
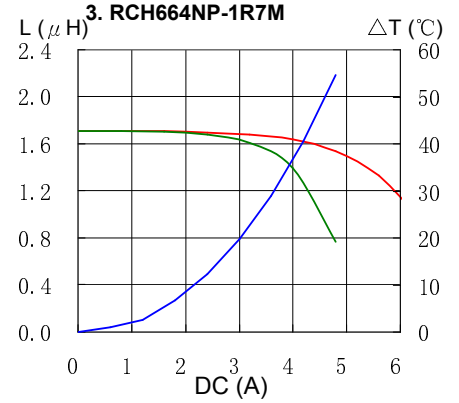
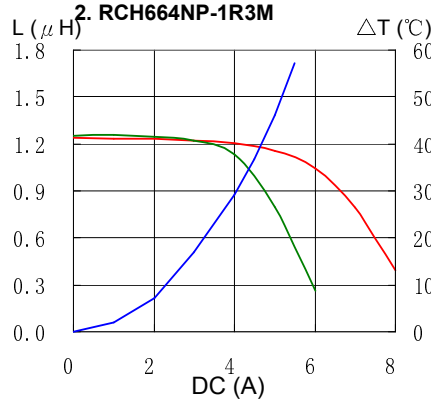
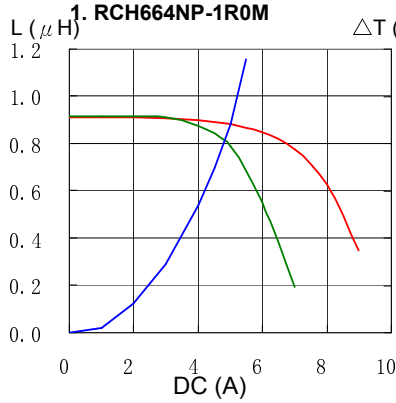
※2: The rated current indicates the lower value of current when the inductance is 10% lower than its initial value at D.C. superposition or the temperature of coil rises 40°C with D.C. current passing. (Ta=20°C)

# PIN Power Inductor RCH-664



## Saturation Current & Temperature Rise Graph

— L (20°C) — L (100°C) —  $\Delta T$

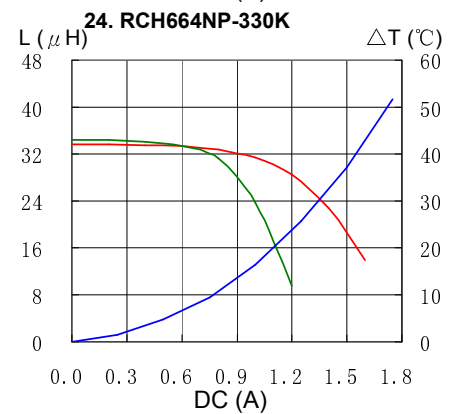
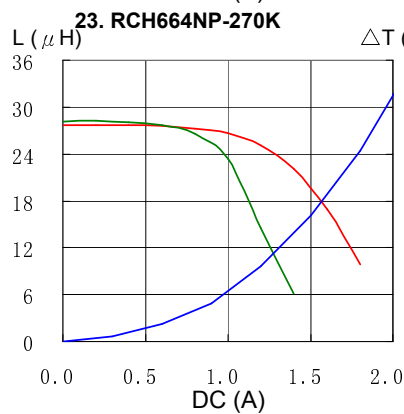
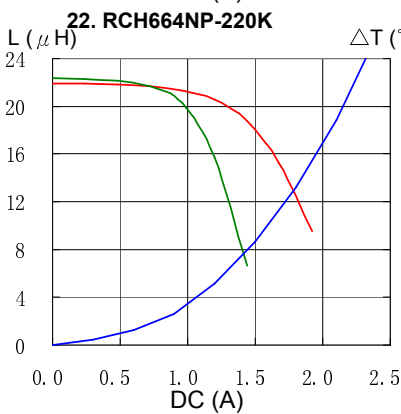
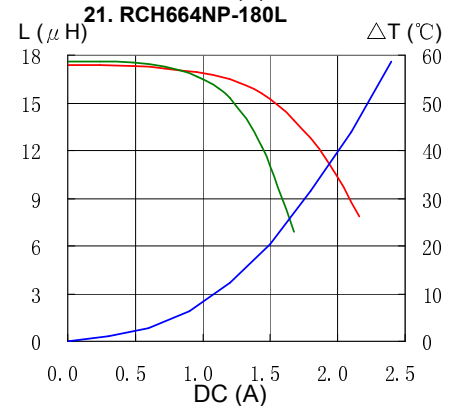
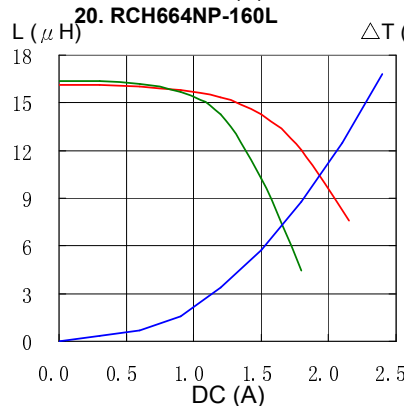
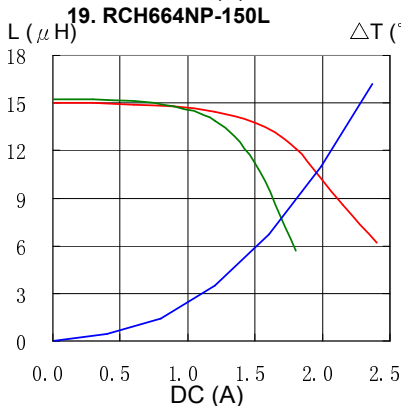
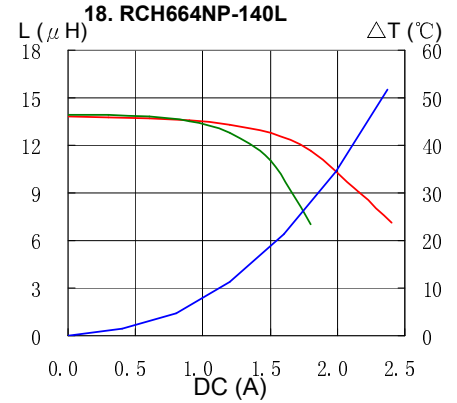
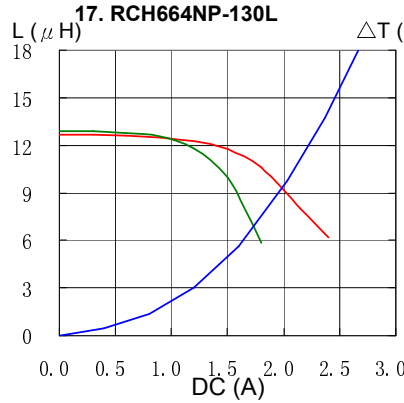
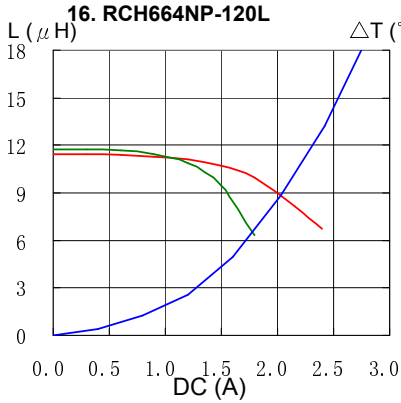
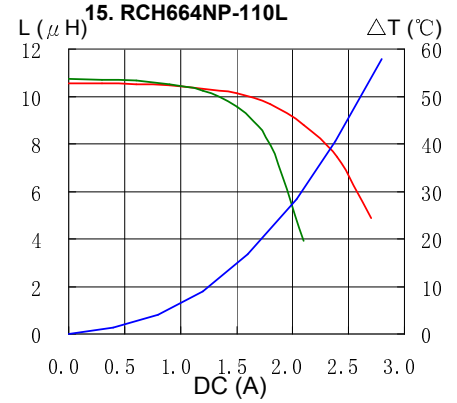
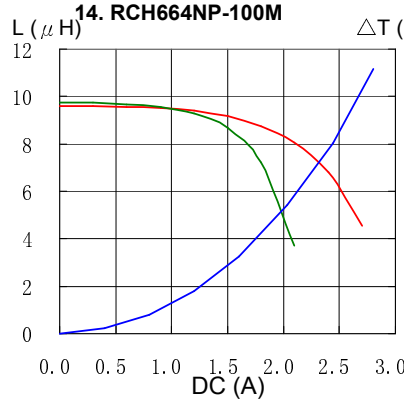
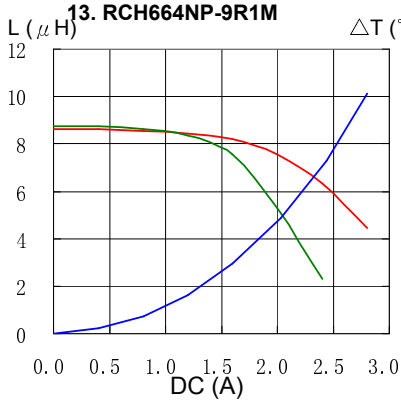


# PIN Power Inductor RCH-664



## Saturation Current & Temperature Rise Graph

— L (20°C) — L (100°C) —  $\Delta T$

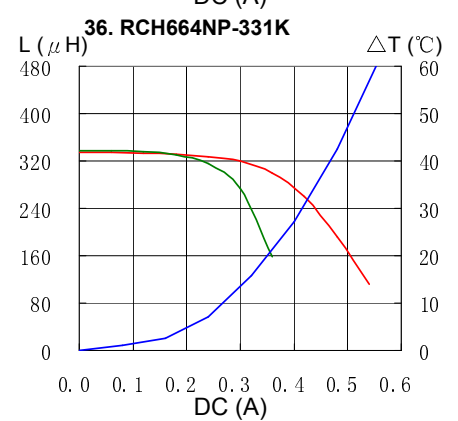
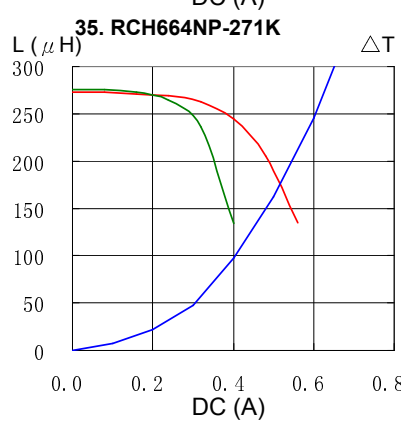
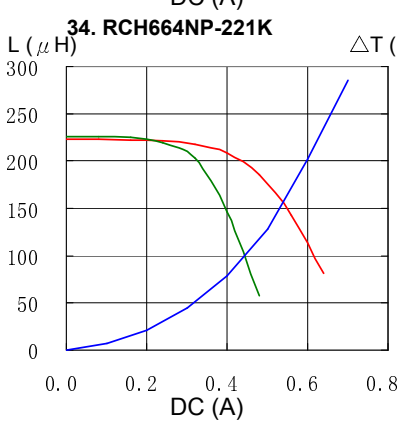
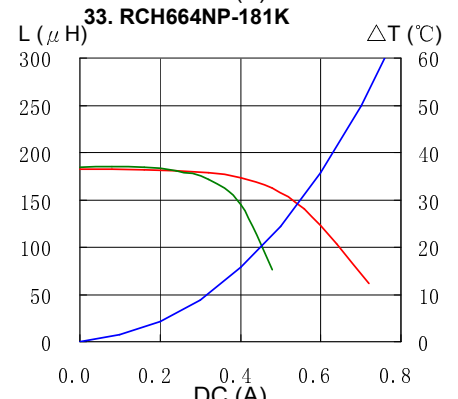
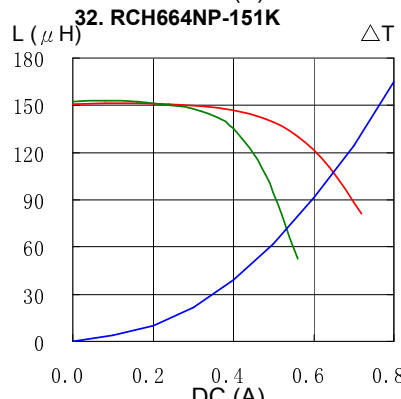
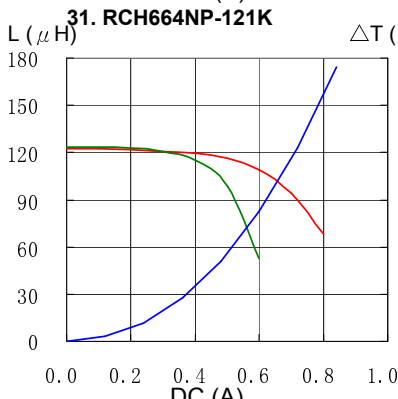
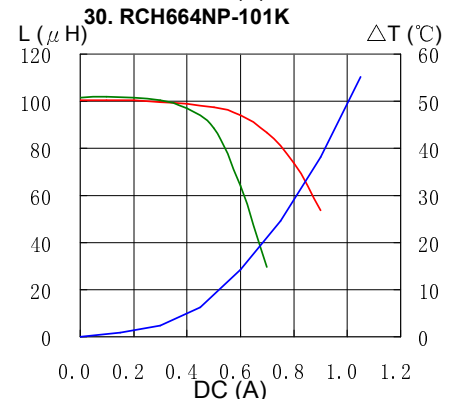
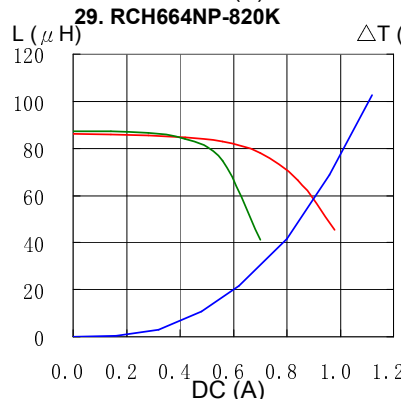
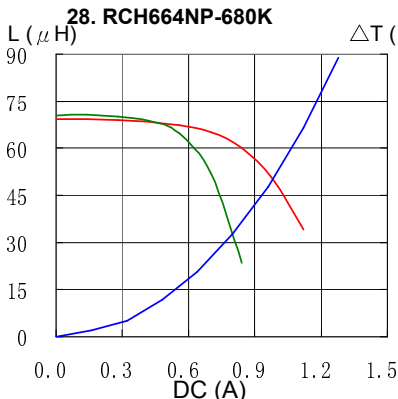
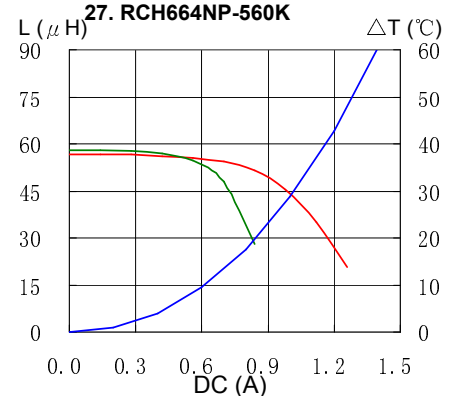
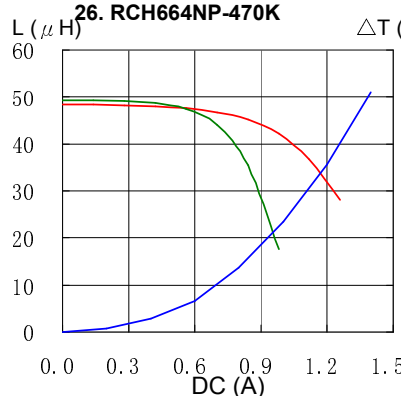
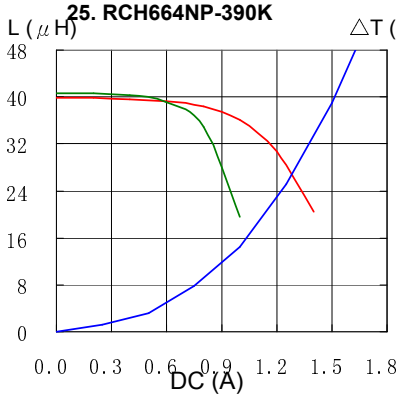


# PIN Power Inductor RCH-664



## Saturation Current & Temperature Rise Graph

— L (20°C) — L (100°C) —  $\Delta T$

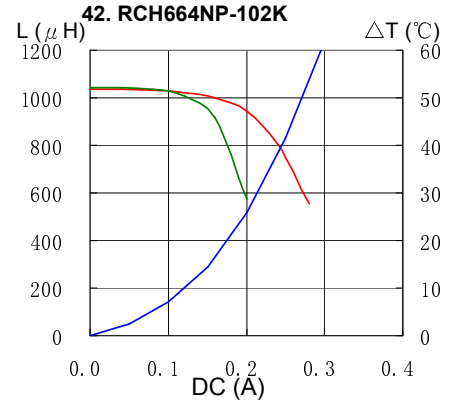
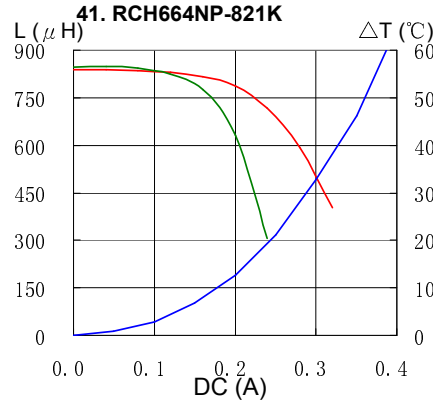
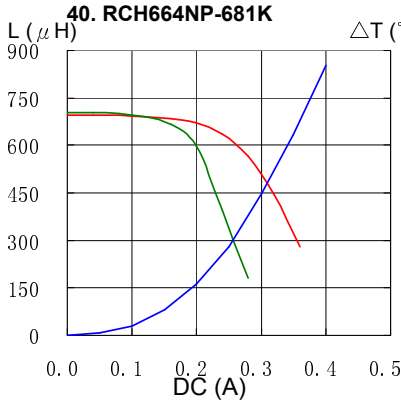
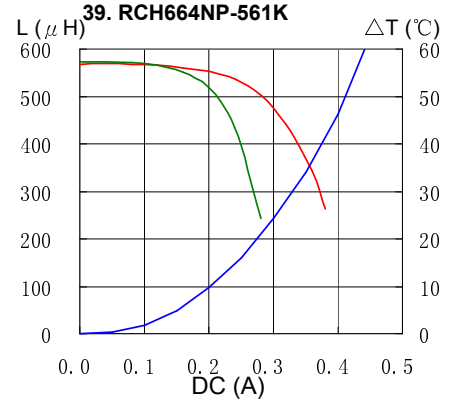
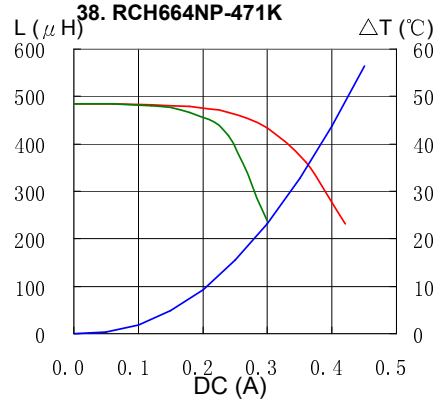
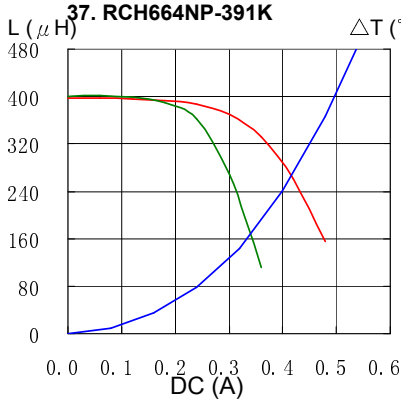


# PIN Power Inductor RCH-664



## Saturation Current & Temperature Rise Graph

— L (20°C) — L (100°C) —  $\Delta T$



Please refer to the sales offices on our website - <http://www.sumida.com>

**Hong Kong**  
Tel.+852-2880-6781  
FAX.+852-2565-9600  
[sales@hk.sumida.com](mailto:sales@hk.sumida.com)  
**Saitama(Japan)**  
Tel.+81-48-691-7300  
FAX.+81-48-691-7340  
[sales@jp.sumida.com](mailto:sales@jp.sumida.com)  
**Chicago**  
Tel.+1-847-545-6700  
FAX. +1-847-545-6720  
[sales@us.sumida.com](mailto:sales@us.sumida.com)



**Shanghai**  
Tel.+86-21-5836-3299  
FAX.+86-21-5836-3266  
[shanghai.sales@cn.sumida.com](mailto:shanghai.sales@cn.sumida.com)  
**Seoul**  
Tel.+82-2-6237-0777  
FAX.+82-2-6237-0778  
[sales@kr.sumida.com](mailto:sales@kr.sumida.com)  
**Oberzell**  
Tel.+49-8591-937-0  
FAX. +49-8591-937-103  
[contact@eu.sumida.com](mailto:contact@eu.sumida.com)

**Shenzhen**  
Tel.+86-755-8291-0228  
FAX.+86-755-8291-0338  
[shenzhen.sales@cn.sumida.com](mailto:shenzhen.sales@cn.sumida.com)  
**Singapore**  
Tel.+65-6296-3388  
FAX.+65-6841-4426  
[sales@sg.sumida.com](mailto:sales@sg.sumida.com)  
**Neumarkt**  
Tel.+49-9181-4509-110  
FAX. +49-9181-4509-310  
[infocomp@eu.sumida.com](mailto:infocomp@eu.sumida.com)

**Taipei**  
Tel.+886-2-8751-2737  
FAX.+886-2-8751-2738  
[sales@tw.sumida.com](mailto:sales@tw.sumida.com)  
**San Jose**  
Tel.+1-408-321-9660  
FAX.+1-408-321-9308  
[sales@us.sumida.com](mailto:sales@us.sumida.com)

## Looking for pricing, stock, or lifecycle information?

Click below to explore more details on WIN SOURCE:

-  [View RCH664NP-471K on WIN SOURCE](#)
-  [Sumida America Components Inc. Information](#)

## Optimize Your Supply Chain with WIN SOURCE Solutions

-  Global Sourcing Solution
-  Obsolete Management
-  Cost Control Management
-  Shortage Management
-  Alternative Solution
-  Excess Inventory Management