



**THE DATASHEET OF
IXBH5N160G**



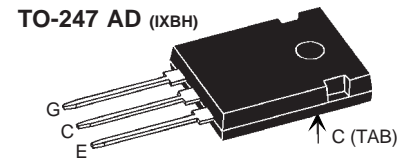
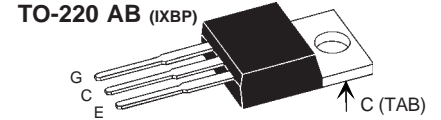
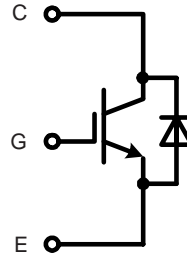
High Voltage BIMOSFET™

IXBP 5N160 G
IXBH 5N160 G

I_{C25} = 5.7 A
 V_{CES} = 1600 V
 $V_{CE(sat)}$ = 4.9 V
 t_f = 70 ns

Monolithic Bipolar MOS Transistor

Preliminary data sheet



A = Anode, C = Cathode, TAB = Cathode

IGBT		
Symbol	Conditions	Maximum Ratings
V_{CES}	$T_{VJ} = 25^{\circ}\text{C}$ to 150°C	1600 V
V_{GES}		± 20 V
I_{C25}	$T_C = 25^{\circ}\text{C}$	5.7 A
I_{C90}	$T_C = 90^{\circ}\text{C}$	3.5 A
I_{CM} V_{CEK}	$V_{GE} = 10/0$ V; $R_G = 47 \Omega$; $T_{VJ} = 125^{\circ}\text{C}$ RBSOA, Clamped inductive load; $L = 100 \mu\text{H}$	6 A
		$0.8V_{CES}$
P_{tot}	$T_C = 25^{\circ}\text{C}$	68 W

Features

- High Voltage BIMOSFET™
 - substitute for high voltage MOSFETs with significantly lower voltage drop
 - MOSFET compatible control 10 V turn on gate voltage
- fast switching for high frequency operation
- reverse conduction capability
- industry standard package
 - TO-220AB
 - TO-247AD
- epoxy meets UL94V-0

Symbol	Conditions	Characteristic Values ($T_{VJ} = 25^{\circ}\text{C}$, unless otherwise specified)			
		min.	typ.	max.	
$V_{CE(sat)}$	$I_C = 3$ A; $V_{GE} = 15$ V; $T_{VJ} = 25^{\circ}\text{C}$ $T_{VJ} = 125^{\circ}\text{C}$		4.9 5.6	V V	
$V_{GE(th)}$	$I_C = 0.3$ mA; $V_{GE} = V_{CE}$	3.5		5.5 V	
I_{CES}	$V_{GE} = 0$ V; $V_{CE} = V_{CES}$; $T_{VJ} = 25^{\circ}\text{C}$ $V_{CE} = 0.8V_{CES}$; $T_{VJ} = 125^{\circ}\text{C}$		50	150 μA μA	
I_{GES}	$V_{CE} = 0$ V; $V_{GE} = \pm 20$ V			100 nA	
$t_{d(on)}$ t_r $t_{d(off)}$ t_f	Inductive load, $T_{VJ} = 125^{\circ}\text{C}$ $V_{CE} = 960$ V; $I_C = 3$ A $V_{GE} = 10/0$ V; $R_G = 47 \Omega$		140 200 120 70	ns ns ns ns	
C_{ies}		$V_{CE} = 25$ V; $V_{GE} = 0$ V; $f = 1$ MHz		325	pF
Q_{Gon}		$V_{CE} = 600$ V; $V_{GE} = 10$ V; $I_C = 3$ A		26	nC
V_F		(reverse conduction); $I_F = 3$ A		6	V
R_{thJC}				1.85 KW	

Applications

- switched mode power supplies
- DC-DC converters
- resonant converters
- lamp ballasts
- laser generators, x ray generators

IXYS reserves the right to change limits, test conditions and dimensions.

© 2003 IXYS All rights reserved

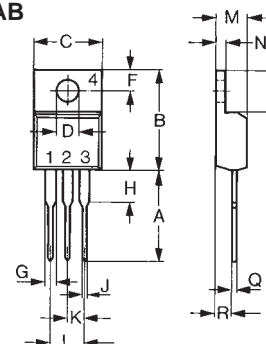
IXYS Semiconductor GmbH
Edisonstr. 15, D-68623 Lampertheim
Phone: +49-6206-503-0, Fax: +49-6206-503627

IXYS Corporation
3540 Bassett Street, Santa Clara CA 95054
Phone: (408) 982-0700, Fax: 408-496-0670

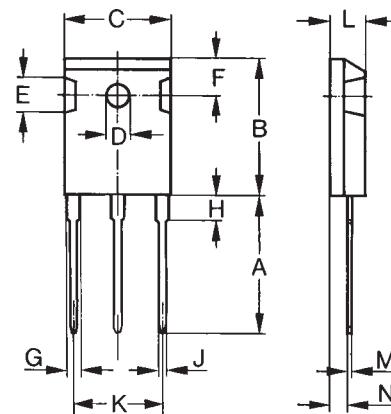
Component

Symbol	Conditions	Maximum Ratings	
T_{VJ}		-55...+150	°C
T_{stg}		-55...+125	°C
M_D	mounting torque	(TO-220)	0.6 Nm
		(TO-247)	1.2 Nm

Symbol	Conditions	Characteristic Values		
		min.	typ.	max.
R_{thCH}	with heatsink compound		0.25	K/W
Weight	(TO-220)		2	g
	(TO-247)		6	g

Dimensions
TO-220 AB


Dim.	Millimeter		Inches	
	Min.	Max.	Min.	Max.
A	12.70	13.97	0.500	0.550
B	14.73	16.00	0.580	0.630
C	9.91	10.66	0.390	0.420
D	3.54	4.08	0.139	0.161
E	5.85	6.85	0.230	0.270
F	2.54	3.18	0.100	0.125
G	1.15	1.65	0.045	0.065
H	2.79	5.84	0.110	0.230
J	0.64	1.01	0.025	0.040
K	2.54	BSC	0.100	BSC
M	4.32	4.82	0.170	0.190
N	1.14	1.39	0.045	0.055
Q	0.35	0.56	0.014	0.022
R	2.29	2.79	0.090	0.110

TO-247 AD




Dim.	Millimeter		Inches	
	Min.	Max.	Min.	Max.
A	19.81	20.32	0.780	0.800
B	20.80	21.46	0.819	0.845
C	15.75	16.26	0.610	0.640
D*	3.55	3.65	0.140	0.144
E	4.32	5.49	0.170	0.216
F	5.4	6.2	0.212	0.244
G	1.65	2.13	0.065	0.084
H	-	4.5	-	0.177
J	1.0	1.4	0.040	0.055
K	10.8	11.0	0.426	0.433
L	4.7	5.3	0.185	0.209
M	0.4	0.8	0.016	0.031
N	1.5	2.49	0.087	0.102




Disclaimer Notice - Information furnished is believed to be accurate and reliable. However, users should independently evaluate the suitability of and test each product selected for their own applications. Littelfuse products are not designed for, and may not be used in, all applications. Read complete Disclaimer Notice at www.littelfuse.com/disclaimer-electronics.

Looking for pricing, stock, or lifecycle information?

Click below to explore more details on WIN SOURCE:

-  [View IXBH5N160G on WIN SOURCE](#)
-  [IXYS Information](#)

Optimize Your Supply Chain with WIN SOURCE Solutions

-  Global Sourcing Solution
-  Obsolete Management
-  Cost Control Management
-  Shortage Management
-  Alternative Solution
-  Excess Inventory Management