



THE DATASHEET OF RS1006M



**SINGLE-PHASE GLASS PASSIVATED
SILICON BRIDGE RECTIFIER**

VOLTAGE RANGE 50 to 1000 Volts CURRENT 10 Amperes

FEATURES

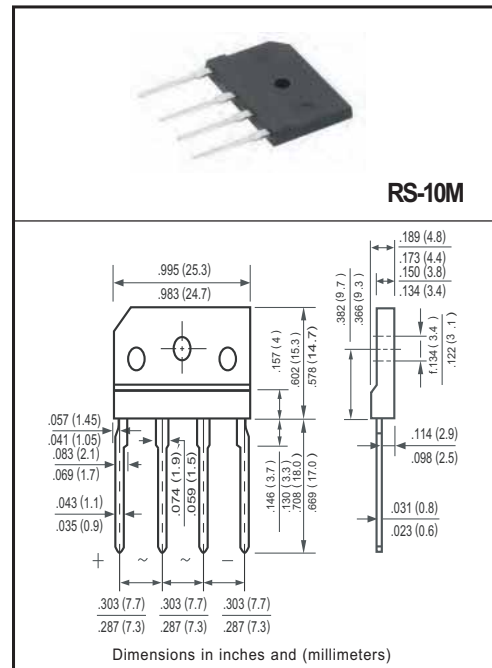
- * Low leakage
- * Low forward voltage
- * Mounting position : Any
- * Surge overload rating: 200 Amperes peak
- * Ideal for printed circuit boards
- * MSL: Level 1

MECHANICAL DATA

- * UL listed the recognized component directory, file #E94233
- * Epoxy: Device has UL flammability classification 94V-0

MAXIMUM RATINGS AND ELECTRICAL CHARACTERISTICS

Ratings at 25 °C ambient temperature unless otherwise specified.
resistive or inductive load.



MAXIMUM CHARACTERISTICS (@ TA = 25°C unless otherwise noted)

CHARACTERISTICS	SYMBOL	RS1001M	RS1002M	RS1003M	RS1004M	RS1005M	RS1006M	RS1007M	UNITS
Maximum Recurrent Peak Reverse Voltage	V _{RRM}	50	100	200	400	600	800	1000	Volts
Maximum RMS Bridge Input Voltage	V _{RMS}	35	70	140	280	420	560	700	Volts
Maximum DC Blocking Voltage	V _{DC}	50	100	200	400	600	800	1000	Volts
Maximum Average Forward Rectified Output Current at T _c =100 degree with heatsink	I _o	10							Amps
Peak Forward Surge Current 8.3 ms single half sine-wave superimposed on rated load	I _{FSM}	200							Amps
Typical Current Square Time	i ² T	166							A ² S
Insulation voltage	V _{iso}	3000							Volts
Typical Thermal Resistance from junction to ambient	R _{θJA}	22							°C/W
Typical Thermal Resistance from junction to case	R _{θJC}	1.0							
Operating and Storage Temperature Range	T _J ,T _{STG}	-55 to + 150							°C

ELECTRICAL CHARACTERISTICS (@ TA = 25°C unless otherwise noted)

CHARACTERISTICS	SYMBOL	RS1001M	RS1002M	RS1003M	RS1004M	RS1005M	RS1006M	RS1007M	UNITS
Maximum Forward Voltage Drop per element at 5.0A DC	@TA=25 °C	1.1							Volts
	@TA=125 °C	0.98							
Maximum Reverse Current at Rated DC Blocking Voltage per element	@TA=25 °C	5.0							μAmps
	@TA=125 °C	30							μAmps

Note: " ROHS compliant".

RATING AND CHARACTERISTICS CURVES (RS1001M THRU RS1007M)

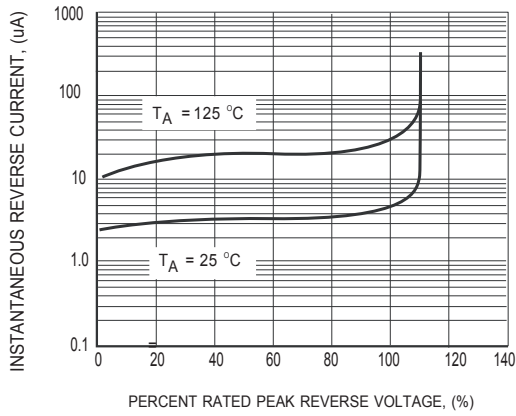


FIG.1 MAXIMUM REVERSE CHARACTERISTICS

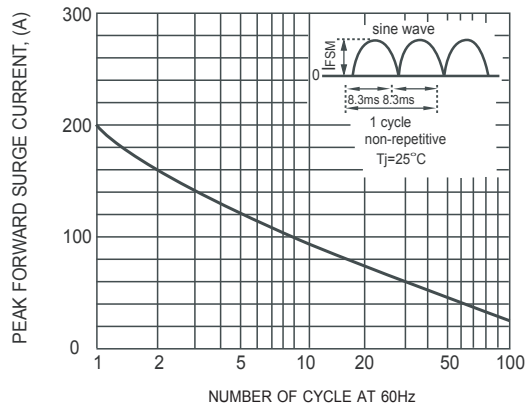


FIG.2 MAXIMUM NON-REPETITIVE FORWARD SURGE CURRENT

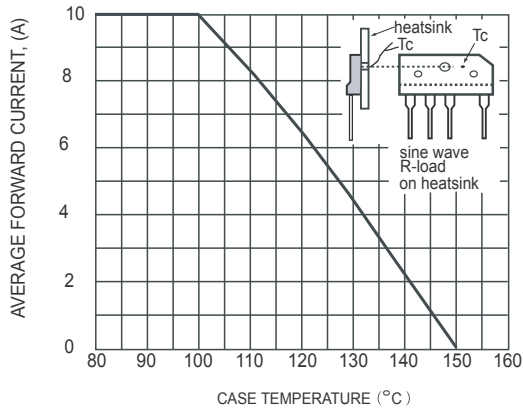


FIG.3 TYPICAL FORWARD CURRENT DERATING CURVE

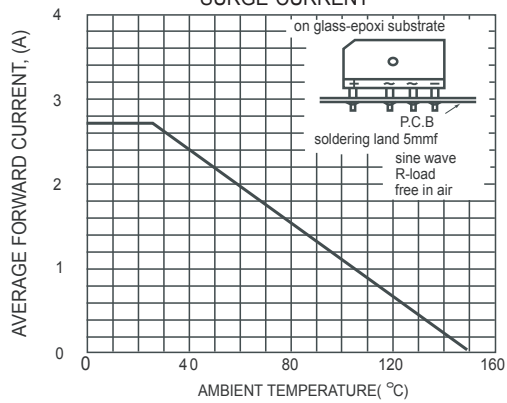


FIG.4 TYPICAL FORWARD CURRENT DERATING CURVE

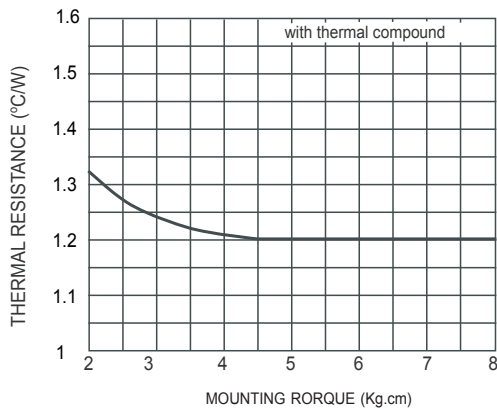


FIG.5 CONTACT THERMAL RESISTANCE

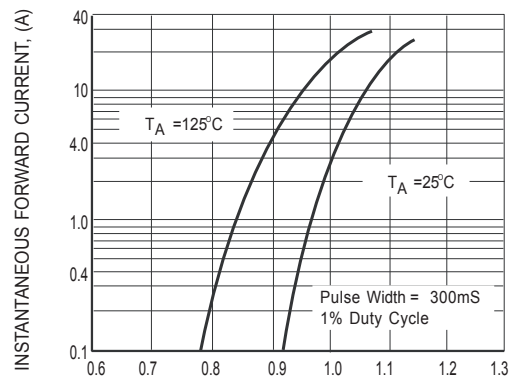
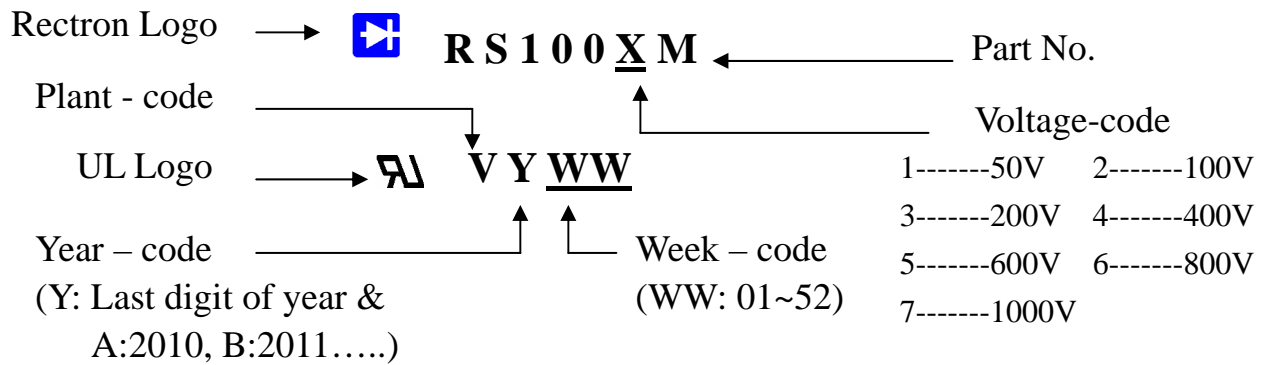


FIG.6 TYPICAL INSTANTANEOUS FORWARD CHARACTERISTICS

Marking Description





PACKAGING OF DIODE AND BRIDGE RECTIFIERS

TUBE PACK

PACKAGE	PACKING CODE	EA PER BOX	INNER BOX SIZE (mm)	CARTON SIZE (mm)	EA PER CARTON	WEIGHT(Kg)
RS-4M/-10M	-C	900	540*118*118	560*259*144	1,800	12.82

Looking for pricing, stock, or lifecycle information?

Click below to explore more details on WIN SOURCE:

-  [View RS1006M on WIN SOURCE](#)
-  [Rectron USA Information](#)

Optimize Your Supply Chain with WIN SOURCE Solutions

-  Global Sourcing Solution
-  Obsolete Management
-  Cost Control Management
-  Shortage Management
-  Alternative Solution
-  Excess Inventory Management