

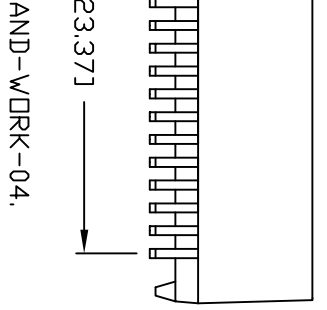
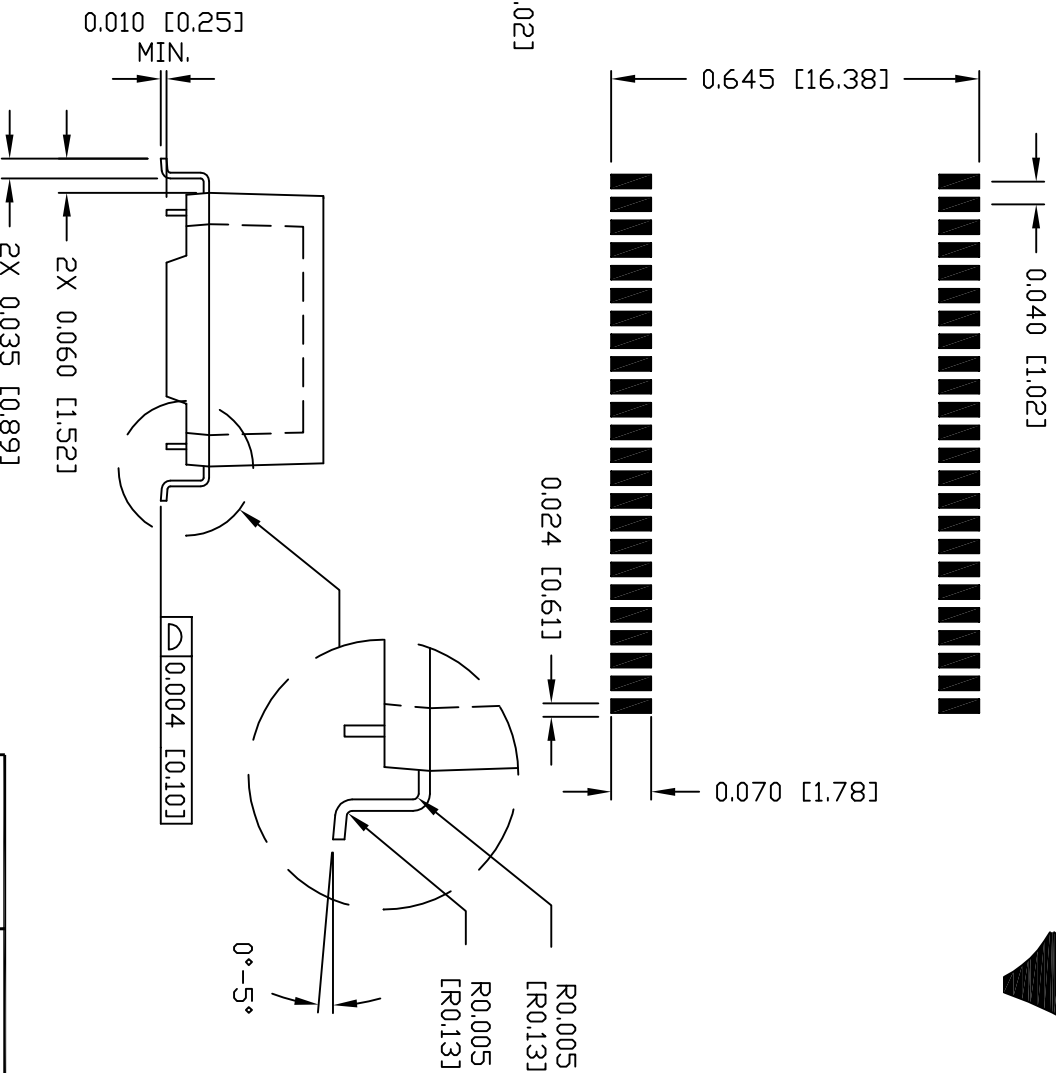



THE DATASHEET OF
S558-5999-Q2-F





SUGGESTED PCB PAD LAYOUT



PART NO. / DRAWING NO.		STANDARD DIM.		[] METRIC DIM. AS REF.	
S558-5999-Q2-F		TOL. IN INCH		UNIT : INCH [mm]	
FILE NAME		.X		SCALE : N/A	
S5585999Q2FA.DWG		.XX		SIZE : A4	
		.XXX			



REV. : A	PAGE : 3
----------	----------



POWER | PROTECT | CONNECT

Looking for pricing, stock, or lifecycle information?

Click below to explore more details on WIN SOURCE:

-  [View S558-5999-Q2-F on WIN SOURCE](#)
-  [Bel Fuse Inc. Information](#)

Optimize Your Supply Chain with WIN SOURCE Solutions

-  Global Sourcing Solution
-  Obsolete Management
-  Cost Control Management
-  Shortage Management
-  Alternative Solution
-  Excess Inventory Management