



THE DATASHEET OF DM3BT-DSF-PEJS



Jun.1.2024 Copyright 2024 HIROSE ELECTRIC CO., LTD. All Rights Reserved.
In case of consideration for using Automotive equipment / device which demand high reliability, kindly contact our sales window correspondents.

APPLICABLE STANDARD		microSD Memory Card Specifications Ver 1.10		1	
RATING	OPERATING TEMPERATURE RANGE	-25 °C TO +85 °C (NOTE1)	STORAGE TEMPERATURE RANGE	-40 °C TO +85 °C	
	VOLTAGE	AC 125V	OPERATING HUMIDITY RANGE	95%MAXIMUM (NON-CONDENSING)	
	CURRENT	0.5A			
SPECIFICATIONS					
ITEM	TEST METHOD		REQUIREMENTS	QT	AT
CONSTRUCTION					
GENERAL EXAMINATION	VISUALLY AND BY MEASURING INSTRUMENT.		ACCORDING TO DRAWING.	X	X
MARKING	CONFIRMED VISUALLY.			X	X
ELECTRIC CHARACTERISTICS					
CONTACT RESISTANCE MILLIVOLT LEVEL METHOD IEC60512-2-2a	OPEN VOLTAGE 20 mV AC MAX, TEST CURRENT 1mA.		INITIALLY 100 mΩ MAXIMUM (NOTE 2).	X	-
VOLTAGE PROOF IEC60512-2-4a	500 Vrms AC IS APPLIED FOR 1 MINUTE.		①NO FLASHOVER OR BREAKDOWN. ②CURRENT LEAKAGE 1mA MAXIMUM.	X	X
INSULATION RESISTANCE IEC60512-2-3a	MEASURE WITHIN 1 MINUTE AFTER APPLYING 500 V DC.		INITIALLY 1000 MΩ MINIMUM.	X	-
MECHANICAL CHARACTERISTICS					
CARD INSERTION FORCE	MEASURED BY APPLICABLE CORD AT 25mm/min.		THE INITIAL STAGE:12 N MAX. AFTER MECHANICAL OPERATION:15N MAX.	X	-
CARD EJECTION FORCE					
MECHANICAL OPERATION [OFFICE ENVIRONMENT] EIA364B class1.1	10,000 TIMES INSERTIONS AND WITH DRAWAL SHALL BE MADE AT THE CYCLE RATE LESS THAN 10 CYCLES PER 1 MINUTE. NOTE:AFTER EACH 10 CYCLES STOP THE INSRETION AND REST THE CONNECTOR FOR 5 TO 10 MINUTES. CARD SURFACE SHALL BE CLEANED BY AIR BLOW: AT EACH 100 CYCLES INTERVAL(10 TIMES) FROM STRAT TO 1,000 CYCLES. AT EACH 1,000 CYCLES INTERVAL (9 TIMES) FROM 1,001CYCLES TO 10,000 CYCLES.		① CONTACT RESISTANCE: AFTER TEST 40 mΩ MAXIMUM CHANGE. (CONTACT RESISTANCE REVERSION BY INSERTION AND EXTRACTION IS AVAILABLE) ② NO MECHANICAL DAMAGE SHALL OCCUR ON THE PARTS.	X	-
VIBRATION AND HIGH FREQUENCY IEC60512-4-6d	FREQUENCY 10 TO 55 TO 10 Hz/min, SINGLE AMPLITUDE 0.75 mm FOR 4 h IN 3 DIRECTIONS, TOTAL 12 h.		① NO ELECTRICAL DISCONTINUITY OF 100 ns. ② NO MECHANICAL DAMAGE SHALL OCCUR ON THE PARTS.	X	-
SHOCK IEC60512-4-6c	ACCELERATION 490m/s ² STANDARD HOLDING TIME 11 ms, SEMI-SINE WAVE FOR 3TIMES IN 3 DIRECTIONS, TOTAL 18 TIMES.			X	-
	COUNT	DESCRIPTION OF REVISIONS	DESIGNED	CHECKED	DATE
	1	DIS-F-005063	KA. KANEKO	NH. SUGITA	10. 09. 27
REMARK			APPROVED	KI. AKIYAMA	08. 09. 03
NOTE1:INCLUDE THE TEMPERATURE RISE BY CURRENT.			CHECKED	SI. TOMIOKA	08. 09. 03
NOTE 2:CONTACT RESISTANCE INCLUDES CONDUCTOR RESISTANCE.UNLESS OTHERWISE SPECIFIED, THE TEST SHOULD BE DONE UNDER TEMP. 15 TO 35°C, AIR PRESSURE 86 TO 106kPa, RELATIVE HUMIDITY 25 TO 85%.			DESIGNED	KJ. NISHIWAKI	08. 09. 02
Note QT:Qualification Test AT:Assurance Test X:Applicable Test			DRAWN	KJ. NISHIWAKI	08. 09. 02
			DRAWING NO.	ELC4-158563-00	
	SPECIFICATION SHEET		PART NO.	DM3BT-DSF-PEJS	
	HIROSE ELECTRIC CO., LTD.		CODE NO.	CL609-0029-9-00	1/2

Jun.1.2024 Copyright 2024 HIROSE ELECTRIC CO., LTD. All Rights Reserved.
In case of consideration for using Automotive equipment / device which demand high reliability, kindly contact our sales window correspondents.

SPECIFICATIONS

ITEM	TEST METHOD	REQUIREMENTS	QT	AT
ENVIRONMENTAL CHARACTERISTICS				
DAMP HEAT, CYCLIC IEC60512-6-11m	10 CYCLES (1 CYCLE=24 HOURS) WITH CONNECTORS ENGAGED. 	① CONTACT RESISTANCE: AFTER TEST 40 mΩ MAXIMUM CHANGE. ② INSULATION RESISTANCE: AFTER TEST 100 MΩ MINIMUM. ③ NO MECHANICAL DAMAGE OR HEAVY CORROSION SHALL OCCUR ON THE PARTS.	X	-
RAPID CHANGE OF TEMPERATURE IEC60512-6-11d	5 CYCLES (1 CYCLE=1 HOUR) WITH CONNECTORS ENGAGED. TEMPERATURE:-55 TO +85°C		X	-
DRY HEAT IEC60512-6-11i	EXPOSED AT 85 °C FOR 96 HOURS WITH CONNECTORS ENGAGED.		X	-
COLD IEC60512-6-11j	EXPOSED AT -25 °C FOR 96 HOURS WITH CONNECTORS ENGAGED.		X	-
DAMP HEAT, STEADY STATE IEC60512-6-11c	EXPOSED AT 40 °C, 90 TO 95 % RH, 96 HOURS WITH CONNECTORS ENGAGED.		X	-
HYDROGEN SULFIDE JEIDA 38	EXPOSED IN 3 PPM HYDROGEN SULFIDE, APPROX. 40°C, 80% RH, 96 HOURS, WITH CONNECTORS ENGAGED.		X	-







Note QT:Qualification Test AT:Assurance Test X:Applicable Test		DRAWING NO. ELC4-158563-00	
HRS	SPECIFICATION SHEET	PART NO.	DM3BT-DSF-PEJS
	HIROSE ELECTRIC CO., LTD.	CODE NO	CL609-0029-9-00 ▲ 2/2

Looking for pricing, stock, or lifecycle information?

Click below to explore more details on WIN SOURCE:

-  [View DM3BT-DSF-PEJS on WIN SOURCE](#)
-  [Hirose Electric Co Ltd Information](#)

Optimize Your Supply Chain with WIN SOURCE Solutions

-  Global Sourcing Solution
-  Obsolete Management
-  Cost Control Management
-  Shortage Management
-  Alternative Solution
-  Excess Inventory Management