

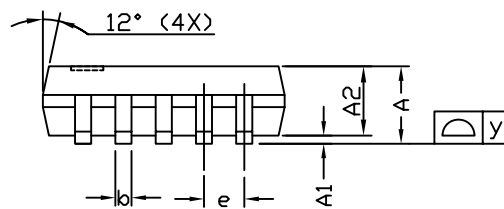
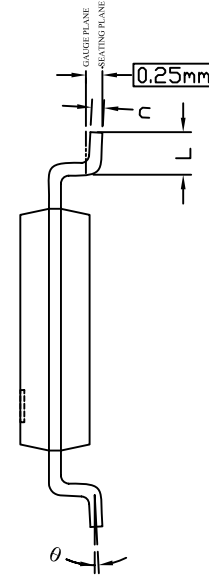
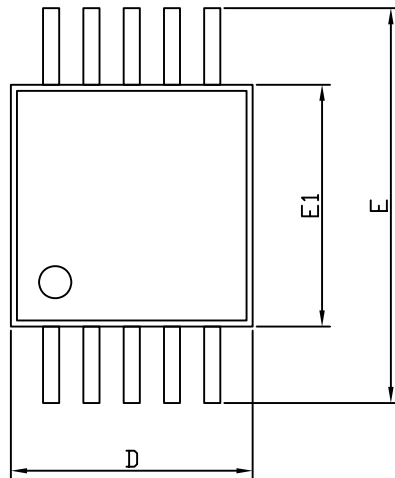


**THE DATASHEET OF
AOZ8005FI**

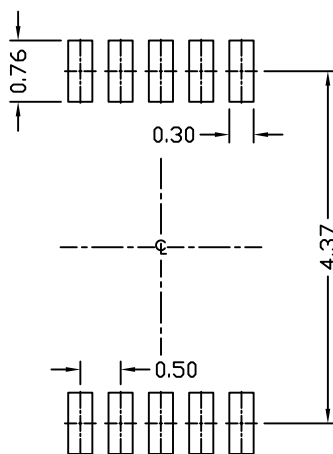




MSOP10 PACKAGE OUTLINE



RECOMMENDED LAND PATTERN



UNIT: mm

SYMBOLS	DIMENSIONS IN MILLIMETERS			DIMENSIONS IN INCHES		
	MIN	NOM	MAX	MIN	NOM	MAX
A	0.81	1.02	1.12	0.032	0.040	0.044
A1	0.05	---	0.15	0.002	---	0.006
A2	0.76	0.86	0.97	0.030	0.034	0.038
b	0.15	0.20	0.30	0.006	0.008	0.012
c	0.13	0.15	0.23	0.005	0.006	0.009
D	2.90	3.00	3.10	0.114	0.118	0.122
E	4.70	4.90	5.10	0.185	0.193	0.201
E1	2.90	3.00	3.10	0.114	0.118	0.122
e	---	0.50	---	---	0.0197	---
L	0.40	0.53	0.66	0.016	0.021	0.026
y	---	---	0.10	---	---	0.004
theta	0°	---	6°	0°	---	6°

NOTE

1. ALL DIMENSIONS ARE IN MILLIMETERS.
2. TOLERANCE 0.10 mm UNLESS OTHERWISE SPECIFIED.
3. PACKAGE BODY SIZES EXCLUDE MOLD FLASH AND GATE BURRS.
MOLD FLASH AT THE NON-LEAD SIDES SHOULD BE LESS THAN 5 MIL EACH.
4. DIMENSION L IS MEASURED IN GAUGE PLANE.
5. CONTROLLING DIMENSION IS MILLIMETER.
CONVERTED INCH DIMENSIONS ARE NOT NECESSARILY EXACT.

Looking for pricing, stock, or lifecycle information?

Click below to explore more details on WIN SOURCE:

- ⊖ [View AOZ8005FI on WIN SOURCE](#)
- ⊖ [Alpha & Omega Semiconductor Inc. Information](#)

Optimize Your Supply Chain with WIN SOURCE Solutions

- ✓ Global Sourcing Solution
- ✓ Obsolete Management
- ✓ Cost Control Management
- ✓ Shortage Management
- ✓ Alternative Solution
- ✓ Excess Inventory Management