



THE DATASHEET OF UC2950TG3



Half-Bridge Bipolar Switch

FEATURES

- Source or Sink 4.0A
- Supply Voltage to 35V
- High-Current Output Diodes
- Tri-State Operation
- TTL and CMOS Input Compatibility
- Thermal Shutdown Protection
- 300kHz Operation
- Low-Cost TO-220 Package

DESCRIPTION

This device is a monolithic integrated circuit designed to provide high-current switching with low saturation voltages when activated by low-level logic signals. Source and sink switches may be independently activated without regard to timing as a built-in interlock will keep the sink off if the source is on.

This driver has the high current capability to drive large capacitive loads with fast rise and fall times; but with high-speed internal flyback diodes, it is also ideal for inductive loads. Two UC2950s can be used together to form a full bridge, bipolar motor driver compatible with high frequency chopper current control.

ABSOLUTE MAXIMUM RATINGS (Note 1)

Supply Voltage Range, V_C 8V to 35V
 Output Voltage Range, V_O -3.0V to V_C+3V
 Input Voltage Range, V_{IN} -0.3V to +7.0V
 Peak Output Current (100 ms, 10% DC) $\pm 4.0A$
 Continuous Output Current $\pm 2.0A$
 Power Dissipation with Heat Sink 15W
 Power Dissipation in Free Air 2W
 Operating Temperature Range, T_A -20°C to +100°C
 Storage Temperature Range, T_S -55°C to +125°C

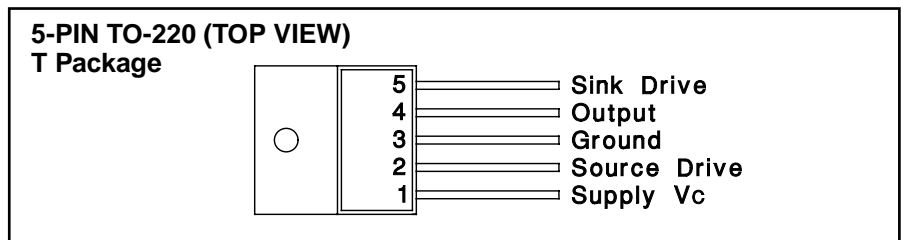
Note 1: Consult Packaging section of databook for thermal limitations and considerations of package.

TRUTH TABLE

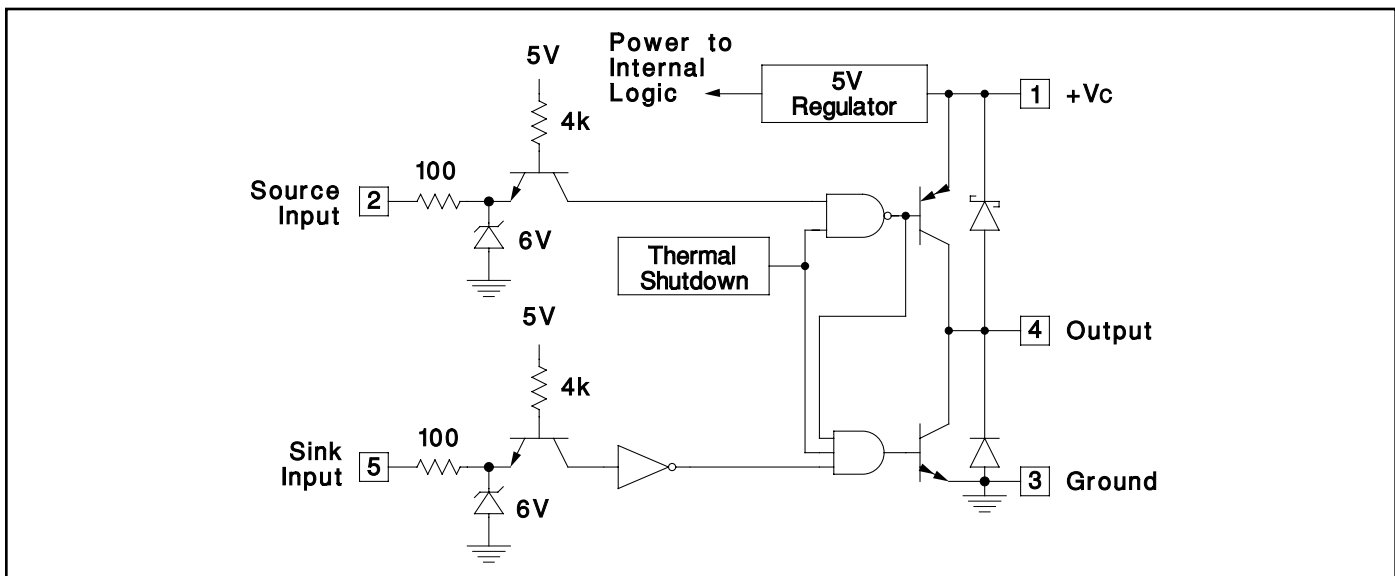
Source Drive Pin 2	Sink Drive Pin 5	Output Pin 4
Low	Low	Low
Low	High	Off
High	Low	High
High	High	High

Note: With no load, output voltage will be HIGH in the OFF state.

CONNECTION DIAGRAM



SIMPLIFIED SCHEMATIC



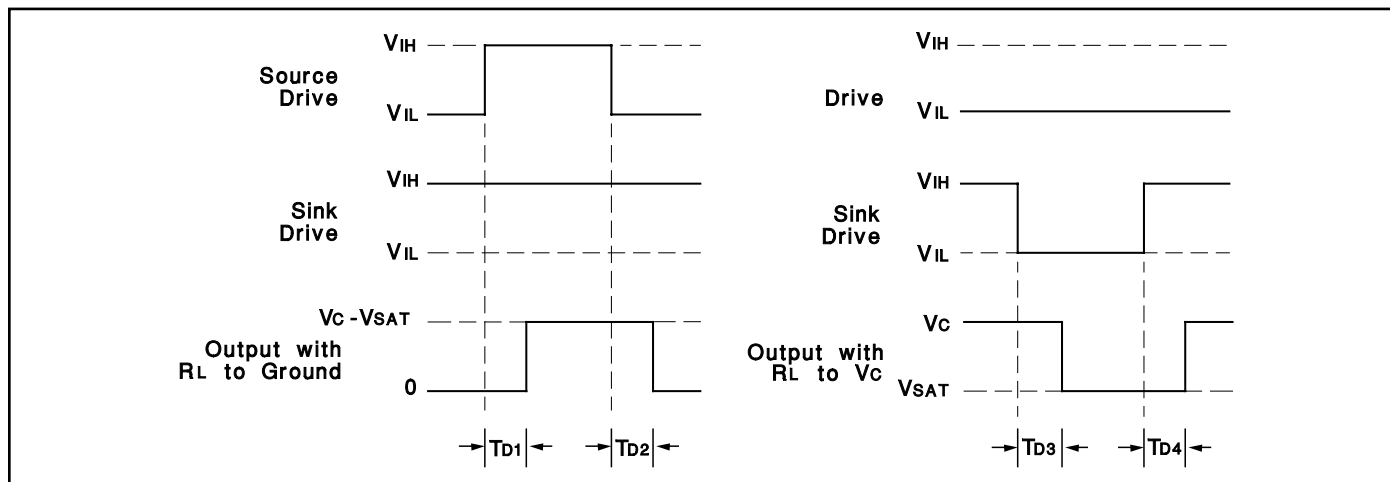
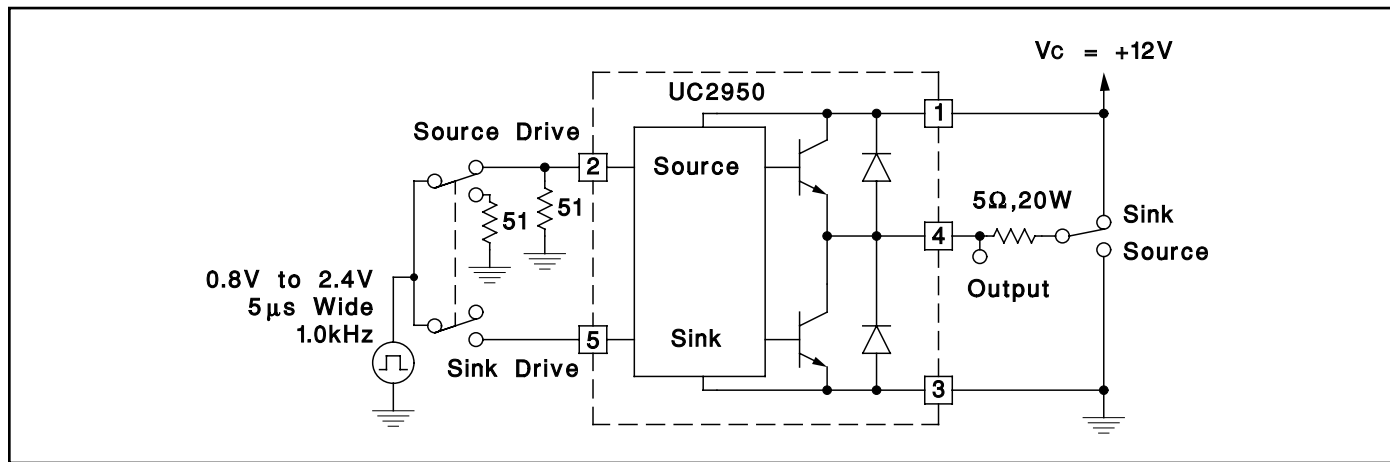
ELECTRICAL CHARACTERISTICS: Unless otherwise stated, $V_C = 35V$, $T_A = -20^{\circ}C$ to $+100^{\circ}C$, $V_{IL} = 0.8V$, $V_{IH} = 2.4V$ for either input, $T_A = T_J$.

PARAMETERS	TEST CONDITIONS	MIN	TYP	MAX	UNITS
Output Leakage to V_C	Output Off		20	500	μA
Output Leakage to Ground	Output Off		-200	-500	μA
Output Sink Saturation	$V_{OL}, I_L = 2.0A$		1.2	2.0	V
Output Source Saturation	$(V_C - V_{OL}), I_L = -2.0A$		1.2	2.0	V
Sink Diode Forward Voltage	$I_D = -2.0A$		1.4	2.0	V
Source Diode Forward Voltage	$I_D = 2.0A$		1.4	2.0	V
Input Current	Either Input, $V_I = 5V$		20	100	μA
	Either Input, $V_I = 0V$		-1.0	-1.6	mA
Supply Current	Output High		20	36	mA
	Output Low		10	20	mA

SWITCHING CHARACTERISTICS: See Test Circuit. $V_C = 12V$, $R_L = 5\Omega$, $T_A = 25^{\circ}C$. Guaranteed by design, not 100% tested in production.

PARAMETERS	MIN	TYP	MAX	UNITS
Source Turn-On Delay, t_{D1}		300	500	ns
Source Turn-Off Delay, t_{D2}		1.0	2.0	μs
Sink Turn-On Delay, t_{D3}		200	400	ns
Sink Turn-Off Delay, t_{D4}		100	300	ns
Cross-Conduction Current Spike When Source and Sink are Activated Together		0.6	1.0	μs

SWITCHING TEST CIRCUIT



PACKAGING INFORMATION

Orderable Device	Status ⁽¹⁾	Package Type	Package Drawing	Pins	Package Qty	Eco Plan ⁽²⁾	Lead/Ball Finish	MSL Peak Temp ⁽³⁾
UC2950T	ACTIVE	TO-220	KC	5	50	Green (RoHS & no Sb/Br)	CU SN	N / A for Pkg Type
UC2950TG3	ACTIVE	TO-220	KC	5	50	Green (RoHS & no Sb/Br)	CU SN	N / A for Pkg Type

⁽¹⁾ The marketing status values are defined as follows:

ACTIVE: Product device recommended for new designs.

LIFEBUY: TI has announced that the device will be discontinued, and a lifetime-buy period is in effect.

NRND: Not recommended for new designs. Device is in production to support existing customers, but TI does not recommend using this part in a new design.

PREVIEW: Device has been announced but is not in production. Samples may or may not be available.

OBsolete: TI has discontinued the production of the device.

⁽²⁾ Eco Plan - The planned eco-friendly classification: Pb-Free (RoHS), Pb-Free (RoHS Exempt), or Green (RoHS & no Sb/Br) - please check <http://www.ti.com/productcontent> for the latest availability information and additional product content details.

TBD: The Pb-Free/Green conversion plan has not been defined.

Pb-Free (RoHS): TI's terms "Lead-Free" or "Pb-Free" mean semiconductor products that are compatible with the current RoHS requirements for all 6 substances, including the requirement that lead not exceed 0.1% by weight in homogeneous materials. Where designed to be soldered at high temperatures, TI Pb-Free products are suitable for use in specified lead-free processes.

Pb-Free (RoHS Exempt): This component has a RoHS exemption for either 1) lead-based flip-chip solder bumps used between the die and package, or 2) lead-based die adhesive used between the die and leadframe. The component is otherwise considered Pb-Free (RoHS compatible) as defined above.

Green (RoHS & no Sb/Br): TI defines "Green" to mean Pb-Free (RoHS compatible), and free of Bromine (Br) and Antimony (Sb) based flame retardants (Br or Sb do not exceed 0.1% by weight in homogeneous material)

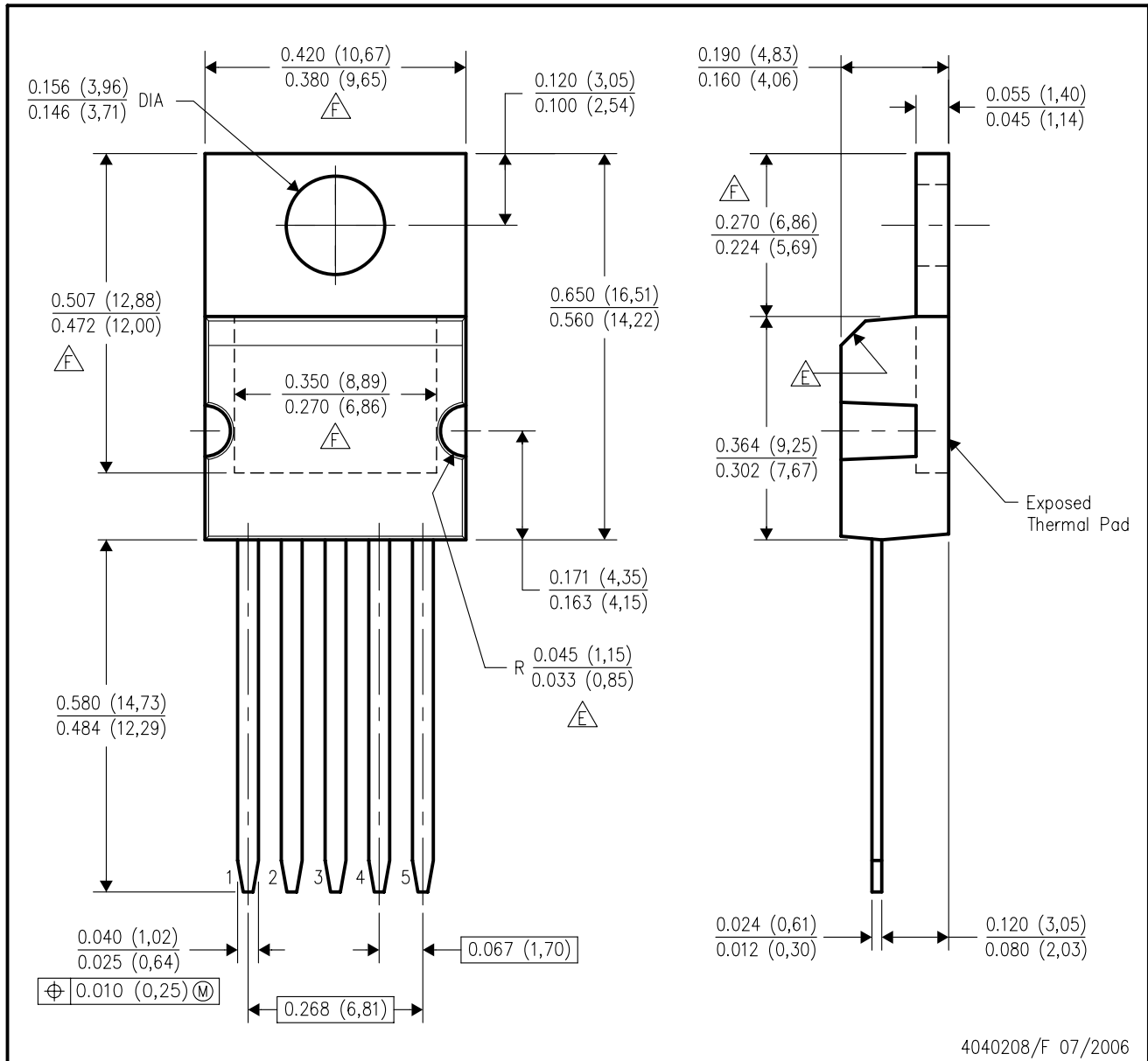
⁽³⁾ MSL, Peak Temp. -- The Moisture Sensitivity Level rating according to the JEDEC industry standard classifications, and peak solder temperature.

Important Information and Disclaimer:The information provided on this page represents TI's knowledge and belief as of the date that it is provided. TI bases its knowledge and belief on information provided by third parties, and makes no representation or warranty as to the accuracy of such information. Efforts are underway to better integrate information from third parties. TI has taken and continues to take reasonable steps to provide representative and accurate information but may not have conducted destructive testing or chemical analysis on incoming materials and chemicals. TI and TI suppliers consider certain information to be proprietary, and thus CAS numbers and other limited information may not be available for release.

In no event shall TI's liability arising out of such information exceed the total purchase price of the TI part(s) at issue in this document sold by TI to Customer on an annual basis.

KC (R-PSFM-T5)

PLASTIC FLANGE-MOUNT PACKAGE



IMPORTANT NOTICE

Texas Instruments Incorporated and its subsidiaries (TI) reserve the right to make corrections, modifications, enhancements, improvements, and other changes to its products and services at any time and to discontinue any product or service without notice. Customers should obtain the latest relevant information before placing orders and should verify that such information is current and complete. All products are sold subject to TI's terms and conditions of sale supplied at the time of order acknowledgment.

TI warrants performance of its hardware products to the specifications applicable at the time of sale in accordance with TI's standard warranty. Testing and other quality control techniques are used to the extent TI deems necessary to support this warranty. Except where mandated by government requirements, testing of all parameters of each product is not necessarily performed.

TI assumes no liability for applications assistance or customer product design. Customers are responsible for their products and applications using TI components. To minimize the risks associated with customer products and applications, customers should provide adequate design and operating safeguards.

TI does not warrant or represent that any license, either express or implied, is granted under any TI patent right, copyright, mask work right, or other TI intellectual property right relating to any combination, machine, or process in which TI products or services are used. Information published by TI regarding third-party products or services does not constitute a license from TI to use such products or services or a warranty or endorsement thereof. Use of such information may require a license from a third party under the patents or other intellectual property of the third party, or a license from TI under the patents or other intellectual property of TI.

Reproduction of TI information in TI data books or data sheets is permissible only if reproduction is without alteration and is accompanied by all associated warranties, conditions, limitations, and notices. Reproduction of this information with alteration is an unfair and deceptive business practice. TI is not responsible or liable for such altered documentation. Information of third parties may be subject to additional restrictions.

Resale of TI products or services with statements different from or beyond the parameters stated by TI for that product or service voids all express and any implied warranties for the associated TI product or service and is an unfair and deceptive business practice. TI is not responsible or liable for any such statements.

TI products are not authorized for use in safety-critical applications (such as life support) where a failure of the TI product would reasonably be expected to cause severe personal injury or death, unless officers of the parties have executed an agreement specifically governing such use. Buyers represent that they have all necessary expertise in the safety and regulatory ramifications of their applications, and acknowledge and agree that they are solely responsible for all legal, regulatory and safety-related requirements concerning their products and any use of TI products in such safety-critical applications, notwithstanding any applications-related information or support that may be provided by TI. Further, Buyers must fully indemnify TI and its representatives against any damages arising out of the use of TI products in such safety-critical applications.

TI products are neither designed nor intended for use in military/aerospace applications or environments unless the TI products are specifically designated by TI as military-grade or "enhanced plastic." Only products designated by TI as military-grade meet military specifications. Buyers acknowledge and agree that any such use of TI products which TI has not designated as military-grade is solely at the Buyer's risk, and that they are solely responsible for compliance with all legal and regulatory requirements in connection with such use.

TI products are neither designed nor intended for use in automotive applications or environments unless the specific TI products are designated by TI as compliant with ISO/TS 16949 requirements. Buyers acknowledge and agree that, if they use any non-designated products in automotive applications, TI will not be responsible for any failure to meet such requirements.

Following are URLs where you can obtain information on other Texas Instruments products and application solutions:

Products

Amplifiers	amplifier.ti.com
Data Converters	dataconverter.ti.com
DLP® Products	www.dlp.com
DSP	dsp.ti.com
Clocks and Timers	www.ti.com/clocks
Interface	interface.ti.com
Logic	logic.ti.com
Power Mgmt	power.ti.com
Microcontrollers	microcontroller.ti.com
RFID	www.ti-rfid.com
RF/IF and ZigBee® Solutions	www.ti.com/lprf

Applications

Audio	www.ti.com/audio
Automotive	www.ti.com/automotive
Broadband	www.ti.com/broadband
Digital Control	www.ti.com/digitalcontrol
Medical	www.ti.com/medical
Military	www.ti.com/military
Optical Networking	www.ti.com/opticalnetwork
Security	www.ti.com/security
Telephony	www.ti.com/telephony
Video & Imaging	www.ti.com/video
Wireless	www.ti.com/wireless

Mailing Address: Texas Instruments, Post Office Box 655303, Dallas, Texas 75265
Copyright © 2009, Texas Instruments Incorporated

Looking for pricing, stock, or lifecycle information?

Click below to explore more details on WIN SOURCE:

 [View UC2950TG3](#) on WIN SOURCE

 [Texas Instruments](#) Information

Optimize Your Supply Chain with WIN SOURCE Solutions

-  Global Sourcing Solution
-  Obsolete Management
-  Cost Control Management
-  Shortage Management
-  Alternative Solution
-  Excess Inventory Management