




THE DATASHEET OF LS14



Features

- Low forward voltage drop
- Low leakage current
- Moisture sensitivity: level 1, per J-STD-020
- Solder dip 260 °C, 10 s
- Low profile, typical thickness 1.0mm
- AEC-Q101 qualified



RoHS
COMPLIANT

Package: eSGB(SMAF)

Applications

For use in fast switching in RF modules, lighting, cell phone, portable devices, power supply and other consumer applications.

Maximum Ratings (T_A = 25°C unless otherwise noted)

Parameter	Symbol	LS12	LS14	LS16	LS18	LS19	LS1B	LS1BH	LS1B5H	LS1CH	Unit
Maximum Repetitive Peak Reverse	V _{RRM}	20	40	60	80	90	100	100	150	200	V
Maximum RMS Voltage	V _{RMS}	14	28	42	56	63	70	70	105	140	V
Maximum DC Blocking Voltage	V _{DC}	20	40	60	80	90	100	100	150	200	V
Maximum Average Forward Rectified Current	I _{F(AV)}	1.0									A
Peak Forward Surge Current (8.3 ms single half sine-wave superimposed on rated load)	I _{FSM}	30									A
Operating Junction and Storage Temperature Range	T _J , T _{STG}	- 55 to + 150						- 55 to + 175			°C

Electrical Characteristics (T_A = 25°C unless otherwise noted)

Parameter	Test Conditions	Symbol	LS12	LS14	LS16	LS18	LS19	LS1B	LS1BH	LS1B5H	LS1CH	Unit
Maximum Instantaneous Forward Voltage	I _F =1A, T _A =25°C	V _F	0.50		0.70	0.81			0.90			V
Maximum DC Reverse Current at Rated DC Blocking Voltage	T _A =25°C	I _R	0.3									mA
	T _A =100°C		10									
Typical Junction Capacitance	4.0 V, 1 MHz	C _J	50									pF
Typical Thermal Resistance	Junction to Lead	R _{θJL} ¹⁾	19									°C/W

Note1: Thermal resistance from junction to lead, mounted on PCB with 0.315×0.315 inch (8.0×8.0mm) copper pads.

Ratings and Characteristics Curves ($T_A = 25^\circ\text{C}$ unless otherwise noted)

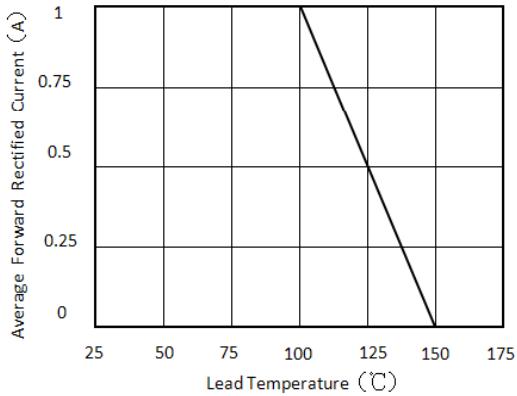


Figure 1. Forward Current Derating Curve

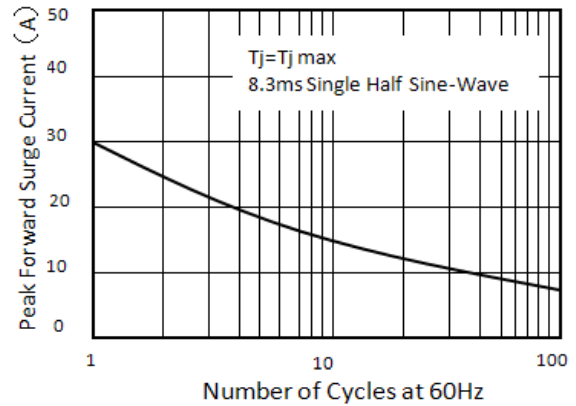


Figure 2. Maximum Non-Repetitive Peak Forward Surge Current

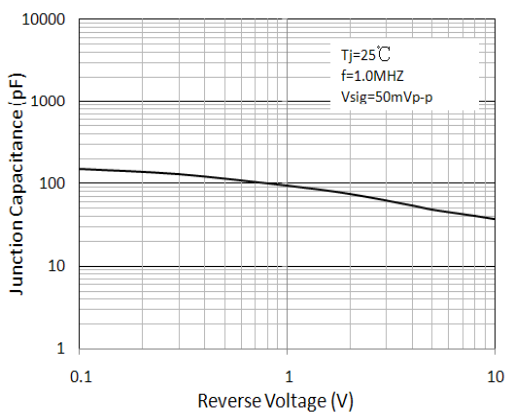


Figure 3. Typical Junction Capacitance

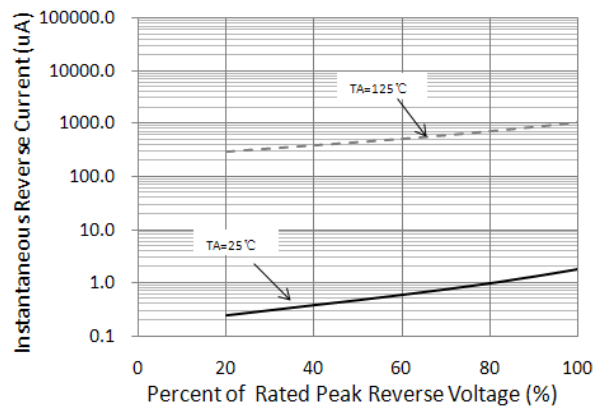


Figure 4. Typical Reverse Characteristics

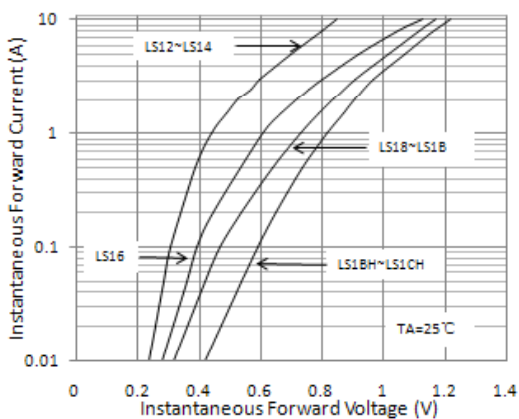


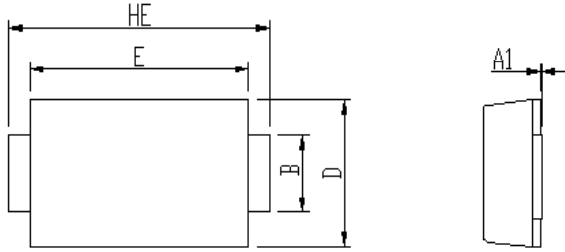
Figure 5. Typical Instantaneous Forward Characteristics

LS12 thru LS1CH

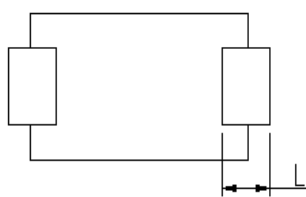
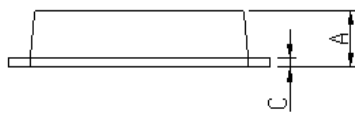
Surface Mount Schottky Rectifier
 Reverse Voltage 20-200V Forward Current 1A

Package Outline Dimensions

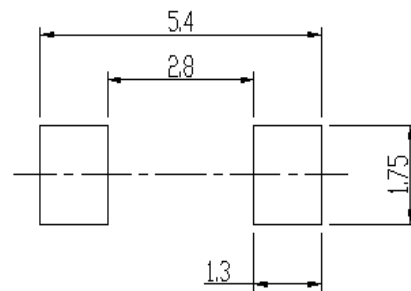
eSGB (SMAF)



DIM	Unit: mm		Unit: inch	
	MIN	MAX	MIN	MAX
A	0.92	1.08	0.036	0.043
A1	0	0.1	0.000	0.004
B	1.25	1.45	0.049	0.057
C	0.1	0.25	0.004	0.010
D	2.6	2.8	0.102	0.110
E	4.1	4.3	0.161	0.169
L	0.7	1.1	0.028	0.043
HE	4.8	5.2	0.189	0.205



Soldering footprint

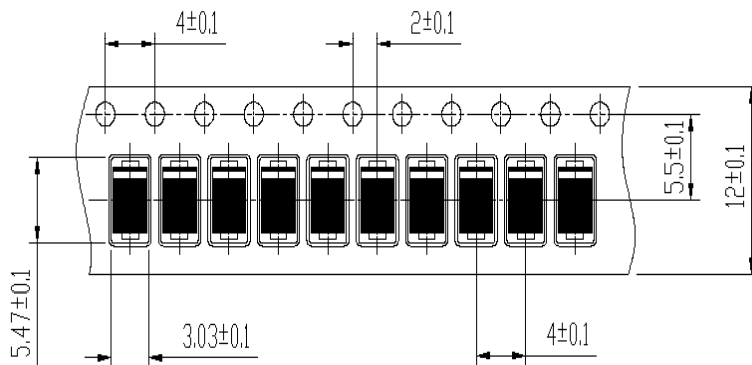


Packing Information

Packing quantities

10,000 pcs/Reel , 12mm Tape, 13" Reel

Tape & Reel Specification



Looking for pricing, stock, or lifecycle information?

Click below to explore more details on WIN SOURCE:

-  [View LS14 on WIN SOURCE](#)
-  [GOOD-ARK Electronics Information](#)

Optimize Your Supply Chain with WIN SOURCE Solutions

-  Global Sourcing Solution
-  Obsolete Management
-  Cost Control Management
-  Shortage Management
-  Alternative Solution
-  Excess Inventory Management