



THE DATASHEET OF GBU601

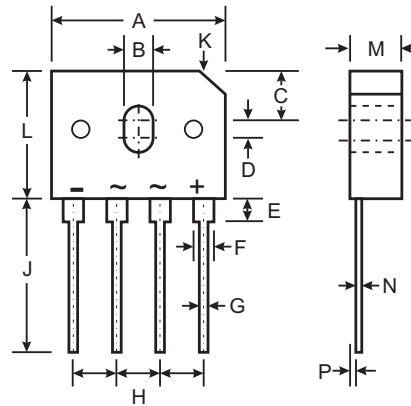


Features

- Glass Passivated Die Construction
- High Case Dielectric Strength of 1500 VRMS
- Low Reverse Leakage Current
- Surge Overload Rating to 175A Peak
- Ideal for Printed Circuit Board Applications
- UL Listed Under Recognized Component Index, File Number E94661
- **Lead Free Finish, RoHS Compliant (Note 4)**

Mechanical Data

- Case: GBU
- Case Material: Molded Plastic. UL Flammability Classification Rating 94V-0
- Terminals: Plated Leads. Solderable per MIL-STD-202, Method 208 (E3)
- Lead Free Plating (Tin Finish)
- Polarity: Marked on Body
- Mounting: Through Hole for #6 Screw
- Mounting Torque: 5.0 Inch-pounds Maximum
- Ordering Information: See Last Page
- Marking: Date Code and Type Number
- Weight: 6.6 grams (approximate)



GBU		
Dim	Min	Max
A	21.8	22.3
B	3.5	4.1
C	7.4	7.9
D	1.65	2.16
E	2.25	2.75
F	1.95	2.35
G	1.02	1.27
H	4.83	5.33
J	17.5	18.0
K	3.2 X 45°	
L	18.3	18.8
M	3.30	3.56
N	0.46	0.56
P	0.76	1.0
All Dimensions in mm		

Maximum Ratings and Electrical Characteristics @ T_A = 25°C unless otherwise specified

Single phase, 60Hz, resistive or inductive load.
For capacitive load, derate current by 20%.

Characteristic	Symbol	GBU 6005	GBU 601	GBU 602	GBU 604	GBU 606	GBU 608	GBU 610	Unit
Peak Repetitive Reverse Voltage Working Peak Reverse Voltage DC Blocking Voltage	V _{RRM} V _{RWM} V _R	50	100	200	400	600	800	1000	V
RMS Reverse Voltage	V _{R(RMS)}	35	70	140	280	420	560	700	V
Average Forward Rectified Current (Note 1) @ T _C = 100°C	I _(AV)	6.0							A
Non-Repetitive Peak Forward Surge Current 8.3ms single half sine-wave superimposed on rated load	I _{FSM}	175							A
Forward Voltage (per element) @ I _F = 3.0A	V _{FM}	1.0							V
Peak Reverse Current @ T _C = 25°C at Rated DC Blocking Voltage @ T _C = 125°C	I _R	5.0 500							μA
I ² t Rating for Fusing (t < 8.3ms) (Note 2)	I ² t	127							A ² s
Typical Total Capacitance per Element (Note 3)	C _T	100							pF
Typical Thermal Resistance Junction to Case (Note 1)	R _{θJC}	2.2							°C/W
Operating and Storage Temperature Range	T _j , T _{STG}	-55 to +150							°C

- Notes:
1. Unit mounted on 50mm x 50mm x 1.6mm copper plate heatsink.
 2. Non-repetitive, for t > 1.0ms and < 8.3ms.
 3. Measured at 1.0MHz and applied reverse voltage of 4.0V DC.
 4. RoHS revision 13.2.2003. Glass and High Temperature Solder Exemptions Applied, see *EU Directive Annex Notes 5 and 7*.

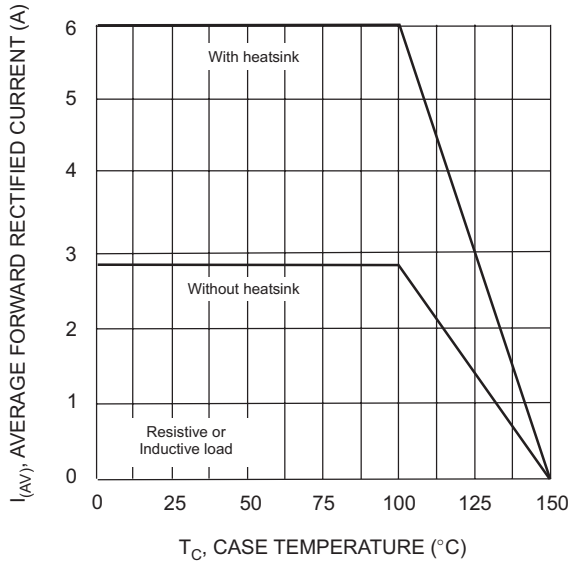


Fig. 1 Forward Current Derating Curve

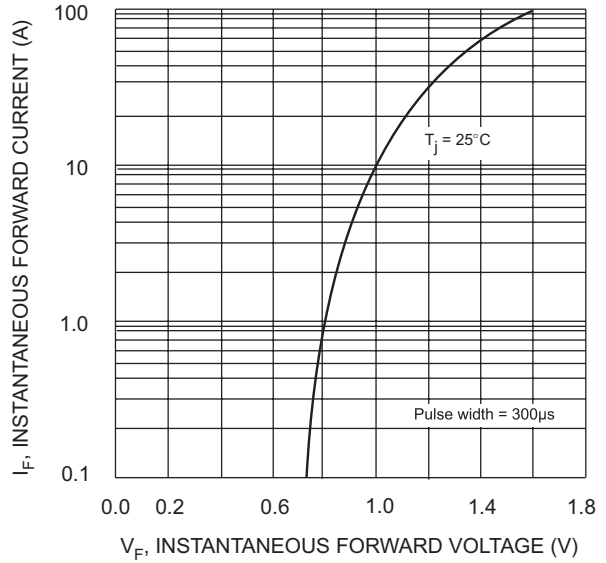


Fig. 2 Typical Forward Characteristics, per element

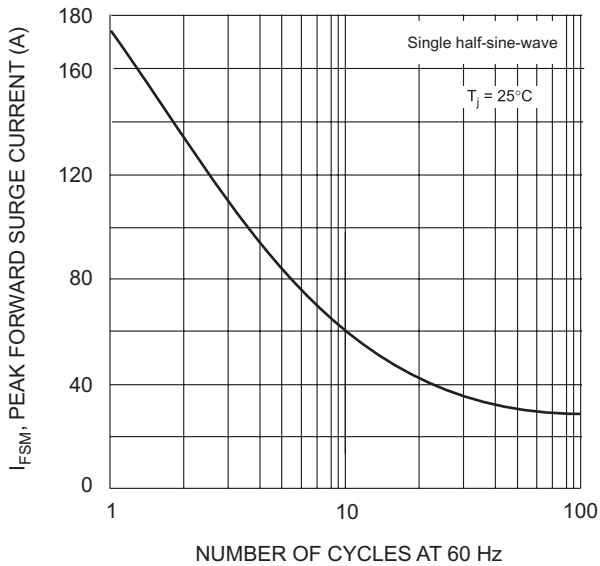


Fig. 3 Maximum Non-Repetitive Surge Current

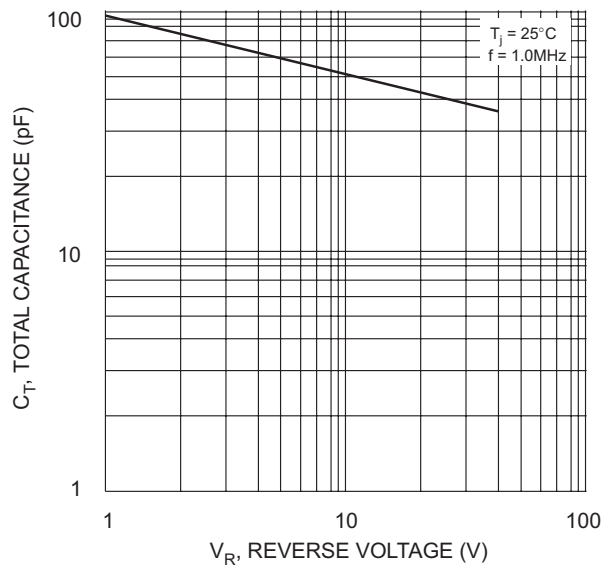


Fig. 4 Typical Total Capacitance, per element

Ordering Information (Note 5)

Device	Packaging	Shipping
GBU6005	GBU	20/Tube
GBU601	GBU	20/Tube
GBU602	GBU	20/Tube
GBU604	GBU	20/Tube
GBU606	GBU	20/Tube
GBU608	GBU	20/Tube
GBU610	GBU	20/Tube

Notes: 5. For packaging details, visit our website at <http://www.diodes.com/datasheets/ap02008.pdf>

IMPORTANT NOTICE



Diodes Incorporated and its subsidiaries reserve the right to make modifications, enhancements, improvements, corrections or other changes without further notice to any product herein. Diodes Incorporated does not assume any liability arising out of the application or use of any product described herein; neither does it convey any license under its patent rights, nor the rights of others. The user of products in such applications shall assume all risks of such use and will agree to hold Diodes Incorporated and all the companies whose products are represented on our website, harmless against all damages.

LIFE SUPPORT

Diodes Incorporated products are not authorized for use as critical components in life support devices or systems without the expressed written approval of the President of Diodes Incorporated.

Looking for pricing, stock, or lifecycle information?

Click below to explore more details on WIN SOURCE:

-  [View GBU601 on WIN SOURCE](#)
-  [Diodes Incorporated Information](#)

Optimize Your Supply Chain with WIN SOURCE Solutions

-  Global Sourcing Solution
-  Obsolete Management
-  Cost Control Management
-  Shortage Management
-  Alternative Solution
-  Excess Inventory Management