




# THE DATASHEET OF E2023FNLT






ILITY

) +125°C

ITY AT 245°C REFLOW PROFILE

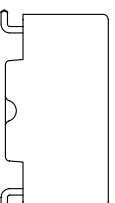
O MOISTURE SENSITIVE

MAXIMUM THROUGH REFLOW SOLDER



NG ADD A "T" SUFFIX

NL BECOMES E2023FNLT).



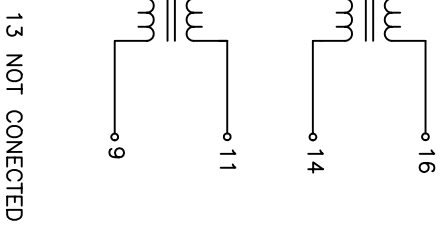
FINAL OUTLINE

All rights reserved. Pulse confidential & proprietary. (06/11/14)

TLA DRAWING	PS DRAWING	SHEET	PART NO.	DATASHEET REV.
E2023FNLT-11	PS-2753.001-A	1 OF 3	E2023FNLT	A

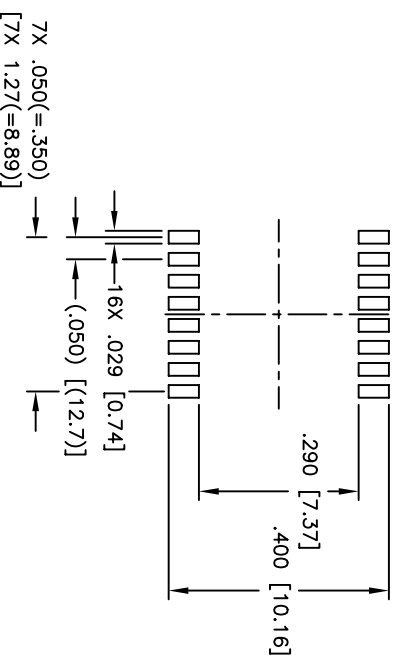
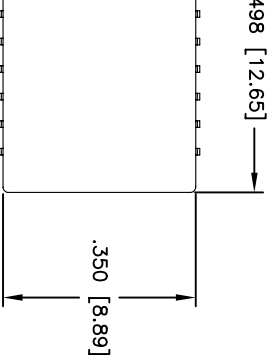
ELECTRICAL CHARACTERISTICS AT +25°C UNLESS OTHER SPECIFIED

PARAMETER	SPECIFICATIONS	
OPERATING TEMPERATURE	0°C - 70°C	
TURNS RATIO	(1-3):(16-14) = 1CT : 1CT ±3% (6-8):(11-9) = 1CT : 2.5CT ±3%	
POLARITY	PER SCHEMATIC	
INDUCTANCE (OCL)	1-3 = 200 µH MIN AT 100 KHZ, 20 mVRMS 6-8 = 35 µH MIN AT 100 KHZ, 20 mVRMS	
LEAKAGE INDUCTANCE	(1-2) = 0.4 µH MAX WITH 14-16 SHORTED (6-7) = 0.25 µH MAX WITH 9-11 SHORTED (100 KHz, 20 mV)	
DC RESISTANCE	(1-2) = (2-3) = (6-7) = (7-8) = 0.6 OHM MAX (10-11) = (9-10) = (15-16) = (14-15) = 1.0 OHM MAX	
CWW	15 pF MAX AT 100 KHZ, 1 VRMS	
COMMON MODE REJECTION	1-30 MHz	40-100 MHz
	-50 DB MIN	-40 DB MIN
BETWEEN CHANNEL ISOLATION	1500 VAC MIN @ 60 SECONDS	

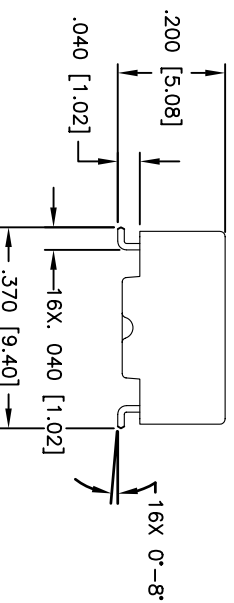
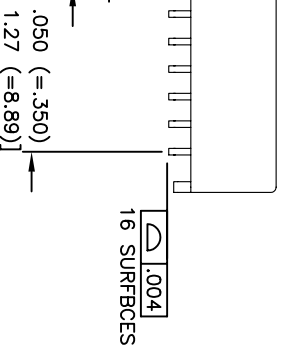


All rights reserved. Pulse confidential & proprietary. (06/11/14)

ITLA DRAWING	PS DRAWING	SHEET	PART NO.	DATASHEET REV.
2023FNL-11	PS-2753.001-A	2 OF 3	E2023FNL	A



REA  
REF A]



WITH THE FOLLOWING  
REFERENCE ONLY.

All rights reserved. Pulse confidential & proprietary. (06/11/14)

ITLA DRAWING  
2023FNL-11

PS DRAWING  
PS-2753.001-A

SHEET  
3 OF 3


PART NO.  
E2023FNL

DATASHEET REV.  
A

## Looking for pricing, stock, or lifecycle information?

Click below to explore more details on WIN SOURCE:

 [View E2023FNLT on WIN SOURCE](#)

 [Pulse Information](#)

## Optimize Your Supply Chain with WIN SOURCE Solutions

-  Global Sourcing Solution
-  Obsolete Management
-  Cost Control Management
-  Shortage Management
-  Alternative Solution
-  Excess Inventory Management