



THE DATASHEET OF HVM12



HIGH VOLTAGE ASSEMBLED RECTIFIER


VOLTAGE RANGE 5000 to 16000 Volts CURRENT 0.35 Amperes

FEATURES

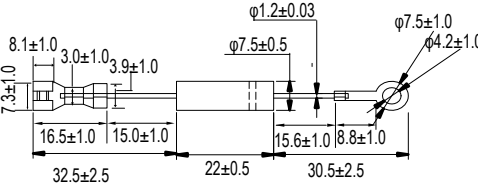
- * Low cost
- * Low leakage
- * Isolated case
- * Surge overload rating - 50 amperes peak
- * Mounting position: Any
- * Low forward voltage drop

MECHANICAL DATA

- * Epoxy : Device has UL flammability classification 94V-0



HVM



Dimensions in millimeters

MAXIMUM RATINGS AND ELECTRICAL CHARACTERISTICS

Ratings at 25°C ambient temperature unless otherwise specified.
Single phase, half wave, 60 Hz, resistive or inductive load.
For capacitive load, derate current by 20%.

MAXIMUM RATINGS (At TA = 25°C unless otherwise noted)

RATINGS	SYMBOL	HVM5	HVM8	HVM10	HVM12	HVM14	HVM15	HVM16	UNITS
Maximum Recurrent Peak Reverse Voltage	V _{RRM}	5	8	10	12	14	15	16	K Volts
Maximum RMS Voltage	V _{RMS}	3.5	5.6	7.0	8.4	9.8	10.5	11.2	K Volts
Maximum DC Blocking Voltage	V _{DC}	5	8	10	12	14	15	16	K Volts
Maximum Average Forward Rectified Current at TA = 50°C	I _o	350							mAmps
Peak Forward Surge Current 8.3 ms single half sine-wave superimposed on rated load (JEDEC method)	I _{FSM}	50							Amps
Typical Current Squared Time	I ² t	10.37							A ² /Sec
Operating and Storage Temperature Range	T _J , T _{STG}	-20 to + 150							°C

ELECTRICAL CHARACTERISTICS (At TA = 25°C unless otherwise noted)

CHARACTERISTICS	SYMBOL	HVM5	HVM8	HVM10	HVM12	HVM14	HVM15	HVM16	UNITS
Maximum Instantaneous Forward Voltage at 0.35A DC	V _F	8.0	14.0						Volts
Maximum DC Reverse Current at Rated DC Blocking Voltage	I _R	5.0						uAmps	

NOTES: 1. Enough heat sink must be considered in application.
2. Operating and Storage Temperature : -20°C to +150°C
3. Suffix " L " for Wire type.

RATING AND CHARACTERISTIC CURVES (HVM5 THRU HVM16)

FIG. 1 - TYPICAL FORWARD CURRENT DERATING CURVE

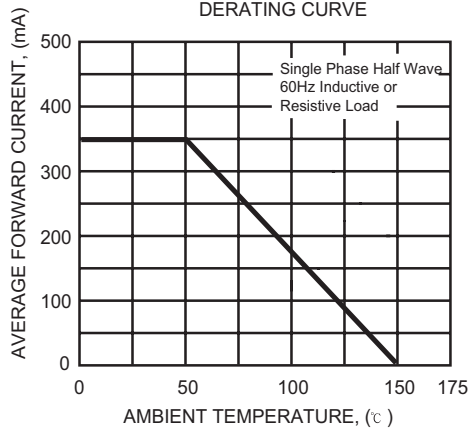


FIG. 2 - MAXIMUM NON-REPETITIVE FORWARD SURGE CURRENT

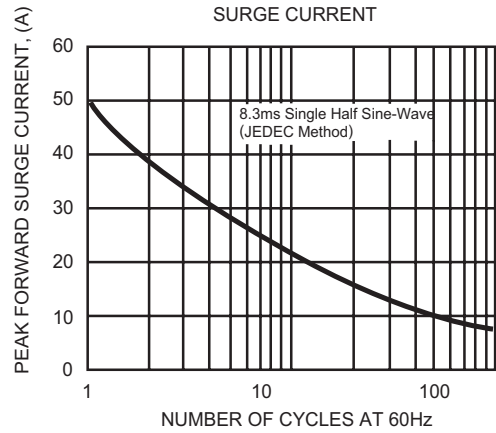


FIG. 3 - TYPICAL REVERSE CHARACTERISTICS

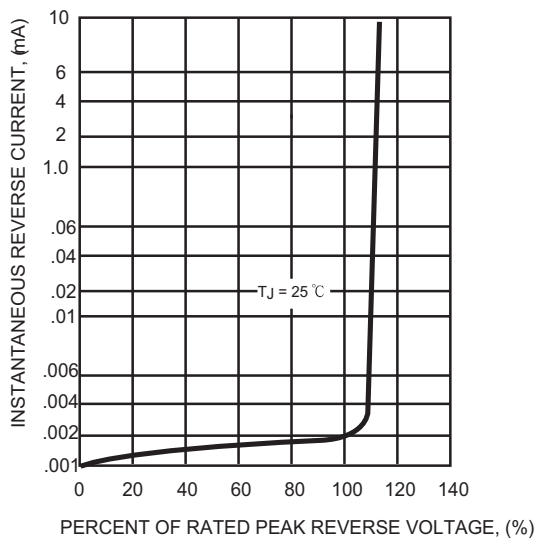
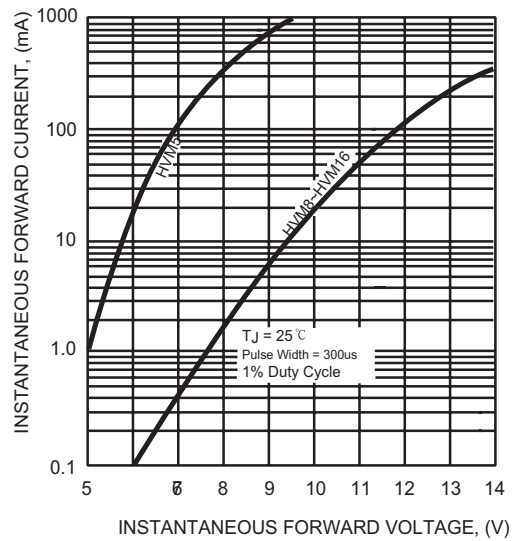


FIG. 4 - TYPICAL INSTANTANEOUS FORWARD CHARACTERISTICS





Attachment information about HVMXX

1. Internal Circuit



2. Marking on the body

1) Power Frequency Series:

01-----350 mA 04-----500 mA

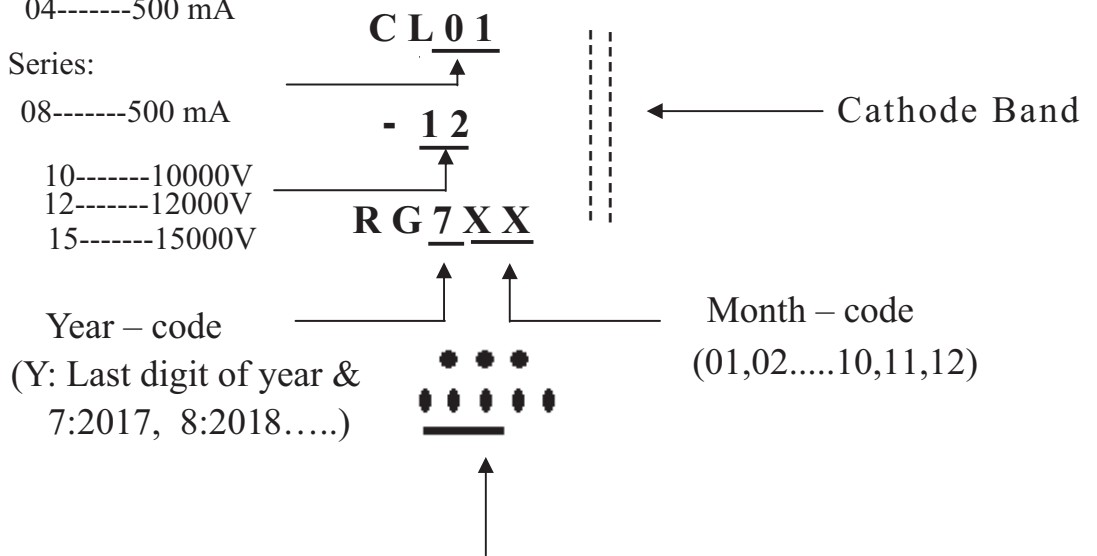
2) High Frequency Series:

03-----300 mA 08-----500 mA

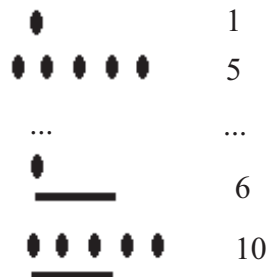
10-----10000V

12-----12000V

15-----15000V



Number of days





Number of month

- The first ten-day period of a month
- ● The middle ten-day period of a month
- ● ● The last ten-day period of a month

Looking for pricing, stock, or lifecycle information?

Click below to explore more details on WIN SOURCE:

-  [View HVM12 on WIN SOURCE](#)
-  [Rectron USA Information](#)

Optimize Your Supply Chain with WIN SOURCE Solutions

-  Global Sourcing Solution
-  Obsolete Management
-  Cost Control Management
-  Shortage Management
-  Alternative Solution
-  Excess Inventory Management