

GaAs MMIC SP4T NON-REFLECTIVE SWITCH, DC - 8 GHz

Typical Applications

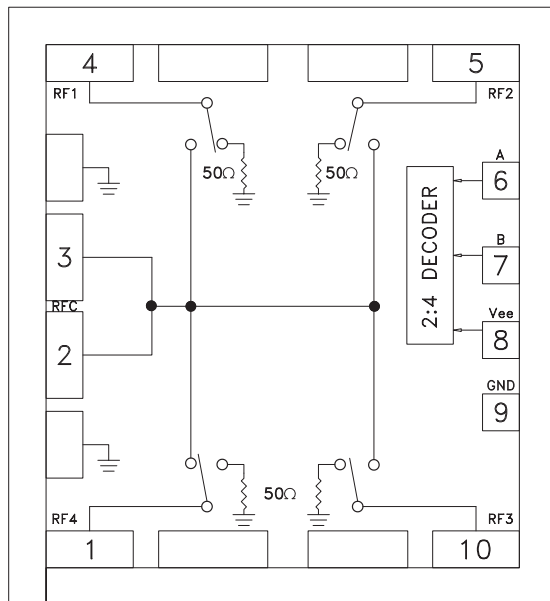
The HMC344 is ideal for:

- Telecom Infrastructure
- Microwave Radio & VSAT
- Military & Space
- Test Instrumentation

Features

- Broadband Performance: DC - 8 GHz
- Non-Reflective Topology
- Low Insertion Loss: 1.8 dB @ 6 GHz
- Integrated 2:4 TTL Decoder
- Small Size: 1.08 x 1.05 x 0.10 mm

Functional Diagram



General Description

The HMC344 is a broadband non-reflective GaAs MESFET SP4T switch chip. Covering DC to 8 GHz, this switch offers high isolation, low insertion loss, and a compact form factor. This switch also includes an on board binary decoder circuit which reduces the number of required logic control lines to two. The switch operates using a negative control voltage of 0/-5V, and requires a fixed bias of -5V. All data is tested with the chip in a 50 Ohm test fixture connected via 0.025 mm (1 mil) diameter wire bonds of minimal length 0.31 mm (12 mils). This SP4T switch is also available in SMT packaged form as the HMC344LC3.

Electrical Specifications, $T_A = +25^\circ\text{C}$, With 0/-5V Control, Vee = -5V, 50 Ohm System

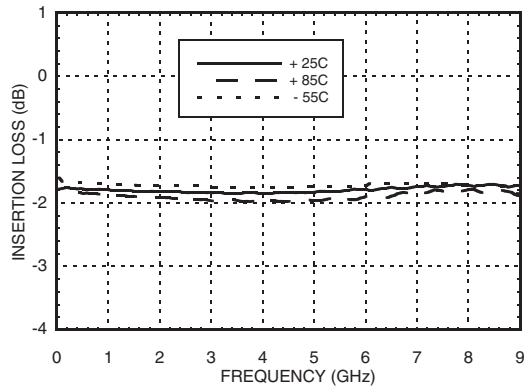
Parameter	Frequency	Min.	Typ.	Max.	Units
Insertion Loss	DC - 6.0 GHz		1.8	2.1	dB
	DC - 8.0 GHz		1.9	2.2	dB
Isolation	DC - 2.0 GHz	44	49		dB
	DC - 4.0 GHz	37	42		dB
	DC - 6.0 GHz	34	39		dB
	DC - 8.0 GHz	30	35		dB
Return Loss	"On State"	DC - 2.0 GHz	10	14	dB
		DC - 8.0 GHz	7	10	dB
Return Loss	"Off State"	DC - 8.0 GHz	7	10	dB
Input Power for 1 dB Compression	0.5 - 8.0 GHz	17	21		dBm
Input Third Order Intercept (Two-Tone Input Power = +7 dBm Each Tone)	0.5 - 8.0 GHz	37	40		dBm
Switching Characteristics tRISE, tFALL (10/90% RF) tON, tOFF (50% CTL to 10/90% RF)	DC - 8.0 GHz		35		ns
			150		ns

Information furnished by Analog Devices is believed to be accurate and reliable. However, no responsibility is assumed by Analog Devices for its use, nor for any infringements of patents or other rights of third parties that may result from its use. Specifications subject to change without notice. No license is granted by implication or otherwise under any patent or patent rights of Analog Devices. Trademarks and registered trademarks are the property of their respective owners.

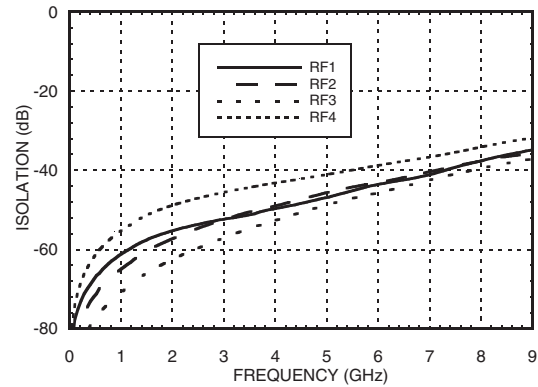
For price, delivery, and to place orders: Analog Devices, Inc., One Technology Way, P.O. Box 9106, Norwood, MA 02062-9106
Phone: 781-329-4700 • Order online at www.analog.com
Application Support: Phone: 1-800-ANALOG-D

**GaAs MMIC SP4T NON-REFLECTIVE
SWITCH, DC - 8 GHz**

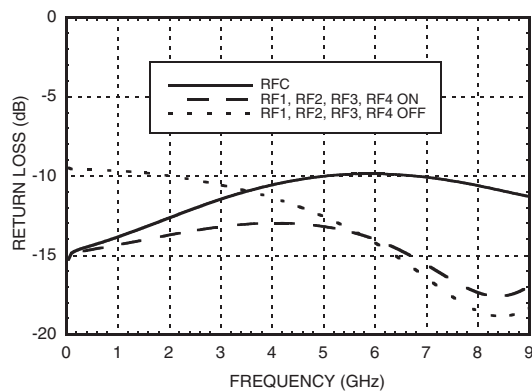
Insertion Loss vs. Temperature



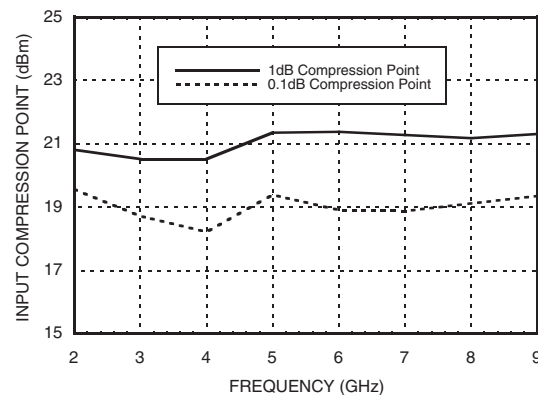
Isolation



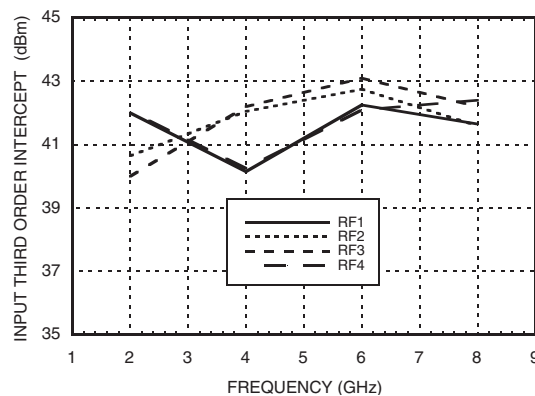
Return Loss



0.1 and 1 dB Input Compression Point



Input Third Order Intercept Point



Information furnished by Analog Devices is believed to be accurate and reliable. However, no responsibility is assumed by Analog Devices for its use, nor for any infringements of patents or other rights of third parties that may result from its use. Specifications subject to change without notice. No license is granted by implication or otherwise under any patent or patent rights of Analog Devices. Trademarks and registered trademarks are the property of their respective owners.

For price, delivery, and to place orders: Analog Devices, Inc., One Technology Way, P.O. Box 9106, Norwood, MA 02062-9106 Phone: 781-329-4700 • Order online at www.analog.com Application Support: Phone: 1-800-ANALOG-D

GaAs MMIC SP4T NON-REFLECTIVE SWITCH, DC - 8 GHz

Absolute Maximum Ratings

Bias Voltage Range (Vee)	-7V
Control Voltage Range (A & B)	Vee -0.5V to +1V
Channel Temperature	150 °C
Thermal Resistance (Insertion Loss Path)	143 °C/W
Thermal Resistance (Terminated Path)	1,030 °C/W
Storage Temperature	-65 to +150 °C
Operating Temperature	-55 to +85 °C
Maximum Input Power	+24 dBm
ESD Sensitivity (HBM)	Class 1A

Truth Table

Control Input		Signal Path State
A	B	RF COM to:
High	High	RF1
Low	High	RF2
High	Low	RF3
Low	Low	RF4

Bias Voltage & Current

Vee Range = -5 Vdc ±10%		
Vee (V)	I _{dd} (Typ) (mA)	I _{dd} (Max) (mA)
-5	3	6



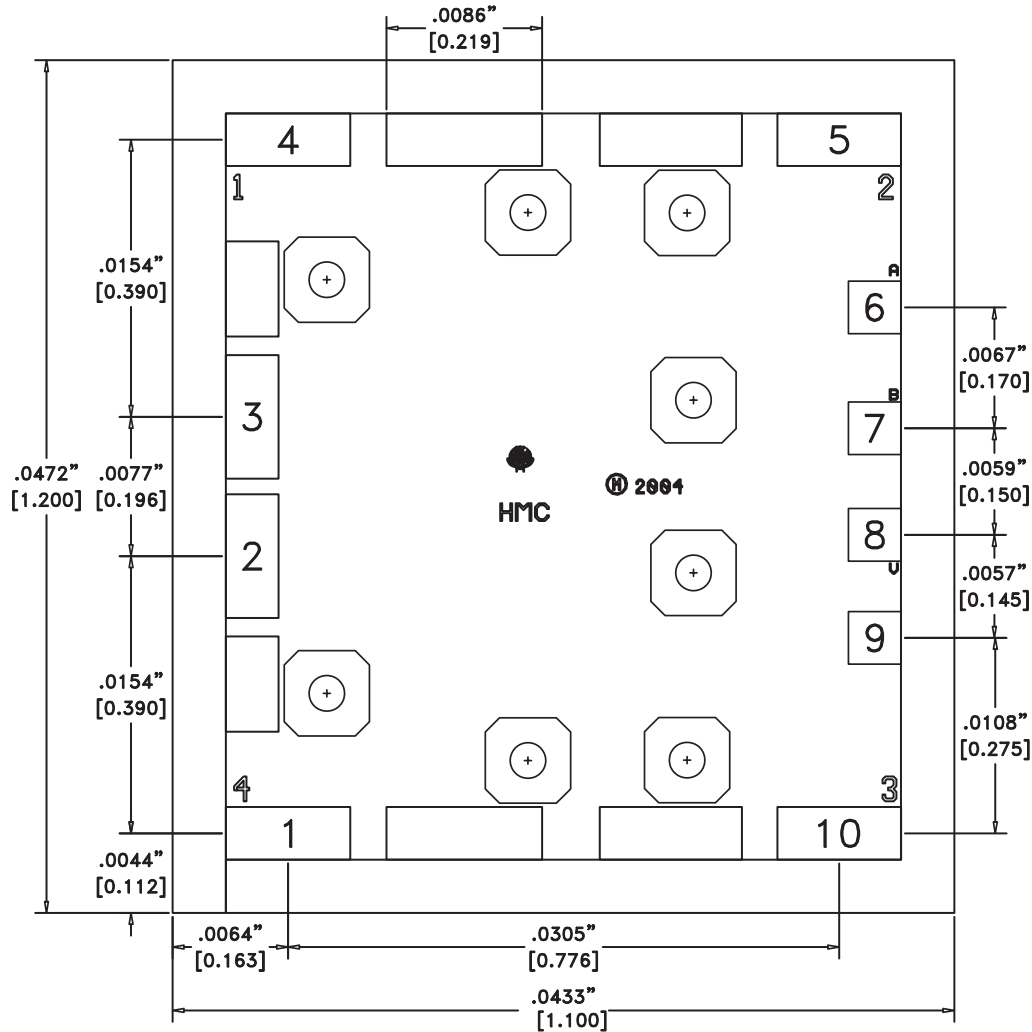
ELECTROSTATIC SENSITIVE DEVICE
OBSERVE HANDLING PRECAUTIONS

TTL/CMOS Control Voltages

State	Bias Condition
Low	-3V to 0 Vdc @ 60 uA Typ.
High	-5 to 4.2 Vdc @ 5 uA Typ.

GaAs MMIC SP4T NON-REFLECTIVE SWITCH, DC - 8 GHz

Outline Drawing



Die Packaging Information [1]

Standard	Alternate
WP-2 (Waffle Pack)	[2]

[1] Refer to the "Packaging Information" section for die packaging dimensions.

[2] For alternate packaging information contact Hittite Microwave Corporation.

NOTES:

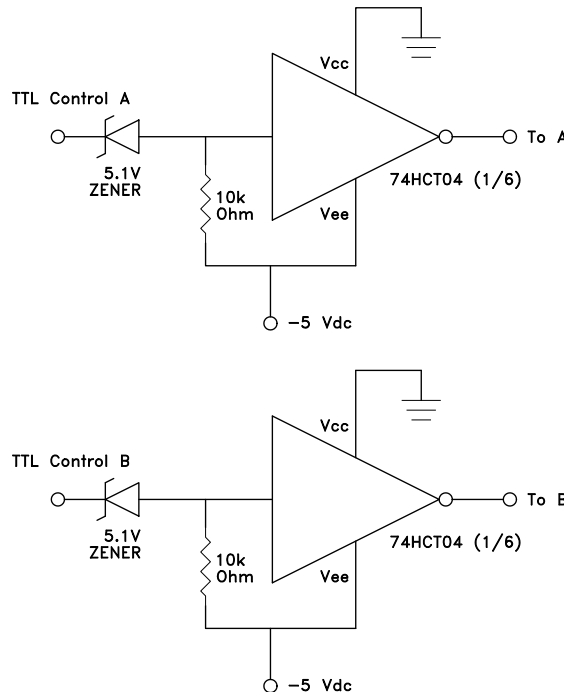
1. DIMENSIONS IN INCHES [MILLIMETERS].
2. DIE THICKNESS IS 0.004".
3. TYPICAL BOND PAD IS 0.004" SQUARE.
4. TYPICAL BOND PAD SPACING IS 0.006" CENTER TO CENTER.
5. BOND PAD METALLIZATION: GOLD.
6. BACKSIDE METALLIZATION: GOLD.
7. BACKSIDE METAL IS GROUND.
8. NO CONNECTION REQUIRED FOR UNLABELED BOND PADS.

**GaAs MMIC SP4T NON-REFLECTIVE
SWITCH, DC - 8 GHz**

Pad Descriptions

Pad Number	Function	Description	Interface Schematic
1, 2, 3, 4, 5, 10	RF4, RFC, RF1, RF2, RF3	These pads are DC coupled and matched to 50 Ohms. Blocking capacitors are required.	
6	A	See truth table and control voltage table.	
7	B	See truth table and control voltage table.	
8	Vee	Supply Voltage -5.0 Vdc ±10%	
9, Die Bottom	GND	Die bottom and pad must be connected to RF/DC ground.	

TTL Interface Circuit



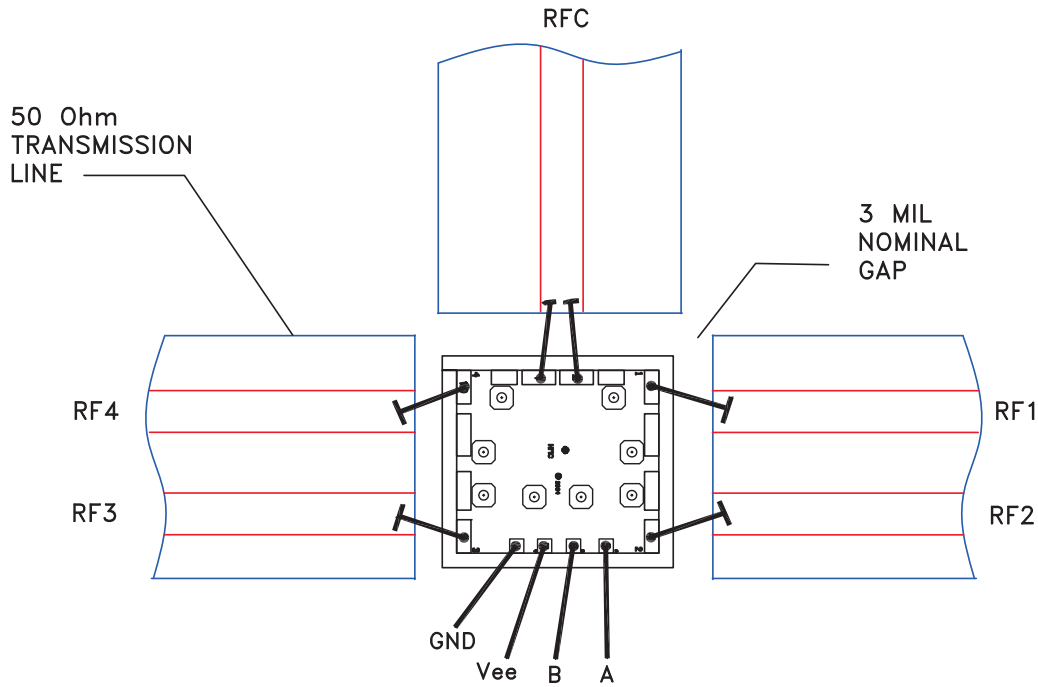
Note:
Control inputs A and B can be driven directly with TTL logic with -5 Volts applied to the HCT logic gates Vee pin and to Vee (pad) of the RF Switch.

Information furnished by Analog Devices is believed to be accurate and reliable. However, no responsibility is assumed by Analog Devices for its use, nor for any infringements of patents or other rights of third parties that may result from its use. Specifications subject to change without notice. No license is granted by implication or otherwise under any patent or patent rights of Analog Devices. Trademarks and registered trademarks are the property of their respective owners.

For price, delivery, and to place orders: Analog Devices, Inc., One Technology Way, P.O. Box 9106, Norwood, MA 02062-9106 Phone: 781-329-4700 • Order online at www.analog.com Application Support: Phone: 1-800-ANALOG-D



**GaAs MMIC SP4T NON-REFLECTIVE
SWITCH, DC - 8 GHz**

Assembly Diagram



Looking for pricing, stock, or lifecycle information?

Click below to explore more details on WIN SOURCE:

-  [View HMC344 on WIN SOURCE](#)
-  [Analog Devices Inc. Information](#)

Optimize Your Supply Chain with WIN SOURCE Solutions

-  Global Sourcing Solution
-  Obsolete Management
-  Cost Control Management
-  Shortage Management
-  Alternative Solution
-  Excess Inventory Management