




THE DATASHEET OF GBU2510



GBU25005 THRU GBU2510

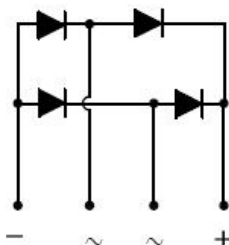
Single-Phase 25.0A Glass Passivated Bridge Rectifier



Features

- Glass passivated die construction
- Low forward voltage drop
- High current capability
- High surge current capability
- Plastic material-UL flammability 94V-0
- This is a Pb – Free Device
- All SMC parts are traceable to the wafer lot
- Additional testing can be offered upon request

Circuit Diagram



Mechanical Data

- Case: GBU, Molded plastic
- Terminals: Plated leads solderable per MIL-STD-202, Method 208
- Polarity: as marked on case
- Mounting Position: Any
- Lead Free: For RoHS / Lead Free Version

Maximum Ratings: @T_A=25°C unless otherwise specified

Single Phase, half wave, 60Hz, resistive or inductive load. For capacitive load, derate current by 20%.

Type Number	Symbol	GBU 25005	GBU 2501	GBU 2502	GBU 2504	GBU 2506	GBU 2508	GBU 2510	Units
Peak Repetitive Reverse Voltage Working Peak Reverse Voltage DC Blocking Voltage	V _{RRM} V _{RWM} V _{DC}	50	100	200	400	600	800	1000	V
RMS Reverse Voltage	V _{RMS}	35	70	140	280	420	560	700	V
Average forward rectified output current (with heatsink) @T _C =90°C (without heatsink)	I _O	25 3.6							A
Non-Repetitive Peak Forward Surge Current 8.3ms Single half sine-wave superimposed on rated load (JEDEC Method)	I _{FSM}	350							A
I ² t Rating for fusing (t < 8.3ms)	I ² t	508.357							A ² s

Electrical Characteristics: @T_A=25°C unless otherwise specified

Type Number	Symbol	GBU 25005	GBU 2501	GBU 2502	GBU 2504	GBU 2506	GBU 2508	GBU 2510	Units	
Forward Voltage (per element) @I _F =12.5A	V _F					1.0				V
Peak Reverse Current @T _A = 25°C At Rated DC Blocking Voltage @T _A = 125°C	I _{RM}					5.0 200				μA
Typical Junction Capacitance(per leg) (Note 1)	C _J					110				pF

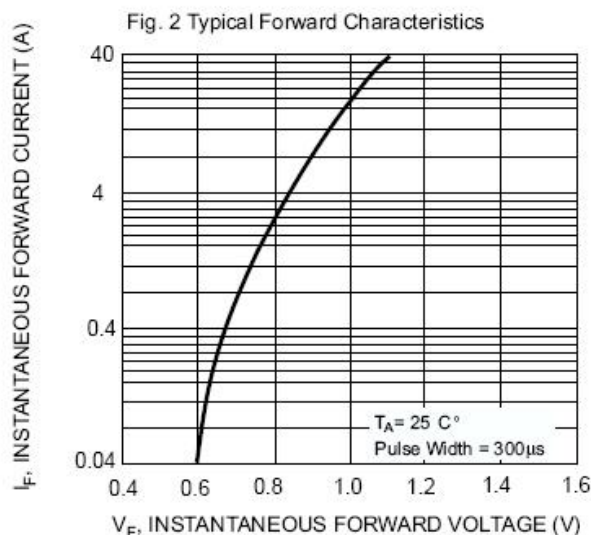
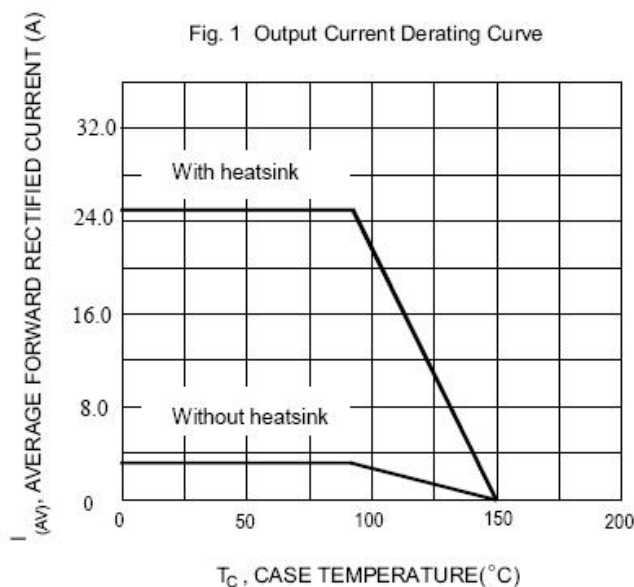
* Pulse width < 300 μs, duty cycle < 2%

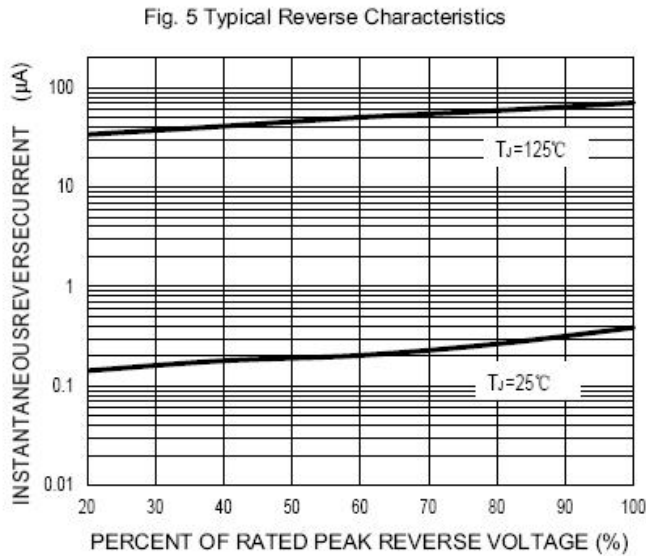
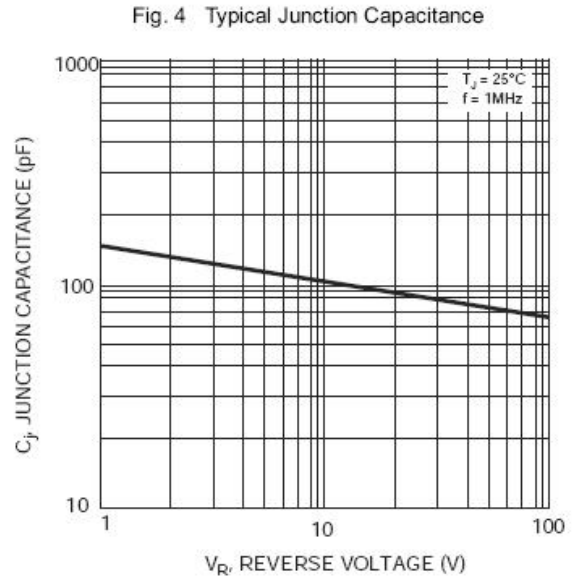
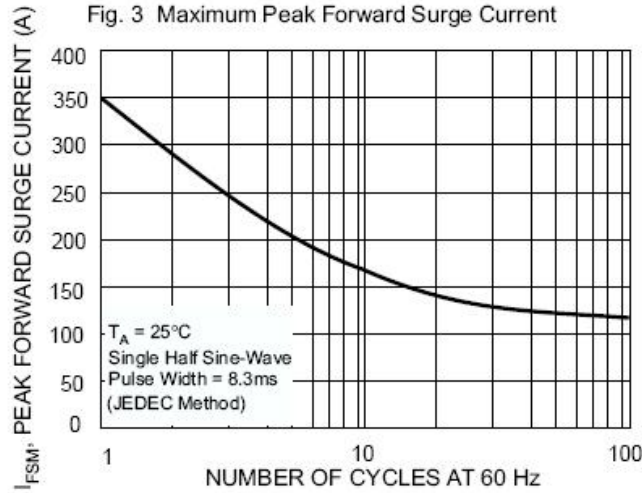
Thermal-Mechanical Specifications: @T_A=25°C unless otherwise specified

Type Number	Symbol	GBU 25005	GBU 2501	GBU 2502	GBU 2504	GBU 2506	GBU 2508	GBU 2510	Units	
Typical Thermal Resistance	R _{θJA}					28				°C/W
	R _{θJC}					8.7				
	R _{θJL}					5.3				
Operating and Storage Temperature Range	T _J , T _{STG}					-55 to +150				°C

Note: 1. Measured at 1.0 MHz and applied reverse voltage of 4.0V D.C.

Ratings and Characteristics Curves



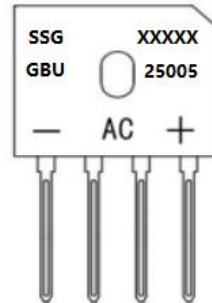


Ordering Information

Device	Package	Plating	Shipping
GBU25005 THRU GBU2510	GBU (Pb-Free)	Pure Sn	20pcs / tube

For information on tape and reel specifications, including part orientation and tape sizes, please refer to our tape and reel packaging specification.

Marking Diagram

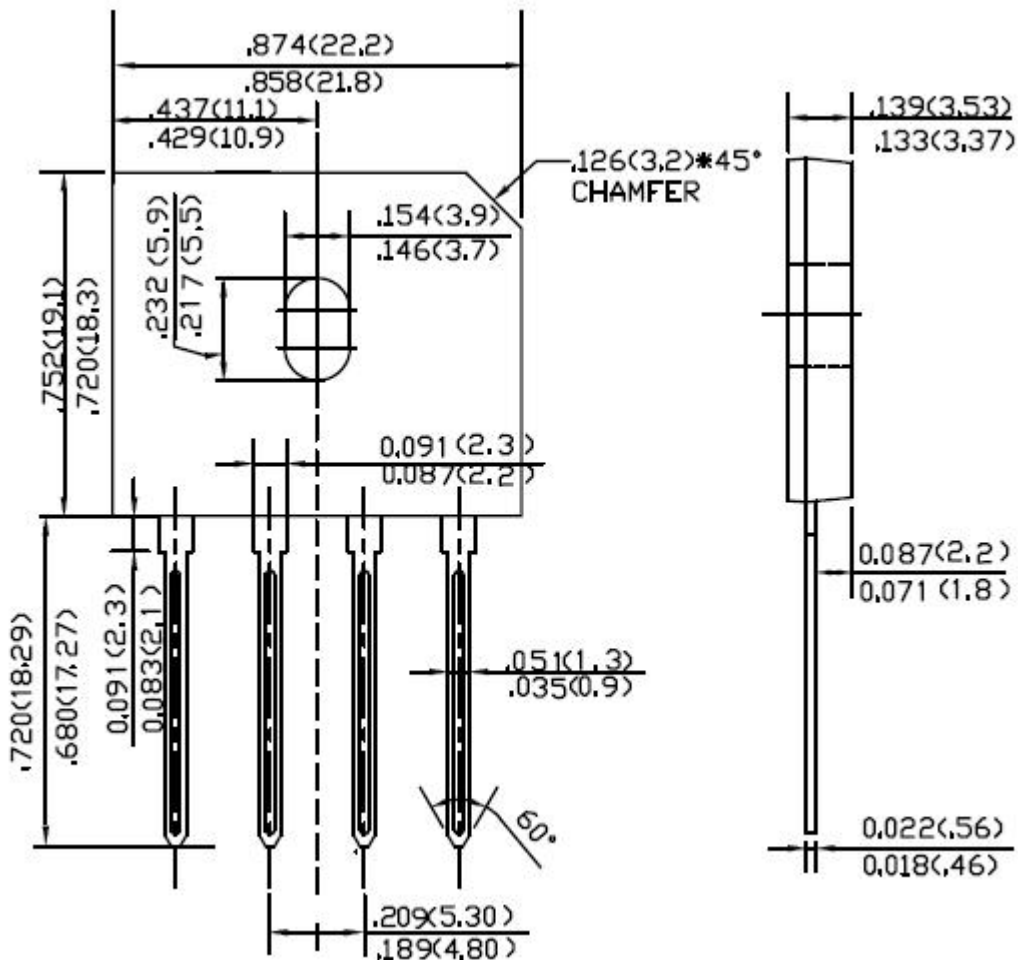


Where XXXXX is YYWWL

SSG = SSG
YY = Year
WW = Week
L = Lot Number
GBU25005 = Type Number

Cautions: Molding resin
Epoxy resin UL:94V-0

Mechanical Dimensions GBU (Inches/Millimeters)







DISCLAIMER:

- 1- The information given herein, including the specifications and dimensions, is subject to change without prior notice to improve product characteristics. Before ordering, purchasers are advised to contact the SMC Diode Solutions sales department for the latest version of the datasheet(s).
- 2- In cases where extremely high reliability is required (such as use in nuclear power control, aerospace and aviation, traffic equipment, medical equipment, and safety equipment), safety should be ensured by using semiconductor devices that feature assured safety or by means of users' fail-safe precautions or other arrangement.
- 3- In no event shall SMC Diode Solutions be liable for any damages that may result from an accident or any other cause during operation of the user's units according to the datasheet(s). SMC Diode Solution assumes no responsibility for any intellectual property claims or any other problems that may result from applications of information, products or circuits described in the datasheets.
- 4- In no event shall SMC Diode Solutions be liable for any failure in a semiconductor device or any secondary damage resulting from use at a value exceeding the absolute maximum rating.
- 5- No license is granted by the datasheet(s) under any patents or other rights of any third party or SMC Diode Solutions.
- 6- The datasheet(s) may not be reproduced or duplicated, in any form, in whole or part, without the expressed written permission of SMC Diode Solutions.
- 7- The products (technologies) described in the datasheet(s) are not to be provided to any party whose purpose in their application will hinder maintenance of international peace and safety nor are they to be applied to that purpose by their direct purchasers or any third party. When exporting these products (technologies), the necessary procedures are to be taken in accordance with related laws and regulations.

Looking for pricing, stock, or lifecycle information?

Click below to explore more details on WIN SOURCE:

-  [View GBU2510 on WIN SOURCE](#)
-  [SMC Diode Solutions](#) Information

Optimize Your Supply Chain with WIN SOURCE Solutions

-  Global Sourcing Solution
-  Obsolete Management
-  Cost Control Management
-  Shortage Management
-  Alternative Solution
-  Excess Inventory Management