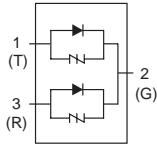




**THE DATASHEET OF
P0721CA2**



Twin SLIC Protector



Subscriber Line Interface Circuits (SLIC) are highly susceptible to transient voltages, such as lightning and power cross conditions. To minimize this threat, Littelfuse provides this dual-chip, fixed-voltage SLIC protector device.

For specific design criteria, see details in Figure 3.29.

Electrical Parameters

Part Number *	V _{DRM} Volts	V _S Volts	V _T Volts	V _F Volts	I _{DRM} μAmps	I _S mAmps	I _T Amps	I _H mAmps	C _O pF
	Pins 1-2, 3-2								
P0641CA2	58	77	4	5	5	800	1	120	60
P0721CA2	65	88	4	5	5	800	1	120	60
P0901CA2	75	98	4	5	5	800	1	120	60
P1101CA2	95	130	4	5	5	800	1	120	60
P1701CA2	160	200	4	5	5	800	1	120	70

* For surge ratings, see table below.

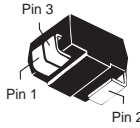
General Notes:

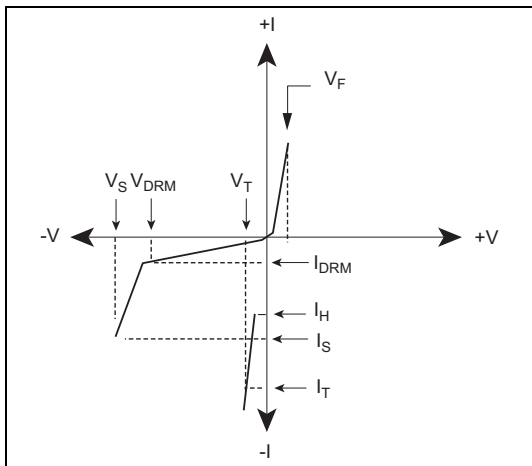
- All measurements are made at an ambient temperature of 25 °C. I_{PP} applies to -40 °C through +85 °C temperature range.
- I_{PP} is a repetitive surge rating and is guaranteed for the life of the product.
- V_{DRM} is measured at I_{DRM}.
- V_S and V_F are measured at 100 V/μs.
- Special voltage (V_S and V_{DRM}) and holding current (I_H) requirements are available upon request.
- Off-state capacitance (C_O) is measured across pins 1-2 or 3-2 at 1 MHz with a 2 V bias. Capacitance across pins 1-3 is approximately half.
- Parallel capacitive loads may affect electrical parameters.
- Compliance with GR 1089 or UL 60950 power cross tests may require special design considerations. Contact the factory for further information.

Surge Ratings (Preliminary Data)

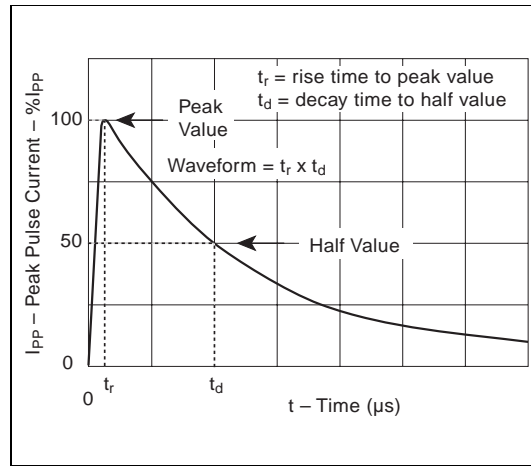
Series	I _{PP} 2x10 μs Amps	I _{PP} 8x20 μs Amps	I _{PP} 10x160 μs Amps	I _{PP} 10x560 μs Amps	I _{PP} 10x1000 μs Amps	I _{TSM} 60 Hz Amps	di/dt Amps/μs
A	150	150	90	50	45	20	500

Thermal Considerations

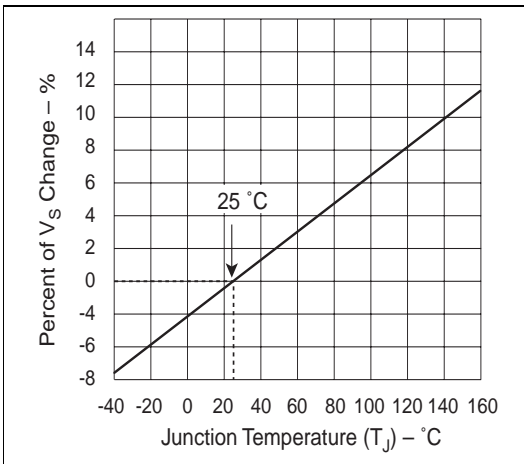
Package	Symbol	Parameter	Value	Unit
Modified DO-214AA 	T_J	Operating Junction Temperature Range	-40 to +150	$^{\circ}\text{C}$
	T_S	Storage Temperature Range	-65 to +150	$^{\circ}\text{C}$
	$R_{\theta JA}$	Thermal Resistance: Junction to Ambient	85	$^{\circ}\text{C/W}$



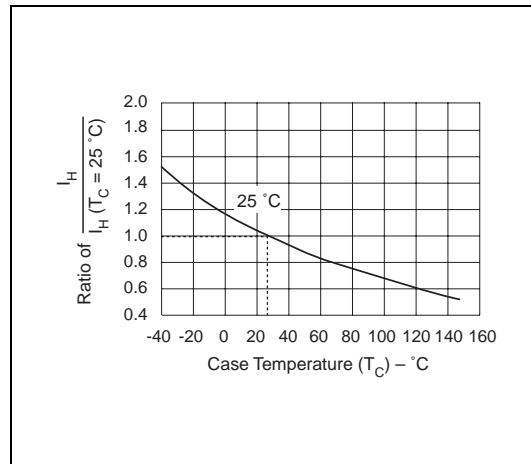
V-I Characteristics



$t_r \times t_d$ Pulse Wave-form



Normalized V_S Change versus Junction Temperature



Normalized DC Holding Current versus Case Temperature

Data Sheets

Looking for pricing, stock, or lifecycle information?

Click below to explore more details on WIN SOURCE:

 [View P0721CA2 on WIN SOURCE](#)

 [Littelfuse Inc. Information](#)

Optimize Your Supply Chain with WIN SOURCE Solutions

-  Global Sourcing Solution
-  Obsolete Management
-  Cost Control Management
-  Shortage Management
-  Alternative Solution
-  Excess Inventory Management