



THE DATASHEET OF 9025



INSULATED PC SPACERS/SUPPORTS

- Board will be electrically insulated, eliminates need for insulating washers
- Easy snap-in assembly
- No tool required for installation
- Designed for .062 (1.57) thick boards

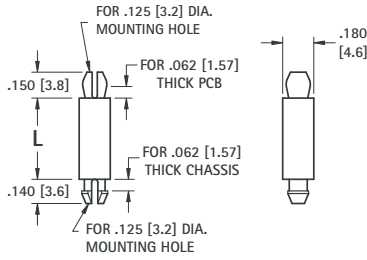
- One piece design eliminates the need for additional screws and nuts
- Slim design frees up board space

.125 (3.2)

TENSION-FIT



- One end permanently attaches to chassis
- Other end secures board with tension fit.
- Board easily releasable for repairs or upgrades



CAT. NO.	L LENGTH
8879	.125 (3.2)
8880	.187 (4.7)
8881	.250 (6.4)
8882	.375 (9.5)
8883	.500 (12.7)
8884	.625 (15.9)
8885	.750 (19.1)
8886	.875 (22.2)
8887	1.000 (25.4)

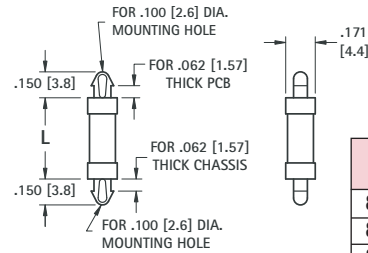
MATERIAL: Nylon 6/6, UL Rated 94V-0

.100 (2.6)

EASY LOCK-IN



- Both ends permanently attach to chassis and board
- Teardrop style mounting end eases assembly
- Low protrusion above board and under chassis



CAT. NO.	L LENGTH
8888	.125 (3.2)
8889	.187 (4.7)
8890	.250 (6.4)
8891	.375 (9.5)
8892	.500 (12.7)
8893	.625 (15.9)

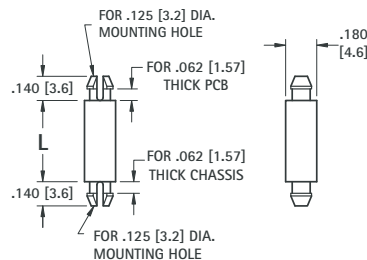
MATERIAL: Nylon 6/6, UL Rated 94V-0

.125 (3.2)

LOCK-IN



- Both ends permanently attach to chassis and board
- Secure mounting end design allows for taller spacing



CAT. NO.	L LENGTH
9018	.125 (3.2)
9019	.187 (4.7)
9020	.250 (6.4)
9021	.375 (9.5)
9022	.500 (12.7)
9023	.625 (15.9)
9024	.750 (19.1)
9025	.875 (22.2)
9026	1.000 (25.4)

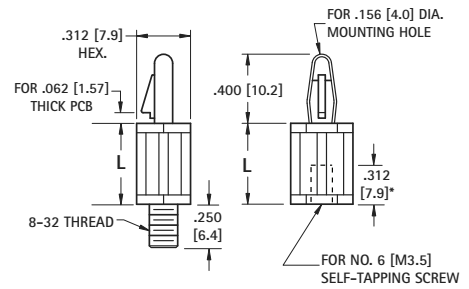
MATERIAL: Nylon 6/6, UL Rated 94V-0

.156 (4.0)

THREADED



THREAD



- One end attaches to chassis with screw or tapped hole
- Other end snap locks onto .062 (1.6) board
- Board is releasable for easy repair or upgrades

MALE CAT. NO.	L LENGTH	FEMALE CAT. NO.
9048	.250 (6.4)	9041
9049	.375 (9.5)	9042
9050	.500 (12.7)	9043
9051	.625 (15.9)	9044
9052	.750 (19.1)	9045
9053	.875 (22.2)	9046
9054	1.000 (25.4)	9047

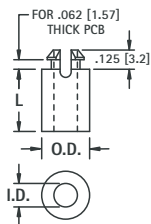
MATERIAL: Nylon 6/6, UL Rated 94V-0

THRU HOLE SPACERS

One end locks into panel. Clear hole designs for #4, #6 or #8 screw.



- Base has larger surface area. Will not deform under heavy pre-load.



CAT. NO.	L LENGTH	Outside Diameter	Inside Diameter	Mounting Hole	Screw Size
9027	.125 (3.2)				
9028	.187 (4.7)				
9029	.250 (6.4)	.260	.125 (3.2)	.187 (4.7)	#4
9030	.375 (9.5)	(6.6)			
9031	.500 (12.7)				
9032	.625 (15.9)				
9033	.250 (6.4)				
9034	.375 (9.5)	.281 (7.1)	.153 (3.9)	.234 (5.9)	#6
9035	.500 (12.7)				
9036	.625 (15.9)				
9037	.250 (6.4)				
9038	.375 (9.5)	.281 (7.1)	.169 (4.3)	.234 (5.9)	#8
9039	.500 (12.7)				
9040	.625 (15.9)				

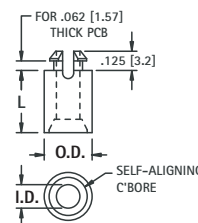
MATERIAL: Nylon 6/6, UL Rated 94V-0

STACKING SPACERS

One end locks into panel. Clear hole designs for #4, #6 or #8 screw.



- Spacers can be stacked for multiple level PC board applications
- Self-aligning





CAT. NO.	L LENGTH	Outside Diameter	Inside Diameter	Mounting Hole	Screw Size
8829	.125 (3.2)				
8830	.187 (4.7)				
8831	.250 (6.4)	.260	.125 (3.2)	.187 (4.7)	#4
8832	.375 (9.5)	(6.6)			
8833	.500 (12.7)				
8834	.625 (15.9)				
8835	.250 (6.4)				
8836	.375 (9.5)	.312 (7.9)	.153 (3.9)	.234 (5.9)	#6
8837	.500 (12.7)				
8838	.625 (15.9)				
8839	.250 (6.4)				
8840	.375 (9.5)	.312 (7.9)	.169 (4.3)	.234 (5.9)	#8
8841	.500 (12.7)				
8842	.625 (15.9)				

MATERIAL: Nylon 6/6, UL Rated 94V-0

Looking for pricing, stock, or lifecycle information?

Click below to explore more details on WIN SOURCE:

-  [View 9025 on WIN SOURCE](#)
-  [Keystone Electronics](#) Information

Optimize Your Supply Chain with WIN SOURCE Solutions

-  Global Sourcing Solution
-  Obsolete Management
-  Cost Control Management
-  Shortage Management
-  Alternative Solution
-  Excess Inventory Management