



**THE DATASHEET OF  
0783FB15A0100E**



# "High Frequency Ceramic Solutions"

50Ω:100Ω 783MHz RF Balun + Integrated Filter

P/N 0783FB15A0100

Detail Specification: 03/12/09

Page 1 of 2

## General Specifications

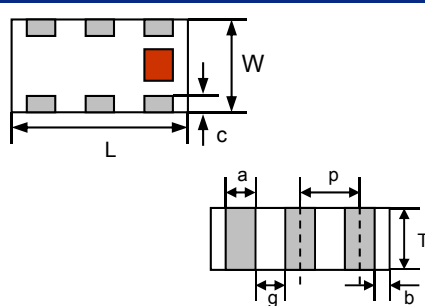
Part Number	0783FB15A0100
Frequency (MHz)	779 - 787
Unbalanced Impedance	50 Ω
Balanced Impedance	100 Ω
Insertion Loss	1.5 dB max.
Return Loss	10 dB min.
Phase Difference	180° ± 15
Amplitude Difference	2.0 dB max.

Attenuation	30 dB min.@ 2Fo
	30 dB min.@ 3Fo
	30 dB min.@ 4Fo
Operating Temperature	-40 to +85°C
Recommended Storage Conditions*	+5 to +35°C, Humidity: 45-75%RH, 18 mos. Max
Input Power	2 Watts max.
Reel Quantity	4,000

\* 18 months in vacuum sealed bag and 1 week cumulative after opened.

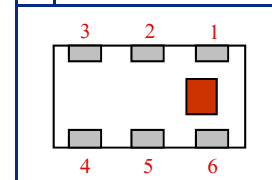
## Mechanical Dimensions

	In	mm
L	0.079 ± 0.004	2.00 ± 0.10
W	0.049 ± 0.004	1.25 ± 0.10
T	0.028 ± 0.004	0.70 ± 0.10
a	0.012 ± 0.004	0.30 ± 0.10
b	0.008 ± 0.004	0.20 ± 0.10
c	0.012 +.004/-0.008	0.30 +0.1/-0.2
g	0.014 ± 0.004	0.35 ± 0.10
p	0.026 ± 0.002	0.65 ± 0.05



## Terminal Configuration

No.	Function
1	Unbalanced Port
2	GND
3	Balanced Port
4	Balanced Port
5	GND
6	GND

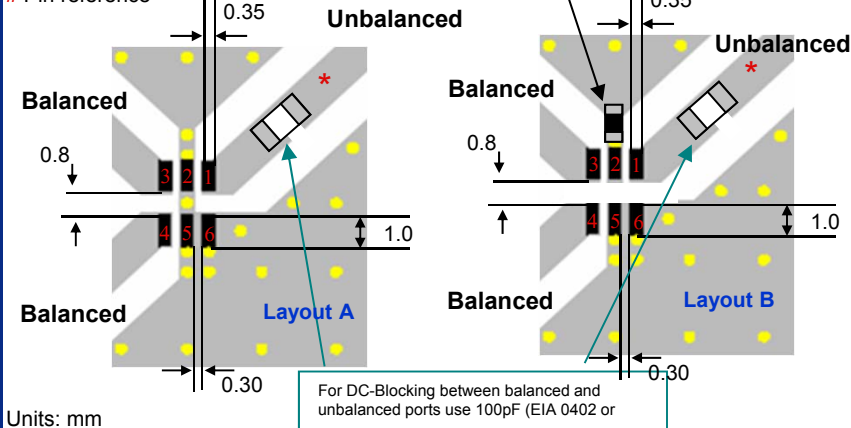


For DC Connections, go to Page 2

## Mounting Considerations

\* Line width should be designed to match 50 Ω characteristic impedance, depending on PCB material and thickness.

# Pin reference



- Solder
- Land
- Through-hole (φ 0.3)

Layout A is recommended for all sub 1 GHz designs

Layout B can be used as an alternative when sharing same land pattern with 2.45GHz designs. Refer to p/n:2450FB15A0100 or 2450FB15L0001

Johanson Technology, Inc. reserves the right to make design changes without notice.

All sales are subject to Johanson Technology, Inc. terms and conditions.



[www.johansontechnology.com](http://www.johansontechnology.com)

4001 Calle Tecate • Camarillo, CA 93012 • TEL 805.389.1166 FAX 805.389.1821

2009 Johanson Technology, Inc. All Rights Reserved

# "High Frequency Ceramic Solutions"

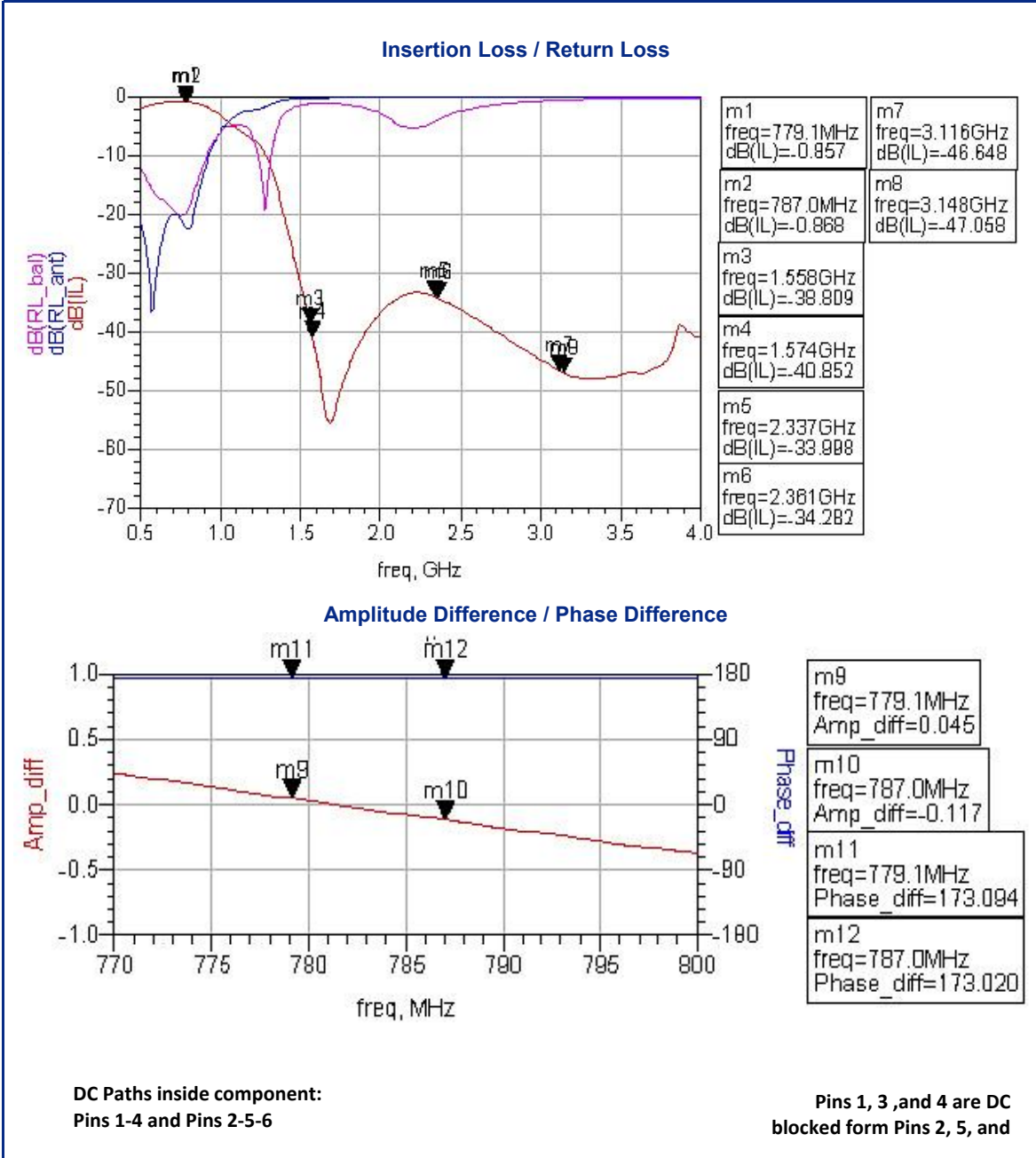
50Ω:100Ω 783MHz RF Balun + Integrated Filter

P/N 0783FB15A0100

Detail Specification: 03/12/09

Page 2 of 2

## Typical Electrical Performance (T=25°C)



Johanson Technology, Inc. reserves the right to make design changes without notice.

All sales are subject to Johanson Technology, Inc. terms and conditions.



[www.johansontechnology.com](http://www.johansontechnology.com)

4001 Calle Tecate • Camarillo, CA 93012 • TEL 805.389.1166 FAX 805.389.1821

2009 Johanson Technology, Inc. All Rights Reserved

## Looking for pricing, stock, or lifecycle information?

Click below to explore more details on WIN SOURCE:

 [View 0783FB15A0100E on WIN SOURCE](#)

 [Johanson Technology Inc. Information](#)

## Optimize Your Supply Chain with WIN SOURCE Solutions

-  Global Sourcing Solution
-  Obsolete Management
-  Cost Control Management
-  Shortage Management
-  Alternative Solution
-  Excess Inventory Management