



**THE DATASHEET OF**  
**3010**



# THRU HOLE (THM) & SURFACE MOUNT (SMT) COIN CELL RETAINERS

- Compatible with all wave and reflow operations
- Solder tails located outside of retainer body which facilitates visual inspection of the solder joints
- Flow-hole solder tail designed for increased joint strength
- Compatible with most vacuum and mechanical pick & place assembly systems
- Matte Tin Plate for lower soldering temperatures ideal where other temperature sensitive components are being used
- Tin-Nickel plated retainers are ideal for lead free, high temperature soldering applications
- All conductive polystyrene carrier tape meets ANSI/EIA-481 standards

## SURFACE MOUNT (SMT)

AVAILABLE ON TAPE AND REEL

- All conductive polystyrene carrier tape meets ANSI/EIA-481 standards

MATERIAL: .010 (.25) Phosphor Bronze

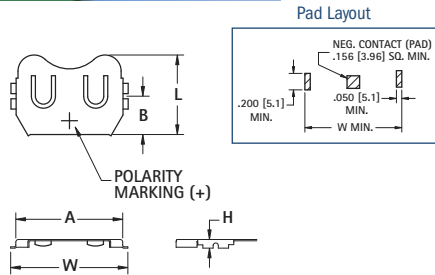



FIG. 1 - Ultra Low

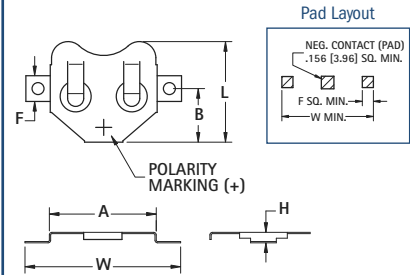


FIG. 2 - Compact

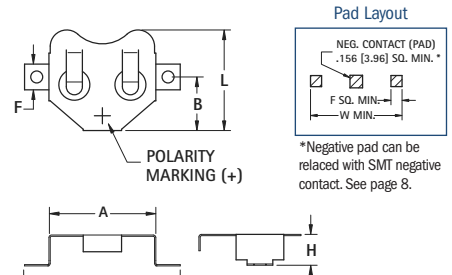


FIG. 3 - Low Profile

TIN-NICKEL PLATE		MATTE TIN PLATE		FIG.	A	B	F	H	L	W	CELL DIA.	BATTERY REFERENCE	TAPE & REEL SPEC'S
CAT. NO. BULK	ON TAPE & REEL	CAT. NO. BULK	ON TAPE & REEL										
3000	3000TR	3080	3080TR	3	.520 (13.2)	.265 (6.7)	.125 (3.2)	.125 (3.2)	.475 (12.1)	.745 (18.9)	12mm	CR1216, BR1220, DL1225, SR1120, D381, 391, 191	32mm wide; 16mm pitch; 1000/reel
3012	3012TR	3092	3092TR	3	.664 (16.9)	.344 (8.7)	.125 (3.2)	.156 (4.0)	.594 (15.1)	.914 (23.2)	16mm	BR1612, CR1616, CR1620, DL1632	44mm wide; 24mm pitch; 600/reel
3028	3028TR	3038	3038TR	1	.831 (21.1)	.298 (7.6)	-	.067 (1.7)	.618 (15.7)	.911 (23.1)	20mm	BR2012, CR2012, DL2012	44mm wide; 24mm pitch; 1000/reel
3026	3026TR	3078	3078TR	2	.831 (21.1)	.416 (10.6)	.200 (5.1)	.085 (2.2)	.782 (19.9)	1.210 (30.7)	20mm	BR2016, CR2016, DL2016	44mm wide; 24mm pitch; 1000/reel
3034*	3034TR*	3044	3044TR	1	.835 (21.2)	.291 (7.4)	-	.160 (4.1)	.635 (16.1)	0.915 (23.1)	20mm	DL2020, CR2025, CR2032	44mm wide; 24mm pitch; 1000/reel
3002	3002TR	3082	3082TR	3	.831 (21.1)	.416 (10.6)	.200 (5.1)	.156 (4.0)	.782 (19.9)	1.210 (30.7)	20mm	BR2016, DL2020, CR2025, CR2032	44mm wide; 24mm pitch; 500/reel
3004	3004TR	3084	3084TR	3	.939 (23.9)	.475 (12.1)	.200 (5.1)	.156 (4.0)	.832 (21.1)	1.339 (34.0)	23mm	BR2320, DL2325, CR2330, DL2335	56mm wide; 32mm pitch; 400/reel
3010	3010TR	3090	3090TR	3	.939 (23.9)	.475 (12.1)	.200 (5.1)	.240 (6.1)	.819 (20.8)	1.339 (34.0)	23mm	CR2354, DL2354	56mm wide; 32mm pitch; 200/reel
3032	3032TR	3042	3042TR	1	1.000 (25.4)	.313 (8.0)	-	.067 (1.7)	.681 (17.3)	1.080 (27.4)	24mm	BR2412, CR2412	44mm wide, 24mm pitch, 1000/reel
3006	3006TR	3086	3086TR	2	1.000 (25.4)	.506 (12.9)	.200 (5.1)	.156 (4.0)	.918 (23.3)	1.400 (35.6)	24mm	CR2430, DL2430	56mm wide; 32mm pitch; 400/reel
3008	3008TR	3088	3088TR	3	1.000 (25.4)	.506 (12.9)	.200 (5.1)	.230 (5.8)	.890 (22.6)	1.400 (35.6)	24mm	CR2450, DL2450	56mm wide; 32mm pitch; 200/reel

\* Nickel Plate

## THRU HOLE MOUNT (THM)

- Snap-in legs maintain relative position during and after soldering
- Compatible with wave solder applications

MATERIAL: .010 (.25) Phosphor Bronze, Tin-Nickel Plate

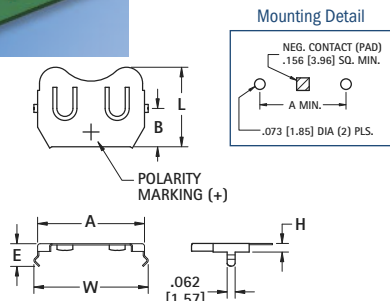



FIG. 4 - Ultra Low

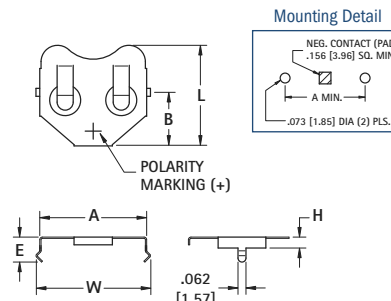


FIG. 5 - Compact

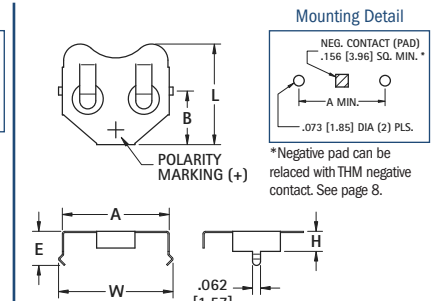




FIG. 6 - Low Profile







CAT. NO.	FIG.	A	B	E	H	L	W	CELL DIA.	BATTERY REFERENCE
3001	6	.520 (13.2)	.265 (6.7)	.210 (5.3)	.118 (3.0)	.475 (12.1)	.585 (14.9)	12mm	CR1216, BR1220, DL1225, SR1120, D381, 391, 191
3013	6	.664 (16.9)	.344 (8.7)	.265 (6.7)	.156 (4.0)	.594 (15.1)	.723 (18.4)	16mm	BR1616, CR1612, CR1616, CR1620, CR1632
3029	4	.831 (21.1)	.298 (7.6)	.176 (4.5)	.067 (1.7)	.618 (15.7)	.890 (22.6)	20mm	BR2012, CR2012, DL2012
3027	5	.831 (21.1)	.416 (10.6)	.194 (4.9)	.085 (2.2)	.782 (19.9)	.890 (22.6)	20mm	BR2016, CR2016, DL2016
3035	4	.835 (21.2)	.300 (7.6)	.280 (7.1)	.170 (4.3)	.600 (15.2)	.880 (22.3)	20mm	DL2020, CR2025, CR2032
3003	6	.831 (21.1)	.416 (10.6)	.265 (6.7)	.156 (4.0)	.782 (19.9)	.890 (22.6)	20mm	BR2016, DL2020, CR2025, BR2325, CR2032
3005	6	.939 (23.9)	.475 (12.1)	.265 (6.7)	.156 (4.0)	.832 (21.1)	1.004 (25.5)	23mm	BR2320, CR2320, BR2325, CR2325, DL2325, DL2330
3011	6	.939 (23.9)	.475 (12.1)	.351 (8.9)	.240 (6.1)	.819 (20.8)	1.004 (25.5)	23mm	CR2354, DL2354
3007	5	1.000 (25.4)	.506 (12.9)	.265 (6.7)	.156 (4.0)	.918 (23.3)	1.055 (26.8)	24mm	CR2430, DL2430
3009	6	1.000 (25.4)	.505 (12.8)	.350 (8.9)	.230 (5.8)	.890 (22.6)	1.059 (26.9)	24mm	CR2450, DL2450
3039	6	1.000 (25.4)	.506 (12.9)	.450 (11.4)	.336 (8.5)	.890 (22.5)	1.059 (26.9)	24mm	CR2477, DL2477

## Looking for pricing, stock, or lifecycle information?

Click below to explore more details on WIN SOURCE:

-  [View 3010 on WIN SOURCE](#)
-  [Keystone Electronics Information](#)

## Optimize Your Supply Chain with WIN SOURCE Solutions

-  Global Sourcing Solution
-  Obsolete Management
-  Cost Control Management
-  Shortage Management
-  Alternative Solution
-  Excess Inventory Management