



THE DATASHEET OF MURA110



MURA105, MURA110

PRV : 50 - 100 Volts
Io : 1.0 Amperes

FEATURES :

- * High current capability
- * High surge current capability
- * High reliability
- * Low reverse current
- * Low forward voltage drop
- * Super fast recovery time
- * Pb / RoHS Free

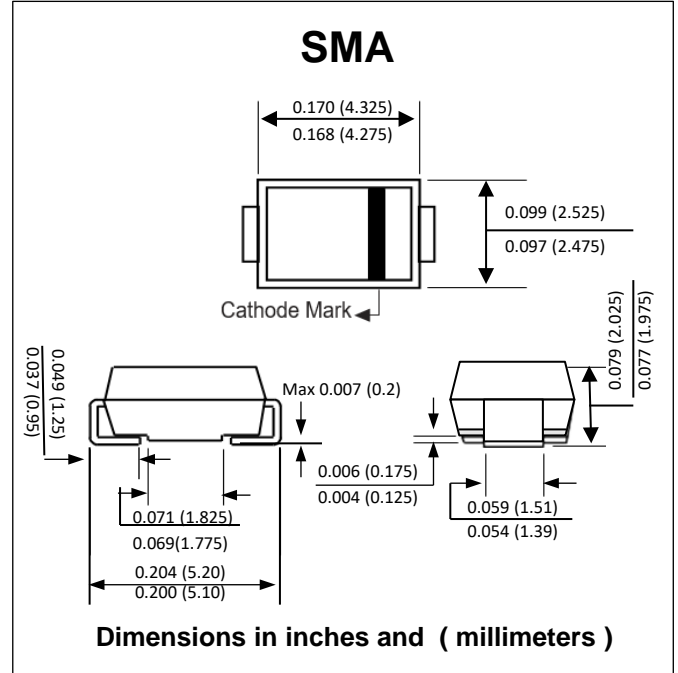
MECHANICAL DATA :

- * Case : SMA Molded plastic
- * Epoxy : UL94V-O rate flame retardant
- * Lead : Lead Formed for Surface Mount
- * Polarity : Color band denotes cathode end
- * Mounting position : Any
- * Weight : 0.067 gram

MAXIMUM RATINGS AND ELECTRICAL CHARACTERISTICS

Rating at 25 °C ambient temperature unless otherwise specified.
 Single phase, half wave, 60 Hz, resistive or inductive load.
 For capacitive load, derate current by 20%.

SURFACE MOUNT ULTRAFAST RECTIFIERS



RATING	SYMBOL	MURA105	MURA110	UNIT
Maximum Peak Repetitive Reverse Voltage	VRRM	50	100	V
Maximum Working Peak Reverse Voltage	VRWM	50	100	V
Maximum DC Blocking Voltage	VDC	50	100	V
Maximum Average Rectified Forward Current	IF(AV)	1.0 (T _L = 155 °C) 2.0 (T _L = 135 °C)		V
Maximum Non-Repetitive Peak Surge Current (Surge Applied at Rate Load Conditions Halfwave, Single Phase, 60 Hz)	IFSM	50		A
Maximum Instantaneous Forward Voltage at I _F = 1.0 A (Note 1)	V _F	0.875 (T _J = 25°C) 0.66 (T _J = 150°C)		V
Maximum Instantaneous Reverse Current (Note 1) (Rated dc Voltage)	I _R I _{R(H)}	2.0 (T _J = 25°C) 50 (T _J = 150°C)		μA
Thermal Resistance, Junction to Lead (Note 2)	R _{θJL}	24		°C/W
Thermal Resistance, Junction to Ambient (Note 2)	R _{θJA}	216		°C/W
Maximum Reverse Recovery Time (I _F =1.0A, di/dt = 50A/μs)	T _{rr}	30		ns
Operating Junction Temperature Range	T _J	- 65 to + 175		°C

Notes :

- (1) Pulse Test : Pulse Width = 300 μs, Duty Cycle ≤ 2.0 %.
- (2) Rating Applies when surface mounted on the minimum pad size recommended, PC Board FR-4.

RATING AND CHARACTERISTIC CURVES (MURA105, MURA110)

FIG.1 - CURRENT DERATING, LEAD

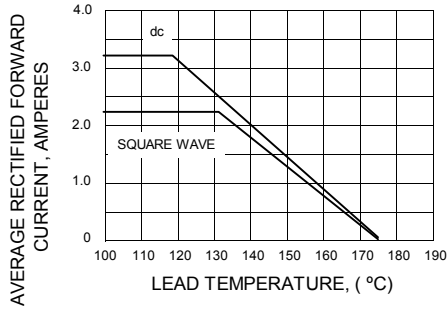


FIG.2 - MAXIMUM CAPACITANCE

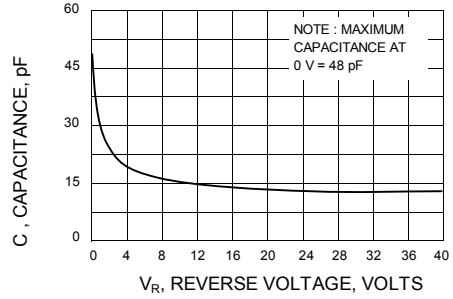


FIG.3 - MAXIMUM INSTANTANEOUS FORWARD VOLTAGE

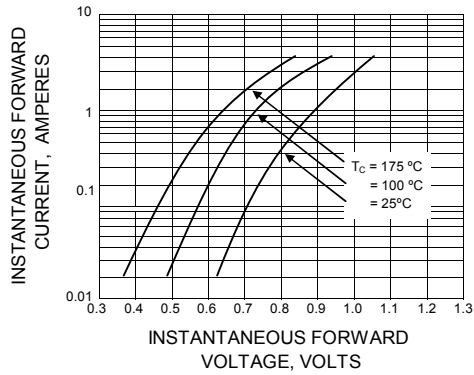


FIG. 4 - MAXIMUM REVERSE CURRENT

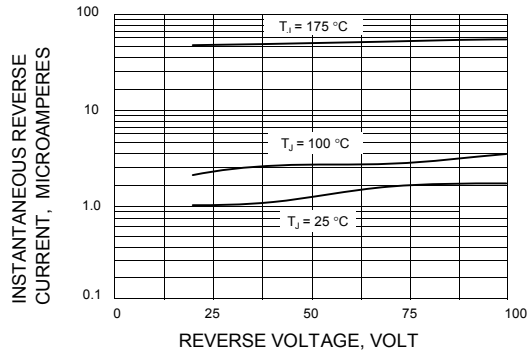
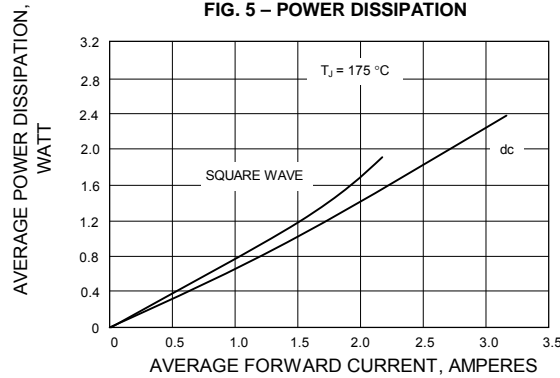


FIG. 5 - POWER DISSIPATION



Looking for pricing, stock, or lifecycle information?

Click below to explore more details on WIN SOURCE:

- ⊖ [View MURA110 on WIN SOURCE](#)
- ⊖ [EIC discrete Semiconductors Information](#)

Optimize Your Supply Chain with WIN SOURCE Solutions

- ✓ Global Sourcing Solution
- ✓ Obsolete Management
- ✓ Cost Control Management
- ✓ Shortage Management
- ✓ Alternative Solution
- ✓ Excess Inventory Management