



THE DATASHEET OF
A180



Cascadable Amplifier 10 to 500 MHz

Rev. V3


Features

- High Reverse Isolation: 22 dB
- High Output Power: 18 dBm

Description

The A180 RF amplifier is a discrete hybrid design, which uses thin film manufacturing processes for accurate performance and high reliability. This single stage bipolar transistor feedback amplifier design displays impressive performance over a broadband frequency range. An active DC biasing network insures temperature-stable performance.

Both TO-8 and surface mount packages are hermetically sealed, and MIL-STD-883 environmental screening is available.



Electrical Specifications: $Z_0 = 50 \Omega$, $V_{CC} = 15 V_{DC}$ Nominal*

Parameter	Units	Typical	Guaranteed	
		25°C	0° to 50°C	-54° to +85°C*
Frequency	MHz	5 - 600	10 - 500	10 - 500
Small Signal Gain (min.)	dB	16.5	16.0	15.5
Gain Flatness (max.)	dB	±0.3	±0.7	±1.0
Reverse Isolation	dB	22	—	—
Noise Figure (max.)	dB	3.4	4.0	4.5
Power Output @ 1 dB comp. (min.)	dBm	18	16	15
IP3	dBm	33	—	—
IP2	dBm	45	—	—
Second Order Harmonic IP	dBm	51	—	—
VSWR Input / Output (max.)		1.4:1 / 1.5:1	1.9:1 / 2.1:1	2.1:1 / 2.2:1
DC Current @ 15 Volts (max.)	mA	36	39	43

* Over temperature performance limits for part number CA180, guaranteed from 0°C to +50°C only.

Ordering Information

Part Number	Package
A180	TO-8
SMA180	Surface Mount
CA180 **	SMA Connectorized

** The connectorized version is not RoHs compliant.

Thermal Data: $V_{CC} = +15 V_{DC}$

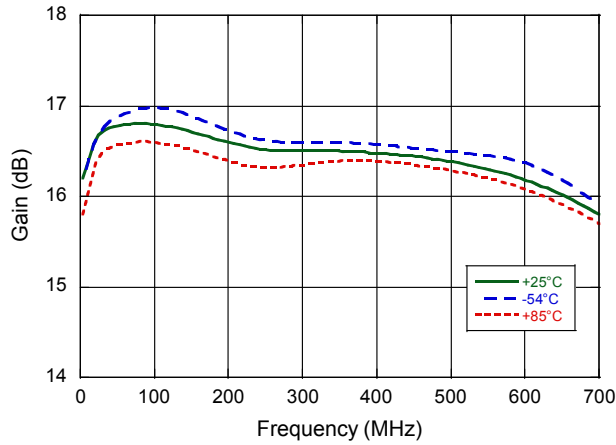
Parameter	Rating
Thermal Resistance θ_{jc}	45°C/W
Transistor Power Dissipation P_d	0.509 W
Junction Temperature Rise Above Case T_{jc}	+22.9°C

Absolute Maximum Ratings

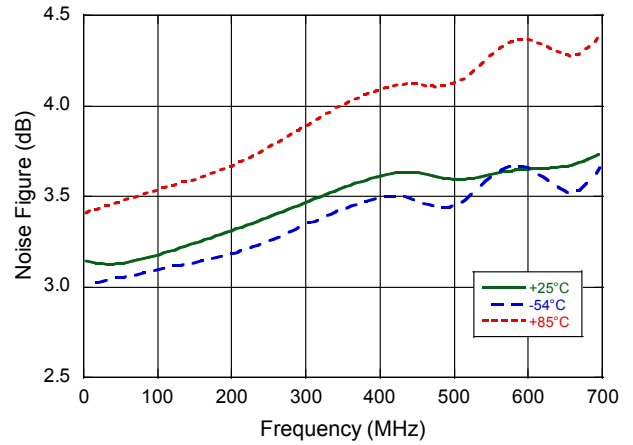
Parameter	Absolute Maximum
Storage Temperature	-62°C to +125°C
Case Temperature	+125°C
DC Voltage	+17 V
Continuous Input Power	+15 dBm
Short Term Input power (1 minute max.)	100 mW
Peak Power (3 μ sec max.)	0.5 W
"S" Series Burn-In Temperature (case)	+125°C

Typical Performance Curves

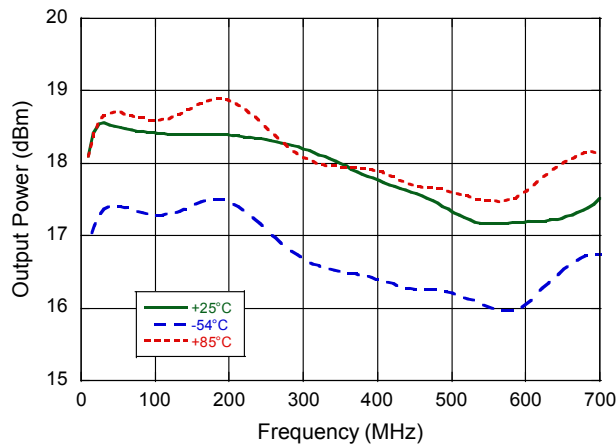
Gain



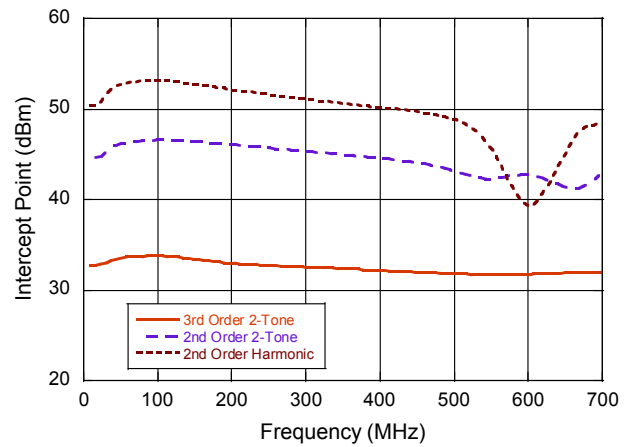
Noise Figure



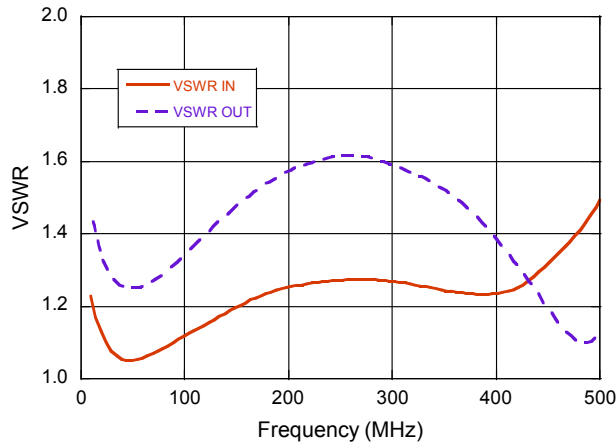
Output Power @ 1 dB Gain Compression



Intercept Point



VSWR

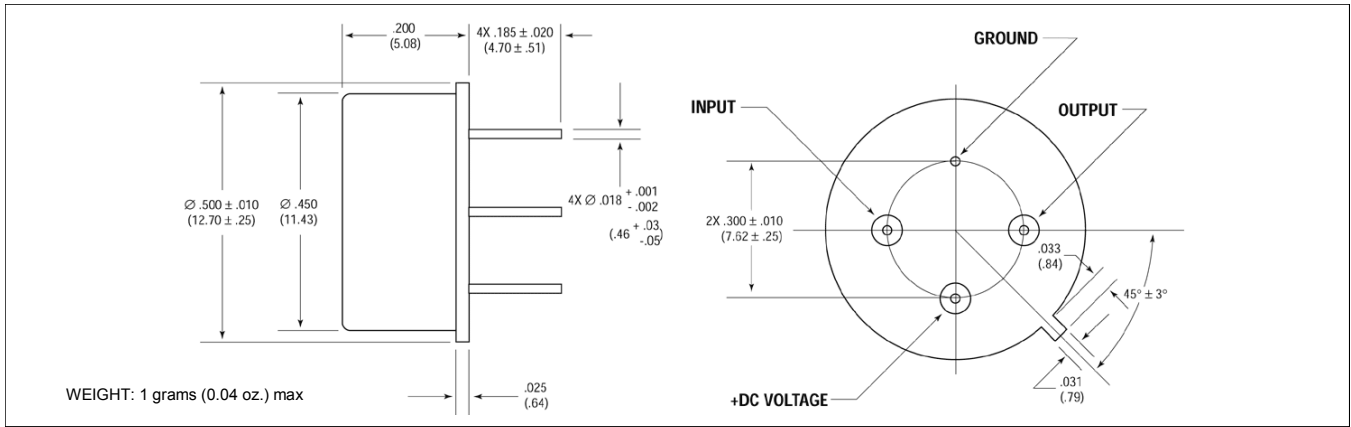


Cascadable Amplifier 10 to 500 MHz

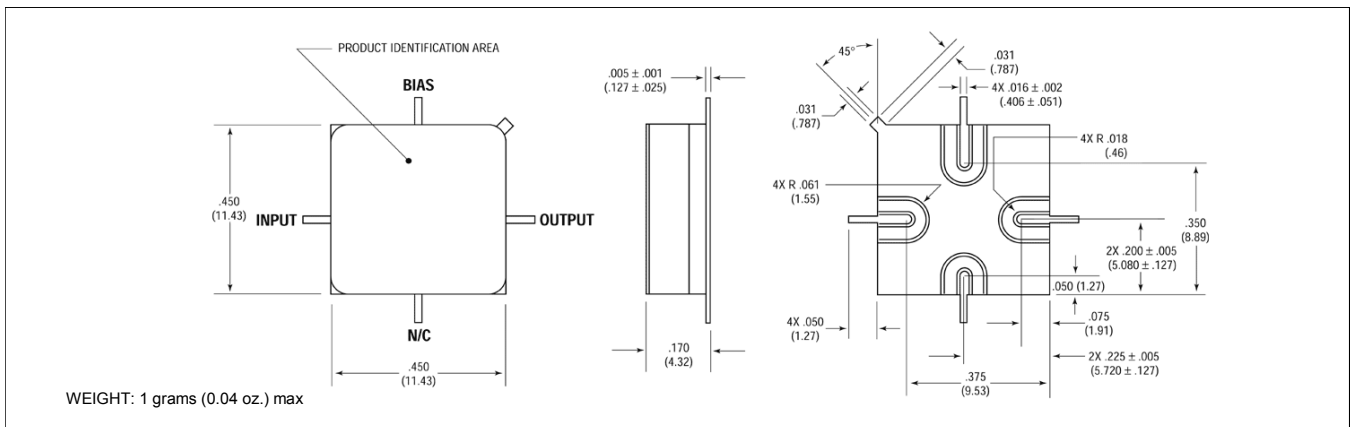
Rev. V3

Outline Drawings²:

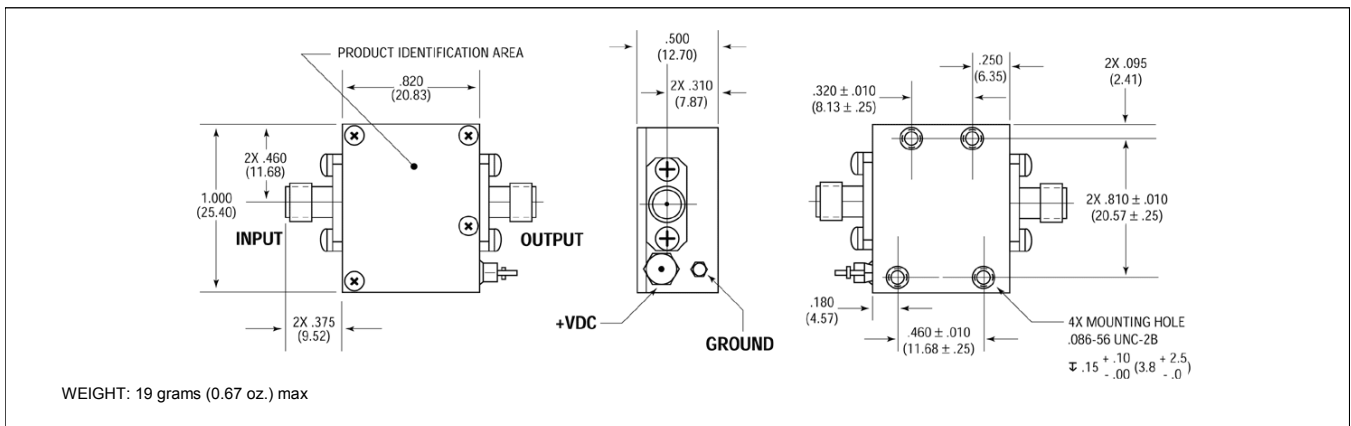
TO-8B



Surface Mount



SMA Connectorized



2. Dimensions are inches (millimeters) ±0.015 (0.38) unless otherwise specified.

MACOM Technology Solutions Inc. All rights reserved.

Information in this document is provided in connection with MACOM Technology Solutions Inc ("MACOM") products. These materials are provided by MACOM as a service to its customers and may be used for informational purposes only. Except as provided in MACOM's Terms and Conditions of Sale for such products or in any separate agreement related to this document, MACOM assumes no liability whatsoever. MACOM assumes no responsibility for errors or omissions in these materials. MACOM may make changes to specifications and product descriptions at any time, without notice. MACOM makes no commitment to update the information and shall have no responsibility whatsoever for conflicts or incompatibilities arising from future changes to its specifications and product descriptions. No license, express or implied, by estoppel or otherwise, to any intellectual property rights is granted by this document.

THESE MATERIALS ARE PROVIDED "AS IS" WITHOUT WARRANTY OF ANY KIND, EITHER EXPRESS OR IMPLIED, RELATING TO SALE AND/OR USE OF MACOM PRODUCTS INCLUDING LIABILITY OR WARRANTIES RELATING TO FITNESS FOR A PARTICULAR PURPOSE, CONSEQUENTIAL OR INCIDENTAL DAMAGES, MERCHANTABILITY, OR INFRINGEMENT OF ANY PATENT, COPYRIGHT OR OTHER INTELLECTUAL PROPERTY RIGHT. MACOM FURTHER DOES NOT WARRANT THE ACCURACY OR COMPLETENESS OF THE INFORMATION, TEXT, GRAPHICS OR OTHER ITEMS CONTAINED WITHIN THESE MATERIALS. MACOM SHALL NOT BE LIABLE FOR ANY SPECIAL, INDIRECT, INCIDENTAL, OR CONSEQUENTIAL DAMAGES, INCLUDING WITHOUT LIMITATION, LOST REVENUES OR LOST PROFITS, WHICH MAY RESULT FROM THE USE OF THESE MATERIALS.

MACOM products are not intended for use in medical, lifesaving or life sustaining applications. MACOM customers using or selling MACOM products for use in such applications do so at their own risk and agree to fully indemnify MACOM for any damages resulting from such improper use or sale.

Looking for pricing, stock, or lifecycle information?

Click below to explore more details on WIN SOURCE:

- ⊖ [View A180 on WIN SOURCE](#)
- ⊖ [M/A-Com Technology Solutions Information](#)

Optimize Your Supply Chain with WIN SOURCE Solutions

- ✓ Global Sourcing Solution
- ✓ Obsolete Management
- ✓ Cost Control Management
- ✓ Shortage Management
- ✓ Alternative Solution
- ✓ Excess Inventory Management