



# THE DATASHEET OF SK54A



# SK52A thru SK56A

Surface Mount Schottky Rectifier  
 Reverse Voltage 20-60V Forward Current 5A

## Features

- Low forward voltage drop
- High junction temperature
- Moisture sensitivity: level 1, per J-STD-020
- Plastic package has underwriters laboratory flammability classification 94V-0
- Add suffix 'E' for halogen-free
- Halogen-free according to IEC 61249-2-21 definition
- AEC-Q101 qualified



Package: DO-214AC (SMA)

## Applications

For use in low voltage, high frequency inverters, free wheeling and polarity protection applications.

## Maximum Ratings (T<sub>A</sub> = 25°C unless otherwise noted)

Parameter	Symbol	SK52A	SK53A	SK54A	SK55A	SK56A	Unit
Maximum Repetitive Peak Reverse Voltage	V <sub>RRM</sub>	20	30	40	50	60	V
Maximum RMS Voltage	V <sub>RMS</sub>	14	21	28	35	42	V
Maximum DC Blocking Voltage	V <sub>DC</sub>	20	30	40	50	60	V
Maximum Average Forward Rectified Current	I <sub>F(AV)</sub>	5.0					A
Peak Forward Surge Current (8.3 ms single half sine-wave superimposed on rated load)	I <sub>FSM</sub>	120					A
Operating Junction and Storage Temperature Range	T <sub>J</sub> , T <sub>STG</sub>	-55 to +150					°C

## Electrical Characteristics (T<sub>A</sub> = 25°C unless otherwise noted)

Parameter	Test Conditions	Symbol	SK52A	SK53A	SK54A	SK55A	SK56A	Unit
Maximum Instantaneous Forward Voltage	I <sub>F</sub> =5A	V <sub>F</sub>	0.55			0.67		V
Maximum DC Reverse Current at Rated DC Blocking Voltage	T <sub>A</sub> =25°C	I <sub>R</sub>	0.20			0.15		mA
	T <sub>A</sub> =125°C		15					
Typical Junction Capacitance	4.0 V, 1 MHz	C <sub>J</sub>	96					pF

## Thermal Characteristics

Parameter	Symbol	Value	Unit
Typical Thermal Resistance <sup>(1)</sup>	R <sub>θJA</sub>	75	°C/W
	R <sub>θJC</sub>	38	
	R <sub>θJL</sub>	15	

Note1: Thermal resistance from junction to lead, mounted on PCB with 8.0×8.0mm copper pads.

## Ratings and Characteristics Curves

( $T_A = 25^\circ\text{C}$  unless otherwise noted)

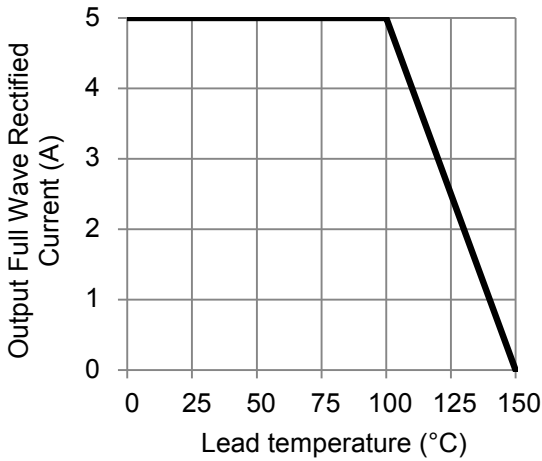


Figure 1. Forward Current Derating Curve

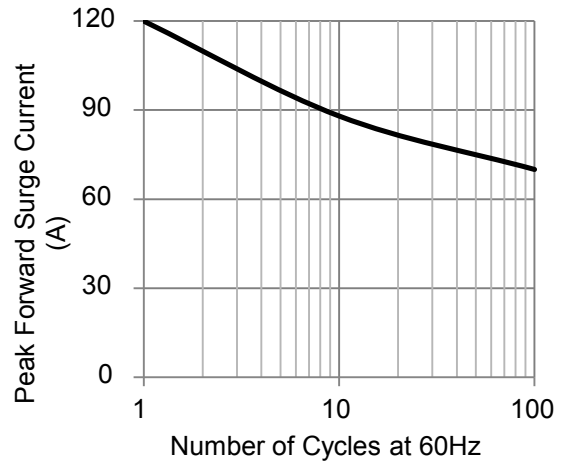


Figure 2. Maximum Non-Repetitive Peak Forward Surge Current

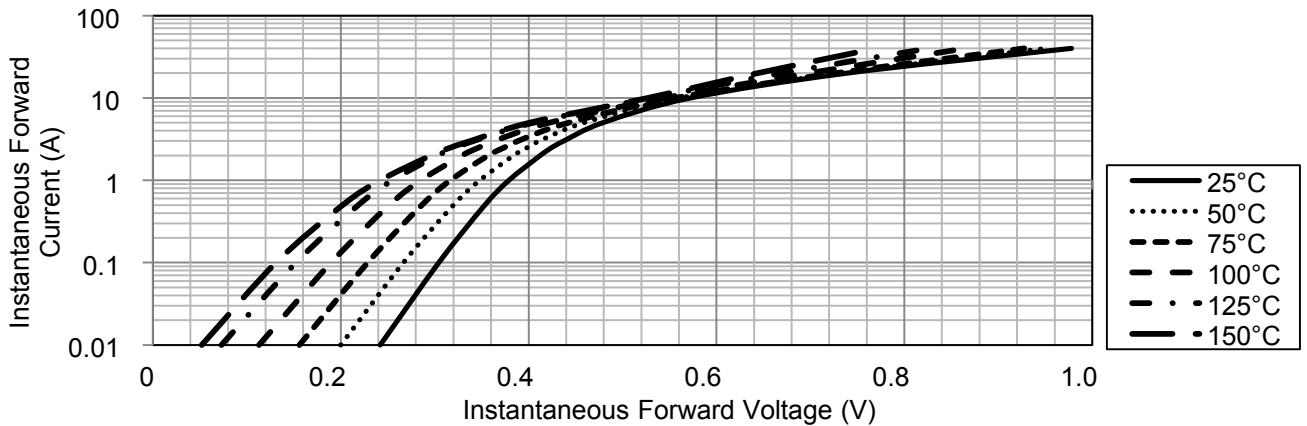


Figure 3. Typical Instantaneous Forward Characteristics (SK52A thru SK54A)

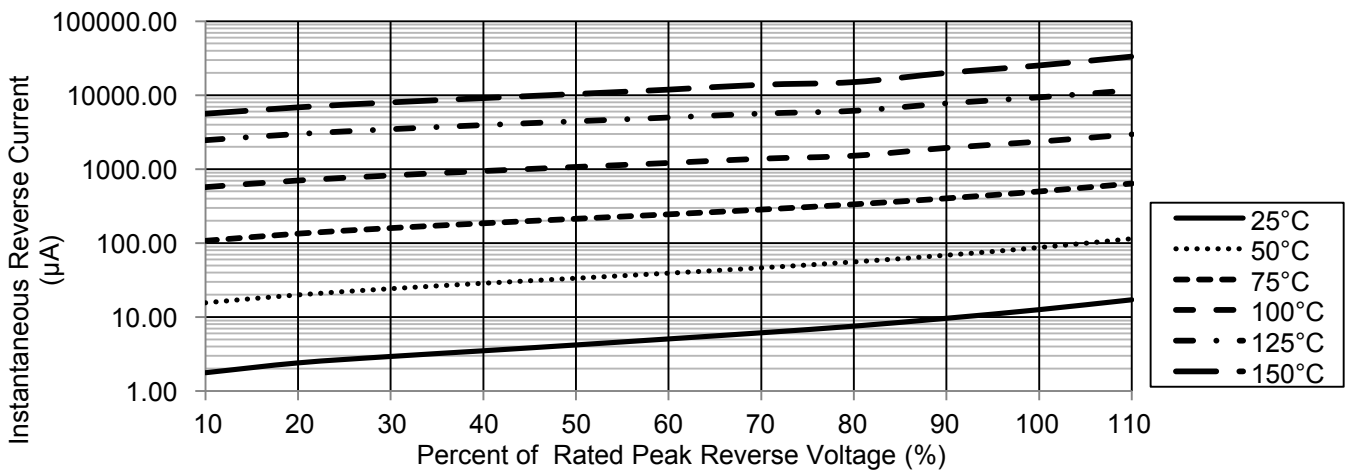


Figure 4. Typical Reverse Characteristics (SK52A thru SK54A)

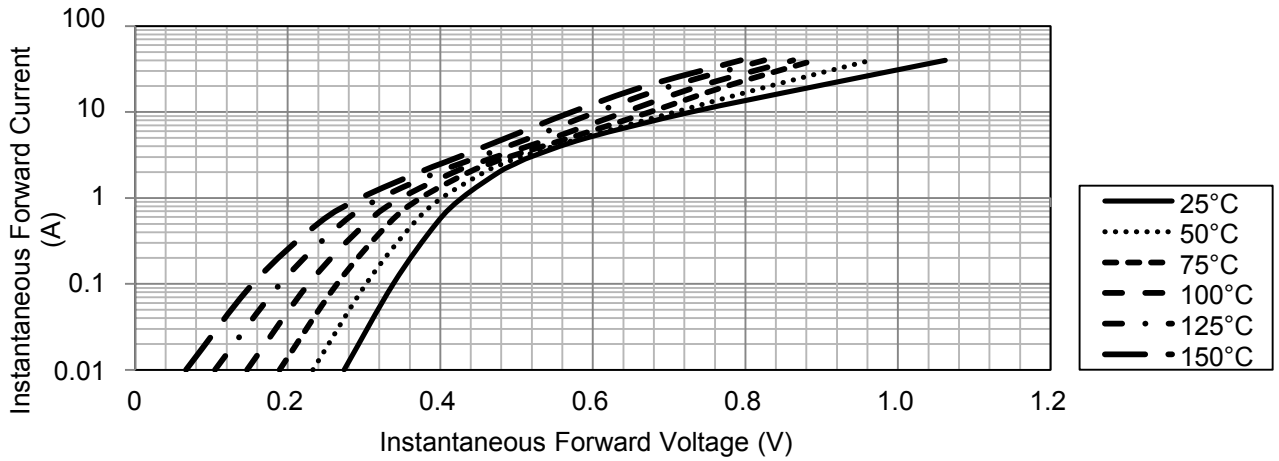


Figure 5. Typical Instantaneous Forward Characteristics  
 (SK55A thru SK56A)

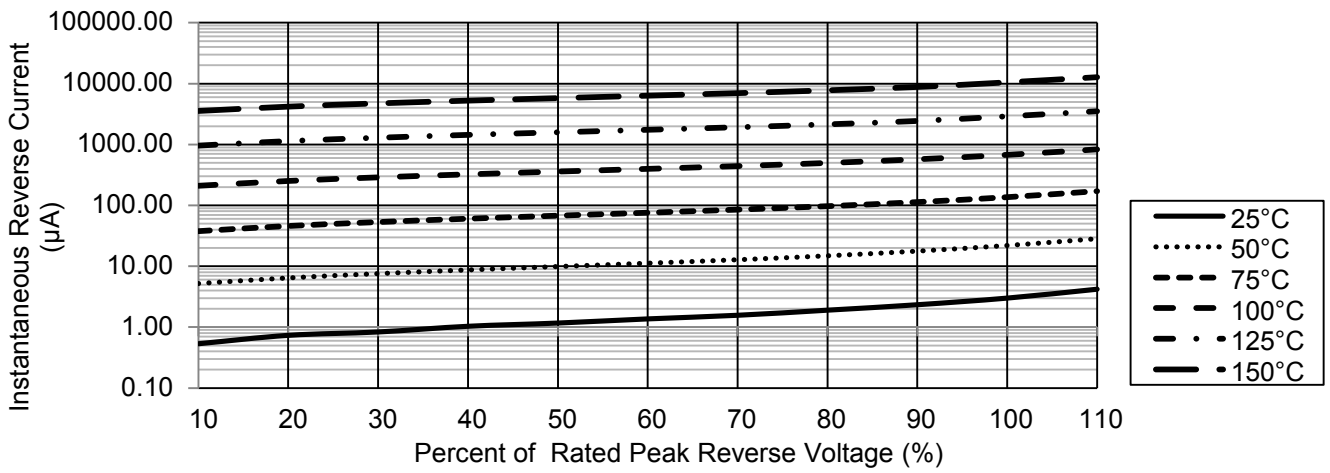


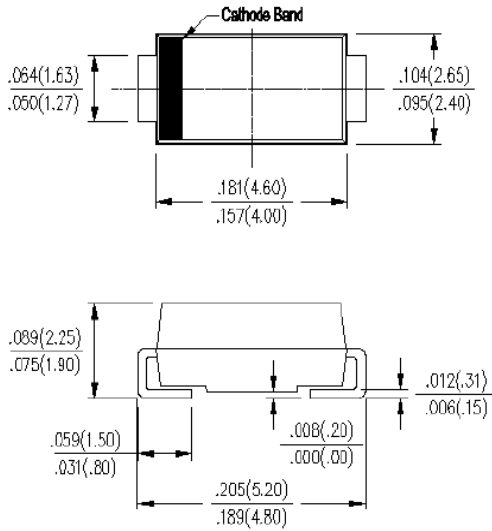
Figure 6. Typical Reverse Characteristics  
 (SK55A thru SK56A)

# SK52A thru SK56A

Surface Mount Schottky Rectifier  
 Reverse Voltage 20-60V Forward Current 5A

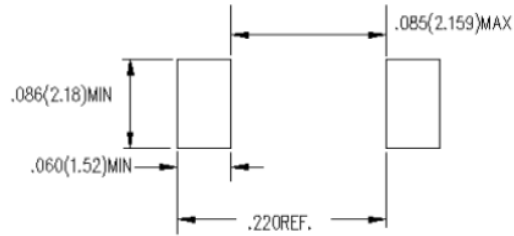
## Package Outline Dimensions

in inches (millimeters)



## DO-214AC (SMA)

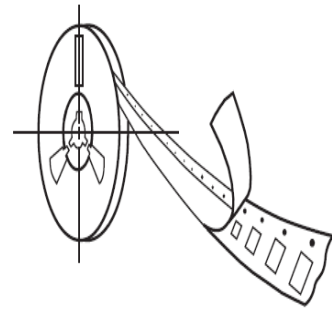
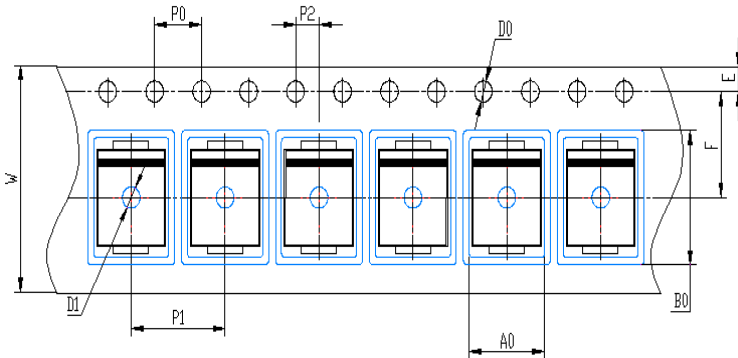
### MOUNTING PAD LAYOUT



## Packing Information

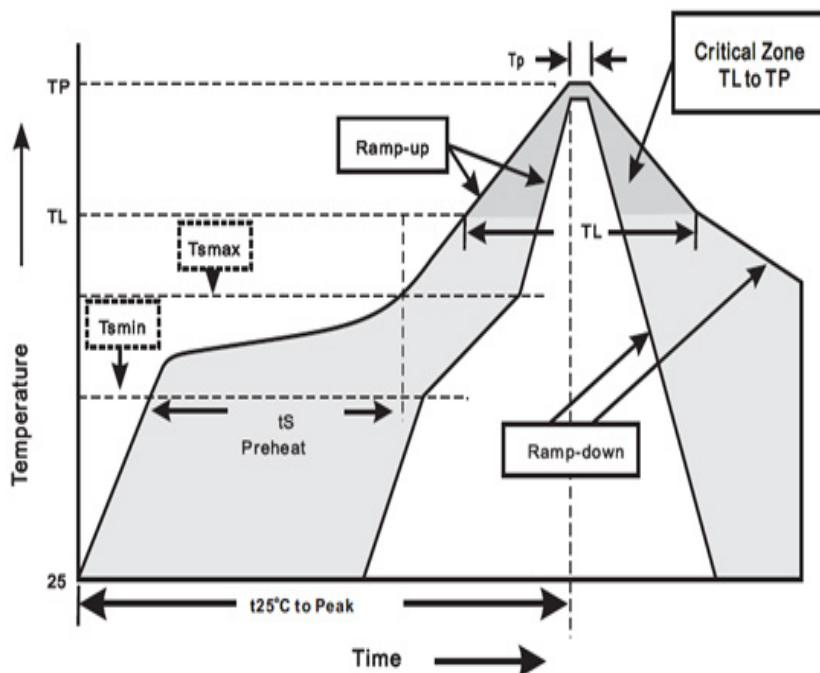
7500 pcs/Reel, 18 Reels/Box, 12mm Tape, 13"

### Reel Tape & Reel Specification



Symbol	SMA(mm)
W	12±0.2
E	1.75±0.1
F	5.5±0.05
D0	1.5±0.1
D1	1.50 +0.1/-0
P0	4.0±0.1
P1	4.0±0.1
P2	2.0±0.05
A0	2.65±0.1
B0	5.25±0.1

## Soldering Parameters





Reflow Soldering		Sn-Pb Eutectic Assembly	Pb-Free Assembly
Pre Heat	- Temperature Min (T <sub>s</sub> min)	100°C	150°C
	- Temperature Max (T <sub>s</sub> max)	150°C	200°C
	- Time (min to max) (t <sub>s</sub> )	60 – 120 secs	60 – 180 secs
Average ramp up rate (Liquidus) Temp (T <sub>l</sub> ) to peak		3°C/second max	3°C/second max
T <sub>s</sub> (max) to T <sub>l</sub> - Ramp-up Rate		3°C/second max	3°C/second max
Reflow	- Temperature (T <sub>l</sub> ) (Liquidus)	183°C	217°C
	- Time (min to max) (t <sub>s</sub> )	60 – 150 seconds	60 – 150 seconds
Peak Temperature (T <sub>p</sub> )		240+0/-5 °C	240+0/-5°C
Time within 5°C of actual peak Temperature (t <sub>p</sub> )		10 – 30 seconds	20 – 40 seconds
Ramp-down Rate		6°C/second max	6°C/second max
Time 25°C to peak Temperature (T <sub>p</sub> )		6 minutes max	8 minutes max
Do not exceed		260°C	260°C







Wave Soldering	
Peak Temperature	260+0/-5°C
Dipping Time	10 seconds
Soldering	1 time

## Looking for pricing, stock, or lifecycle information?

Click below to explore more details on WIN SOURCE:

-  [View SK54A on WIN SOURCE](#)
-  [GOOD-ARK Electronics Information](#)

## Optimize Your Supply Chain with WIN SOURCE Solutions

-  Global Sourcing Solution
-  Obsolete Management
-  Cost Control Management
-  Shortage Management
-  Alternative Solution
-  Excess Inventory Management