



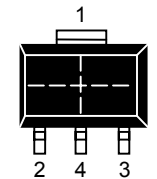
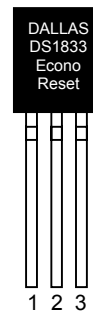
**THE DATASHEET OF
DS1833Z-5**



FEATURES

- Automatically restarts microprocessor after power failure
- Maintains active-high reset for 350 ms after V_{CC} returns to an in-tolerance condition
- Accurate 5%, 10% or 15% microprocessor 5V power supply monitoring
- Reduces need for discrete components
- Precision temperature-compensated voltage reference and voltage sensor
- Low-cost TO-92 package or surface mount SOT-223 package
- Internal 5k pull-up resistor
- Operating temperature of -40°C to $+85^{\circ}\text{C}$

PIN ASSIGNMENT



TOP VIEW
SOT-23 PACKAGE
See Mech.
Drawings Section
On Website



BOTTOM VIEW
TO-92 PACKAGE
See Mech.
Drawings Section
On Website

PIN DESCRIPTION

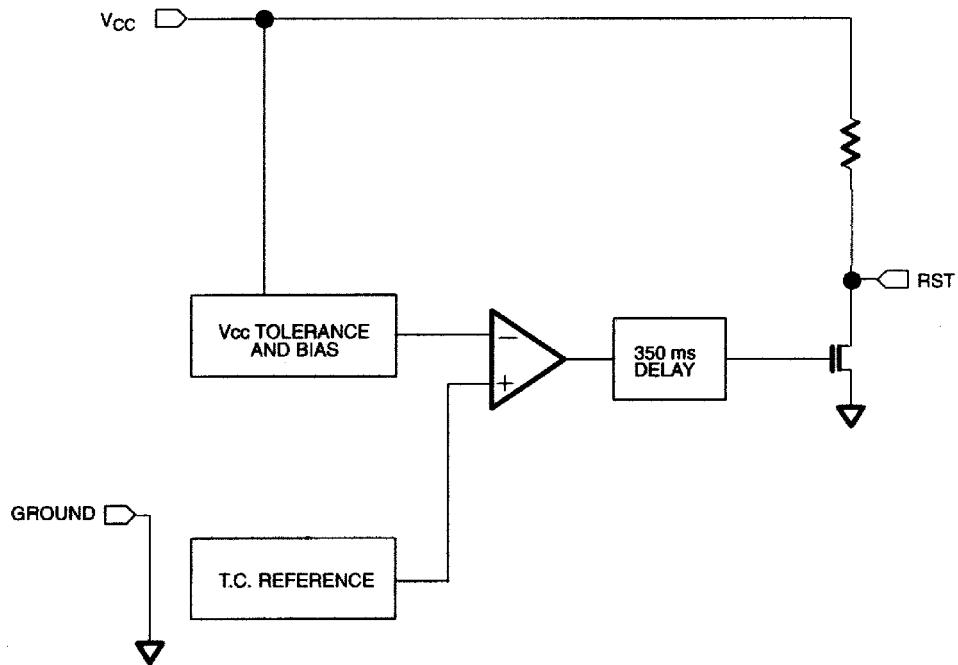
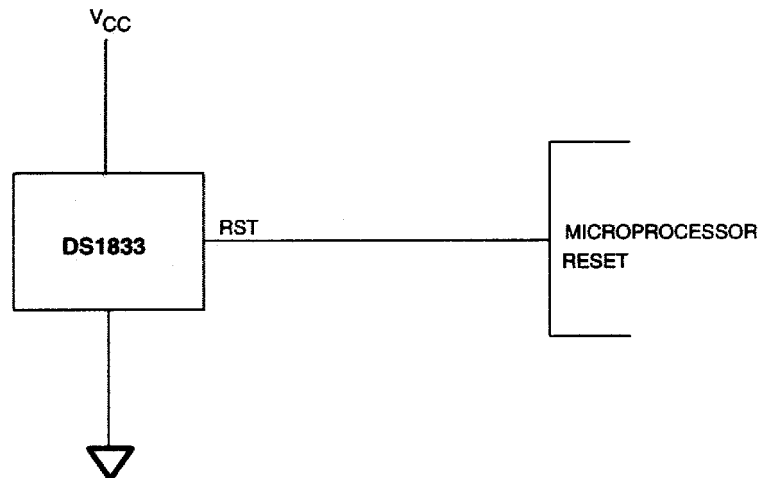
PIN 1	Ground
PIN 2	Reset
PIN 3	V_{CC}
PIN 4	Ground (SOT-223 only)

DESCRIPTION

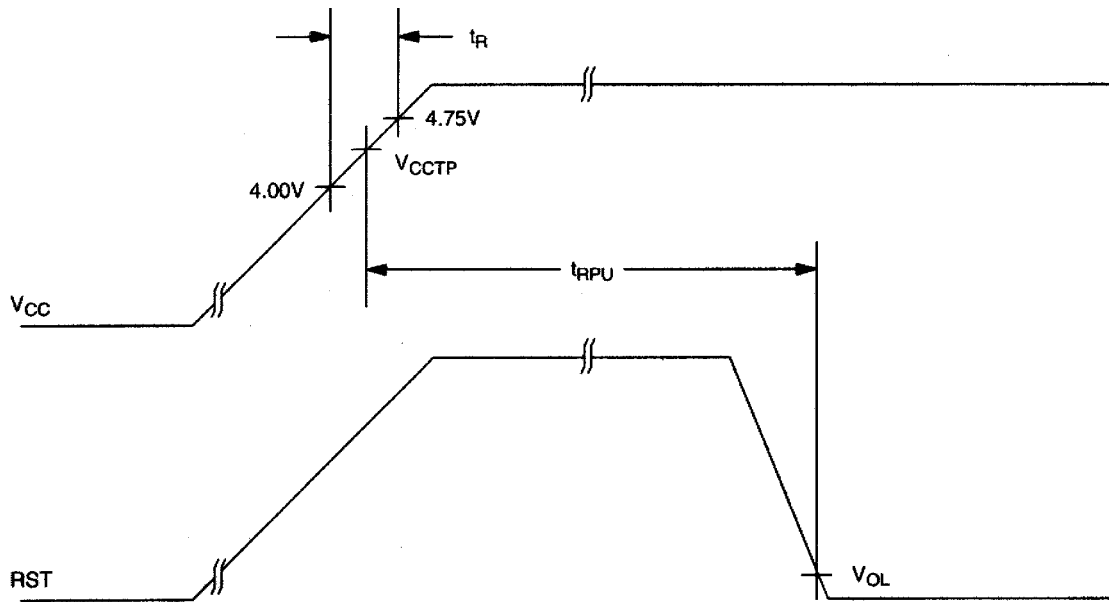
The DS1833 EconoReset uses a precision temperature compensated reference and comparator circuit to monitor the status of the power supply (V_{CC}). When an out-of-tolerance condition is detected, an internal power fail signal is generated which forces reset to the active (high) state. When V_{CC} returns to an in-tolerance condition, the reset signal is kept in the active state for approximately 350 ms to allow the power supply and processor to stabilize.

OPERATION - POWER MONITOR

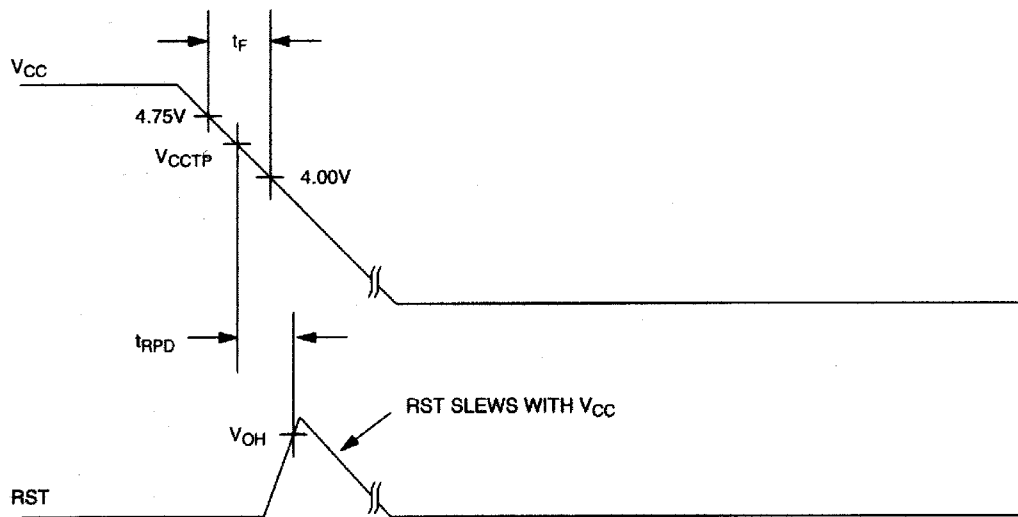
The DS1833 provides the functions of detecting out-of-tolerance power supply conditions and warning a processor-based system of impending power failure. When V_{CC} is detected as out-of-tolerance, as defined by the tolerance of the part selected, the RST signal is asserted. On power-up, RST is kept active for approximately 350 ms after the power supply has reached the selected tolerance. This allows the power supply and microprocessor to stabilize before RST is released.

BLOCK DIAGRAM Figure 1**APPLICATION EXAMPLE Figure 2**

POWER-UP Figure 3



POWER-DOWN Figure 4



ABSOLUTE MAXIMUM RATINGS*

Voltage on V _{CC} Pin Relative to Ground	-0.5V to +7.0V
Voltage on I/O Relative to Ground	-0.5V to V _{CC} +0.5V
Operating Temperature	-40°C to +85°C
Storage Temperature	-55°C to +125°C
Soldering Temperature	260°C for 10 seconds

* This is a stress rating only and functional operation of the device at these or any other conditions above those indicated in the operation sections of this specification is not implied. Exposure to absolute maximum rating conditions for extended periods of time may affect reliability.

RECOMMENDED DC OPERATING CONDITIONS (-40°C to +85°C)

PARAMETER	SYMBOL	MIN	TYP	MAX	UNITS	NOTES
Supply Voltage	V _{CC}	1.2	5.0	5.5	V	1

DC ELECTRICAL CHARACTERISTICS (-40°C to +85°C; V_{DD}=5V ± 10%)

PARAMETER	SYMBOL	MIN	TYP	MAX	UNITS	NOTES
Low Level @ RST	V _{OL}			0.4	V	1
Output Current @ 0.4V	I _{OL}	+8			mA	
Operating Current	I _{CC}		1.5	2	mA	
V _{CC} Trip Point 5%	V _{CCTP1}	4.5	4.625	4.74	V	1
V _{CC} Trip Point 10%	V _{CCTP2}	4.25	4.375	4.49	V	1
V _{CC} Trip Point 15%	V _{CCTP3}	4.0	4.125	4.24	V	1
Output Capacitance	C _{OUT}			10	pF	
Internal Pull-Up Resistor	R _P	3.75	5	6.25	kΩ	

AC ELECTRICAL CHARACTERISTICS (-40°C to +85°C; V_{CC}=5V ± 10%)

PARAMETER	SYMBOL	MIN	TYP	MAX	UNITS	NOTES
Reset Active Time	t _{RST}	250	350	450	ms	
V _{CC} Detect to RST	t _{RPD}			100	ns	
V _{CC} Slew Rate (4.75V - 4.00V)	t _F	300			μs	
V _{CC} Slew Rate (4.00V - 4.75V)	t _R	0			ns	
V _{CC} Detect to RST	t _{RPU}	250	350	450	ms	

NOTES:

1. All voltages are referenced to ground.

ECONORESET SELECTION GUIDE

		VCC TRIP POINT			PUSHBUTTON DETECT		
		MIN	TYP	MAX	MIN	TYP	MAX
5V	DS1233-15	4.0	4.125	4.24	2.4	-	3.3
	DS1233-10	4.25	4.375	4.49	2.4	-	3.3
	DS1233-5	4.5	4.625	4.75	2.4	-	3.3
	DS1233D-15	4.0	4.125	4.24	N/A		N/A
	DS1233D-10	4.25	4.375	4.49	N/A		N/A
	DS1233D-5	4.5	4.625	4.75	N/A		N/A
	DS1833-15	4.0	4.125	4.24	N/A		N/A
	DS1833-10	4.25	4.375	4.49	N/A		N/A
	DS1833-5	4.5	4.625	4.75	N/A		N/A
3.3V	DS1233A-15	2.64	2.72	2.80	1.8	-	3.0
	DS1233A-10	2.8	2.88	2.97	1.8	-	3.0

Looking for pricing, stock, or lifecycle information?

Click below to explore more details on WIN SOURCE:

 [View DS1833Z-5 on WIN SOURCE](#)

 [Maxim Integrated](#) Information

Optimize Your Supply Chain with WIN SOURCE Solutions

-  Global Sourcing Solution
-  Obsolete Management
-  Cost Control Management
-  Shortage Management
-  Alternative Solution
-  Excess Inventory Management