



**THE DATASHEET OF  
ADT2-1T-1P+**



# Surface Mount RF Transformer

## ADT2-1T-1P+

50Ω 8 to 600 MHz

### Maximum Ratings

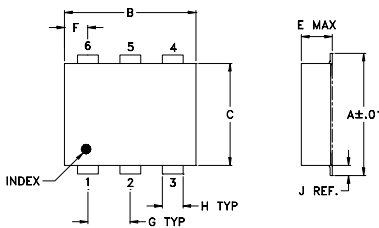
Operating Temperature	-40°C to 85°C
Storage Temperature	-55°C to 100°C
RF Power	1W
DC Current	30mA

Permanent damage may occur if any of these limits are exceeded.

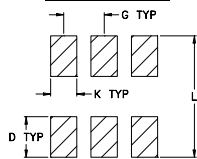
### Pin Connections

PRIMARY DOT	3
PRIMARY	1
SECONDARY DOT	4
SECONDARY	6
SECONDARY CT	5
NOT USED	2

### Outline Drawing



### PCB Land Pattern



Suggested Layout,  
Tolerance to be within ±.002

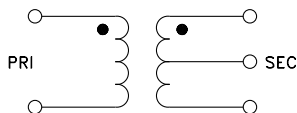
### Outline Dimensions (inch/mm)

A	B	C	D	E	F	G
.272	.310	.220	.100	.112	.055	.100
6.91	7.87	5.59	2.54	2.84	1.40	2.54

H	J	K	L	wt
.030	.026	.065	.300	grams
0.76	0.66	1.65	7.62	0.20

Demo Board MCL P/N: TB-430

### Config. A



### Features

- excellent return loss, 15 dB typ.
- excellent amplitude unbalance, 0.1 dB typ. and phase unbalance, 1 deg. typ.
- high RF power up to 1 watt
- aqueous washable
- protected under US patent 6,133,525

### Applications

- impedance matching
- baluns



Generic photo used for illustration purposes only  
CASE STYLE: CD542

### +RoHS Compliant

The +Suffix identifies RoHS Compliance. See our web site for RoHS Compliance methodologies and qualifications



Available Tape and Reel at no extra cost

Reel Size	Devices/Reel
7"	20, 50, 100, 200
13"	500, 1000

### Transformer Electrical Specifications

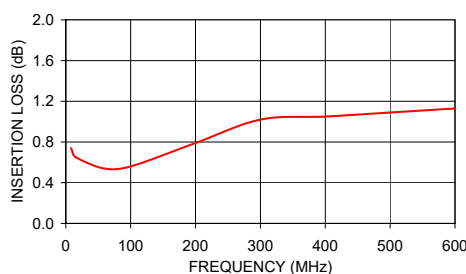
Ω RATIO (Secondary/Primary)	FREQUENCY (MHz)	INSERTION LOSS*			PHASE UNBALANCE (Deg.) Typ.		AMPLITUDE UNBALANCE (dB) Typ.	
		3 dB MHz	2 dB MHz	1 dB MHz	1 dB bandwidth	2 dB bandwidth	1 dB bandwidth	2 dB bandwidth
2	8-600	8-600	10-400	13-300	1	1	0.2	0.3

\* Insertion Loss is referenced to mid-band loss, 0.5 dB typ.

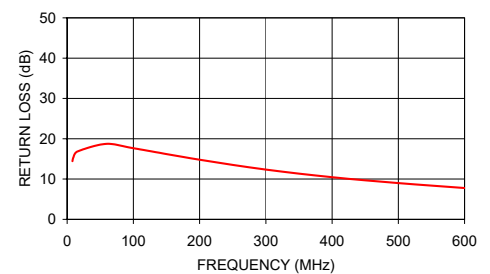
### Typical Performance Data

FREQUENCY (MHz)	INSERTION LOSS (dB)	INPUT R. LOSS (dB)	AMPLITUDE UNBALANCE (dB)	PHASE UNBALANCE (Deg.)
8.00	0.74	14.43	0.00	0.06
9.50	0.72	15.42	0.01	0.06
15.50	0.65	16.83	0.00	0.03
58.75	0.54	18.72	0.01	0.14
100.00	0.56	17.66	0.03	0.00
200.00	0.79	14.80	0.13	0.11
300.00	1.02	12.34	0.33	0.51
400.00	1.05	10.45	0.66	1.24
500.00	1.09	9.00	1.10	2.48
600.00	1.13	7.78	1.78	4.22

INSERTION LOSS



INPUT RETURN LOSS



### Notes

- Performance and quality attributes and conditions not expressly stated in this specification document are intended to be excluded and do not form a part of this specification document.
- Electrical specifications and performance data contained in this specification document are based on Mini-Circuit's applicable established test performance criteria and measurement instructions.
- The parts covered by this specification document are subject to Mini-Circuits standard limited warranty and terms and conditions (collectively, "Standard Terms"); Purchasers of this part are entitled to the rights and benefits contained therein. For a full statement of the Standard Terms and the exclusive rights and remedies thereunder, please visit Mini-Circuits' website at [www.minicircuits.com/MCLStore/terms.jsp](http://www.minicircuits.com/MCLStore/terms.jsp)



[www.minicircuits.com](http://www.minicircuits.com) P.O. Box 350166, Brooklyn, NY 11235-0003 (718) 934-4500 sales@minicircuits.com

REV. E  
M158496  
ADT2-1T-1P+  
ED-6918/2  
HY/TD/CP/AM  
200417

## Looking for pricing, stock, or lifecycle information?

Click below to explore more details on WIN SOURCE:

 [View ADT2-1T-1P+ on WIN SOURCE](#)

 [Mini-Circuits Information](#)

## Optimize Your Supply Chain with WIN SOURCE Solutions

-  Global Sourcing Solution
-  Obsolete Management
-  Cost Control Management
-  Shortage Management
-  Alternative Solution
-  Excess Inventory Management