

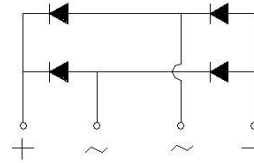
Single Phase Silicon Bridge Rectifier

$V_{RRM} = 600\text{ V} - 1000\text{ V}$
 $I_O = 1.5\text{ A}$

Features

- Ideal for printed circuit board
- Low forward voltage drop
- Low leakage current
- Types from 600 V up to 1000 V VRRM
- Not ESD Sensitive

WOM Package



Mechanical Data

Case: Molded plastic body
 Terminals: Plated leads, solderable per MIL-STD-202
 Method 208 guaranteed
 Polarity: Color band on body denotes cathode end
 Mounting position: Any
 Weight: 1.07 grams

Maximum ratings at $T_c = 25\text{ }^\circ\text{C}$, unless otherwise specified

Parameter	Symbol	Conditions	W06M	W08M	W10M	Unit
Repetitive peak reverse voltage	V_{RRM}		600	800	1000	V
RMS reverse voltage	V_{RMS}		420	560	700	V
DC blocking voltage	V_{DC}		600	800	1000	V
Operating temperature	T_j		-65 to 125	-65 to 125	-65 to 125	$^\circ\text{C}$
Storage temperature	T_{stg}		-65 to 150	-65 to 150	-65 to 150	$^\circ\text{C}$

Electrical characteristics at $T_c = 25\text{ }^\circ\text{C}$, unless otherwise specified

Single phase, half sine wave, 60 Hz, resistive or inductive load
 For capacitive load derate current by 20%

Parameter	Symbol	Conditions	W06M	W08M	W10M	Unit
Maximum average forward rectified current	I_O	$T_a = 50\text{ }^\circ\text{C}$	1.5	1.5	1.5	A
Peak forward surge current	I_{FSM}	$t_p = 8.3\text{ ms}$, half sine	50	50	50	A
Maximum instantaneous forward voltage drop per bridge element	V_F	$I_F = 1.0\text{ A}$	1.0	1.0	1.0	V
Maximum DC reverse current at rated DC blocking voltage	I_R	$T_a = 25\text{ }^\circ\text{C}$ $T_a = 100\text{ }^\circ\text{C}$	10 500	10 500	10 500	μA

FIG.1-TYPICAL FORWARD CURRENT DERATING CURVE

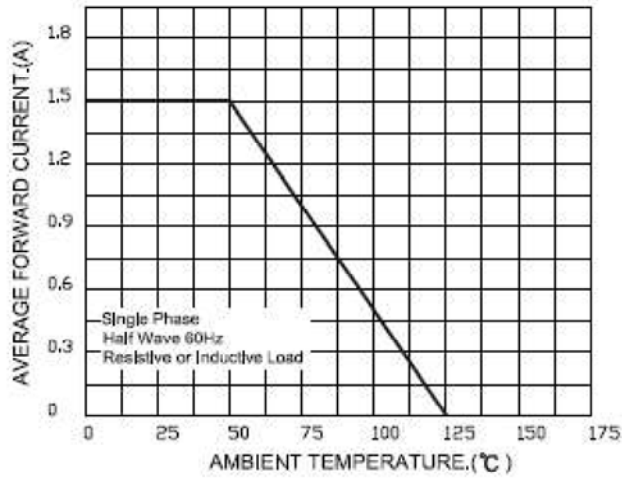


FIG.2-MAXIMUM NON-REPETITIVE FORWARD SURGE CURRENT

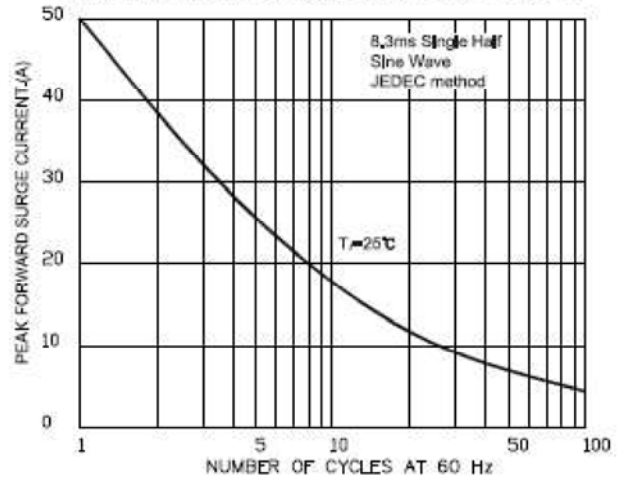


FIG.3-TYPICAL FORWARD CHARACTERISTICS

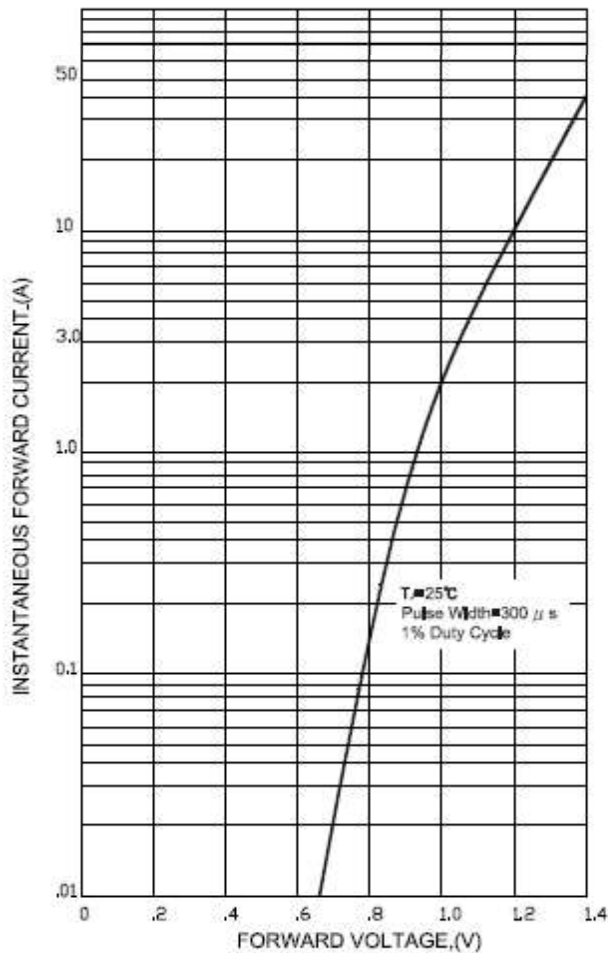
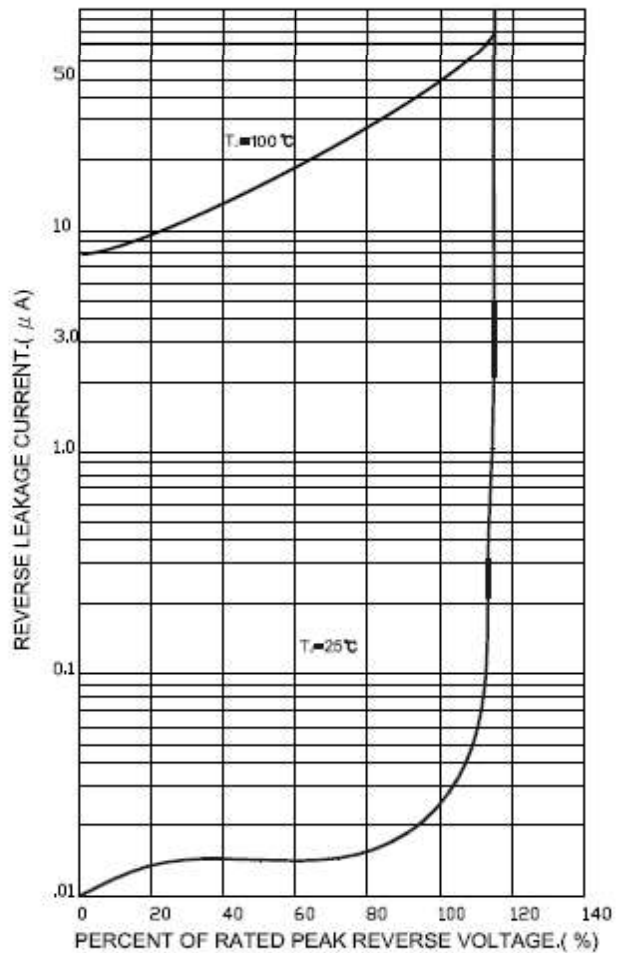
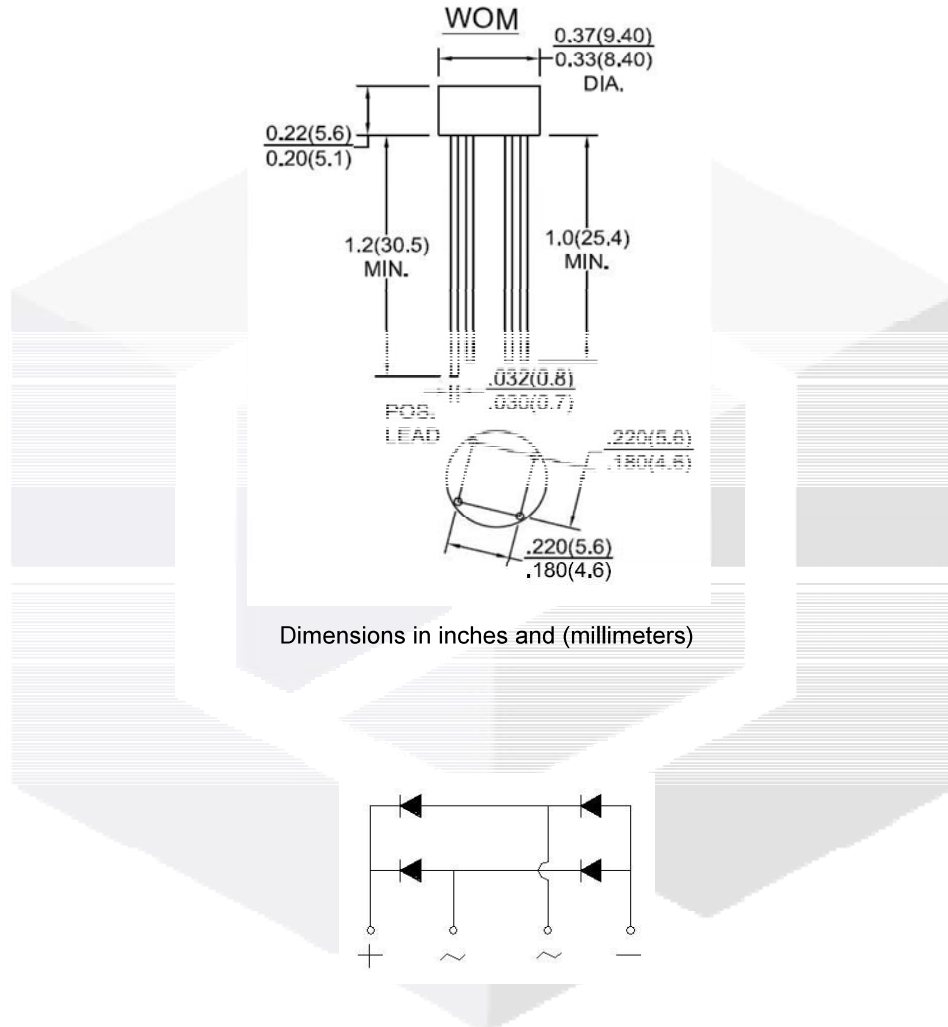


FIG.4-TYPICAL REVERSE CHARACTERISTICS





Package dimensions and terminal configuration

Product is marked with part number and terminal configuration.



Looking for pricing, stock, or lifecycle information?

Click below to explore more details on WIN SOURCE:

-  [View W08M on WIN SOURCE](#)
-  [GeneSiC Semiconductor Information](#)

Optimize Your Supply Chain with WIN SOURCE Solutions

-  Global Sourcing Solution
-  Obsolete Management
-  Cost Control Management
-  Shortage Management
-  Alternative Solution
-  Excess Inventory Management