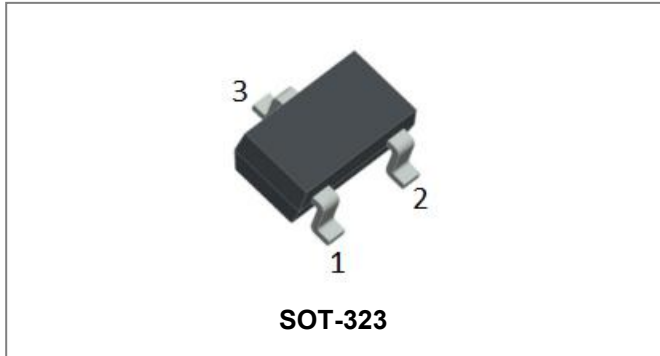




**THE DATASHEET OF
MMBD4448W**



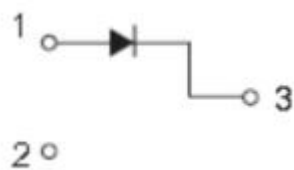
MMBD4448W SURFACE MOUNT FAST SWITCHING DIODE



Features

- Fast switching speed
- Surface mount package ideally suited for automatic insertion
- For general purpose switching applications
- High conductance
- This is a Pb – Free Device
- All SMC parts are traceable to the wafer lot
- Additional testing can be offered upon request

Schematic & Pin Configuration



Mechanical Characteristics

- Case: SOT-323, Molded Plastic
- Terminals: Plated leads Solderable per MIL-STD-202, Method 208
- Weight: 0.0052g
- Mounting Position: Any

Maximum Ratings@T_A=25°C unless otherwise specified

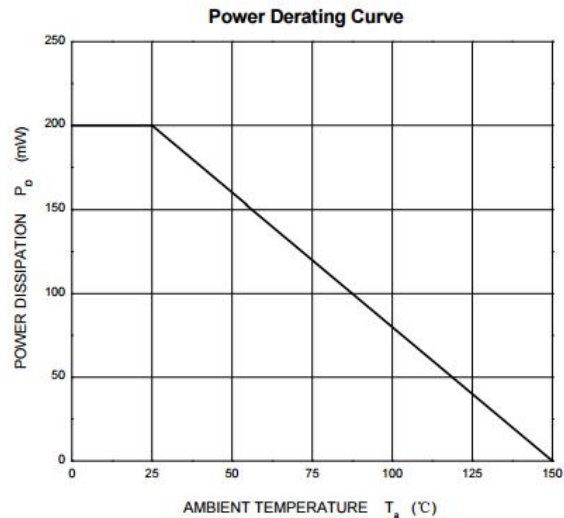
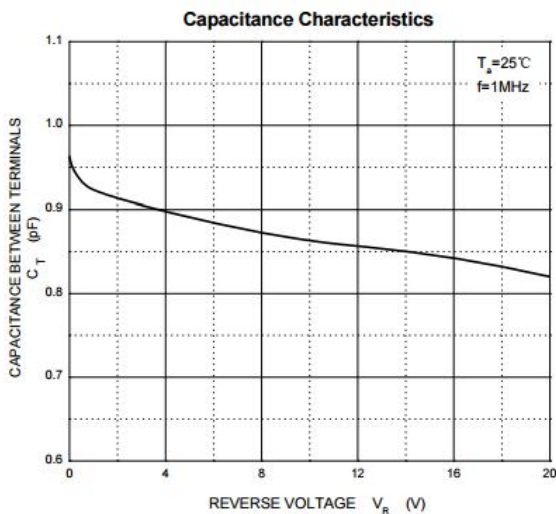
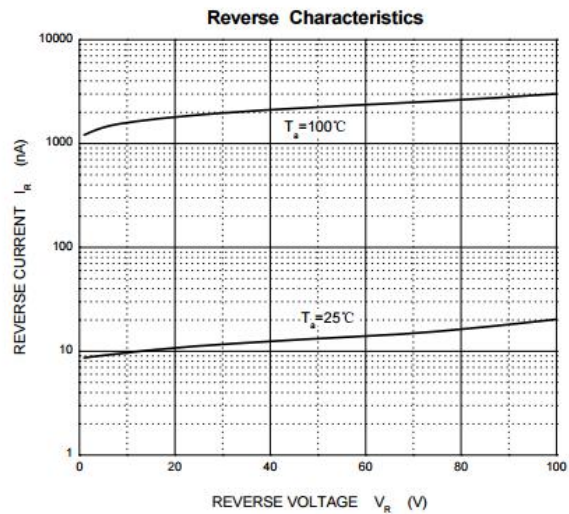
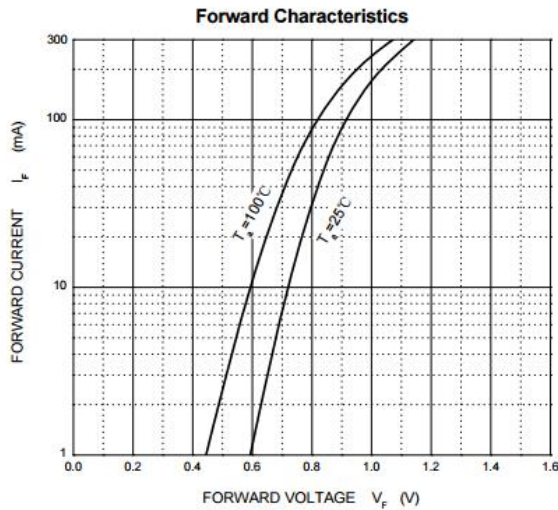
Characteristic	Symbol	Value	Units
Non-Repetitive Peak Reverse Voltage	V_{RM}	100	V
Peak Repetitive Reverse Voltage Working Peak Reverse Voltage DC Blocking Voltage	V_{RRM} V_{RWM} V_R	75	V
RMS Reverse Voltage	$V_{R(RMS)}$	53	V
Forward Continuous Current	I_{FM}	500	mA
Average Rectified Output Current	I_o	250	mA
Non-Repetitive Peak Forward Surge Current @t=8.3ms	I_{FSM}	2.0	A
Power Dissipation	P_D	200	mW
Thermal Resistance, Junction to Ambient	$R_{\theta JA}$	625	°C/W
Junction and Storage Temperature Range	T_J, T_{STG}	-55 to +150	°C

Electrical Characteristics @ $T_A=25^\circ\text{C}$ unless otherwise specified

Characteristics	Symbol	Condition	Min.	Max.	Units
Forward Voltage Drop*	V_{F1}	@ 5mA, Pulse, $T_J = 25^\circ\text{C}$ @ 10mA, Pulse, $T_J = 25^\circ\text{C}$ @ 100mA, Pulse, $T_J = 25^\circ\text{C}$ @ 150mA, Pulse, $T_J = 25^\circ\text{C}$	0.62	0.72 0.855 1.0 1.25	V
Reverse Current*	I_{R1}	@ $V_R = 75\text{V}$, Pulse, $T_J = 25^\circ\text{C}$		2.5	μA
	I_{R2}	@ $V_R = 20\text{V}$, Pulse, $T_J = 25^\circ\text{C}$		25	nA
Capacitance between terminals	C_T	@ $V_R = 0\text{V}$, $T_C=25^\circ\text{C}$, $f_{\text{SIG}} = 1\text{MHz}$		4	pF
Reverse Recovery Time	t_{rr}	$I_F=10\text{mA}$ $I_R = 10\text{mA}$ $T_J = 25^\circ\text{C}$ $I_{rr}=1\text{mA}$ $R_L=100\Omega$		4	ns

* Pulse width < 300 μs , duty cycle < 2%

Ratings and Characteristics Curves



- China - Germany - Korea - Singapore - United States •
- <http://www.smc-diodes.com> - sales@smc-diodes.com •

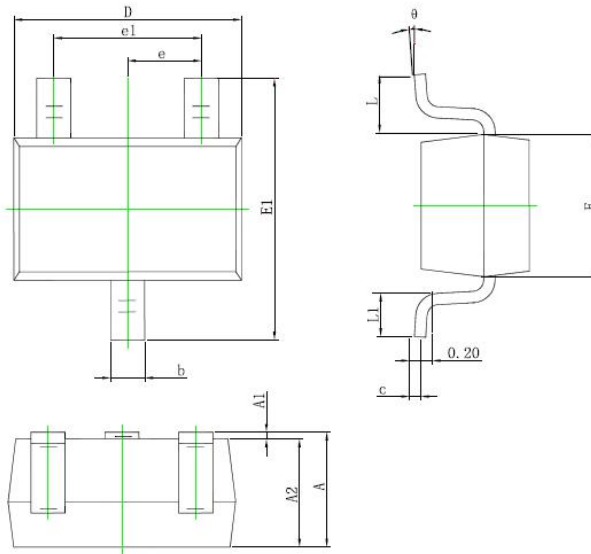
Ordering Information

Device	Package	Shipping
MMBD4448W	SOT-323 (Pb-Free)	3000pcs / reel

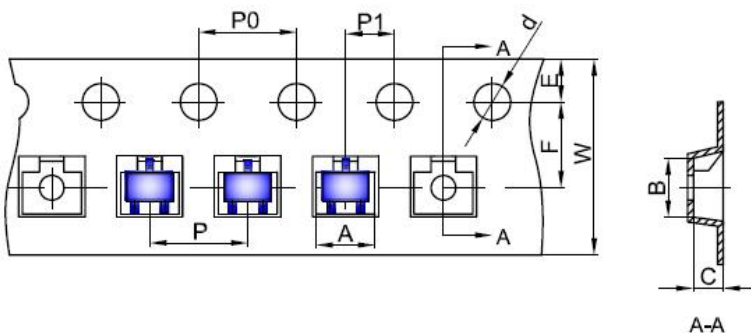
For information on tape and reel specifications, including part orientation and tape sizes, please refer to our tape and reel packaging specification.

Marking Diagram


KA3 = Marking Code

Mechanical Dimensions SOT-323


SYMBOL	Millimeters		Inches	
	MIN.	MAX.	MIN.	MAX.
A	0.900	1.100	0.035	0.043
A1	0.000	0.100	0.000	0.004
A2	0.900	1.000	0.035	0.039
b	0.200	0.400	0.008	0.016
c	0.080	0.150	0.003	0.006
D	2.000	2.200	0.079	0.087
E	1.150	1.350	0.045	0.053
E1	2.150	2.450	0.085	0.096
e	0.650 TYP.		0.026 TYP.	
e1	1.200	1.400	0.047	0.055
L	0.525 REF.		0.021 REF.	
L1	0.260	0.460	0.010	0.018
θ	0°	8°	0°	8°

Carrier Tape Specification SOT-323


SYMBOL	Millimeters	
	Min.	Max.
A	2.20	2.30
B	2.50	2.60
C	1.14	1.24
d	1.45	1.65
E	1.65	1.85
F	3.40	3.60
P	3.90	4.10
P0	3.90	4.10
P1	1.90	2.10
W	7.90	8.30

DISCLAIMER:

1- The information given herein, including the specifications and dimensions, is subject to change without prior notice to improve product characteristics. Before ordering, purchasers are advised to contact the SMC Diode Solutions sales department for the latest version of the datasheet(s).

2- In cases where extremely high reliability is required (such as use in nuclear power control, aerospace and aviation, traffic equipment, medical equipment, and safety equipment), safety should be ensured by using semiconductor devices that feature assured safety or by means of users' fail-safe precautions or other arrangement.

3- In no event shall SMC Diode Solutions be liable for any damages that may result from an accident or any other cause during operation of the user's units according to the datasheet(s). SMC Diode Solution assumes no responsibility for any intellectual property claims or any other problems that may result from applications of information, products or circuits described in the datasheets.

4- In no event shall SMC Diode Solutions be liable for any failure in a semiconductor device or any secondary damage resulting from use at a value exceeding the absolute maximum rating.

5- No license is granted by the datasheet(s) under any patents or other rights of any third party or SMC Diode Solutions.

6- The datasheet(s) may not be reproduced or duplicated, in any form, in whole or part, without the expressed written permission of SMC Diode Solutions.

7- The products (technologies) described in the datasheet(s) are not to be provided to any party whose purpose in their application will hinder maintenance of international peace and safety nor are they to be applied to that purpose by their direct purchasers or any third party. When exporting these products (technologies), the necessary procedures are to be taken in accordance with related laws and regulations..

Looking for pricing, stock, or lifecycle information?

Click below to explore more details on WIN SOURCE:

- ⊖ [View MMBD4448W](#) on WIN SOURCE
- ⊖ [SMC Diode Solutions](#) Information

Optimize Your Supply Chain with WIN SOURCE Solutions

- ✓ Global Sourcing Solution
- ✓ Obsolete Management
- ✓ Cost Control Management
- ✓ Shortage Management
- ✓ Alternative Solution
- ✓ Excess Inventory Management