








**THE DATASHEET OF
C2073**



RF TRANSFORMER

For Wideband RF Applications



-  For single-ended to balanced applications
-  Value-oriented construction
-  Small surface mount package
-  Excellent insertion loss
-  Various impedance ratios available

Electrical Specifications @ 25°C

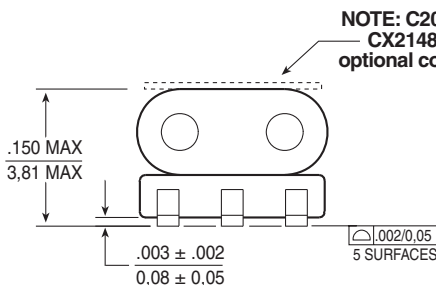
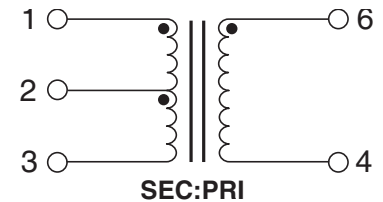
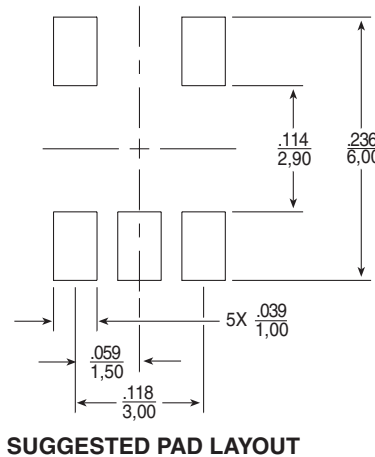
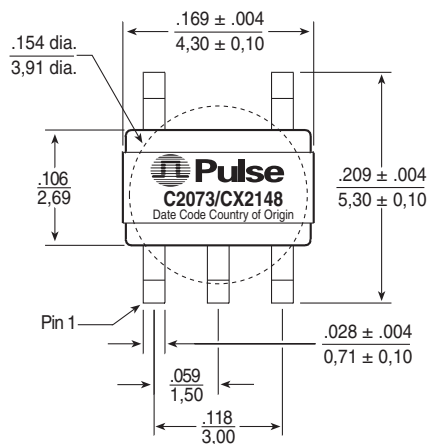
Standard Part Number	RoHS-6 Compliant Part No.	Impedance Ratio ¹ Pri:Sec (±2%)	Turns Ratio ¹ Pri:Sec (±2%)	Insertion Loss ² (dB TYP/MAX)		Amplitude Balance ² (dB TYP/MAX)		Phase Balance ² (degrees TYP/MAX)		Return Loss (dB TYP/MIN)	
				5-65MHz:	65-200MHz:	5-65MHz:	65-200MHz:	5-65MHz:	65-200MHz:	5-65MHz:	65-200MHz:
C2073	C2073NL	1:4CT	1:2CT	5-65MHz:	65-200MHz:	5-65MHz:	65-200MHz:	5-65MHz:	65-200MHz:	5-65MHz:	65-200MHz:
C2073A	C2073ANL			0.50/0.70	0.80/1.20	0.01/0.02	0.02/0.05	0.4/2.0	2.0/5.0	20/15	13/7.0
CX2148	CX2148NL	1:1CT	1:1CT	5-50 MHz:		5-50 MHz:		5-50 MHz:		5-50 MHz:	
CX2148A	CX2148ANL			0.50dB MAX		0.10dB MAX		2° MAX		20dB MIN	

NOTE: Part with cover plate is designated C2073A or CX2148A. Optional Tape & Reel packaging can be ordered by adding a "T" suffix to the part number (ex: C2073T, C2073AT or C2073NLT).

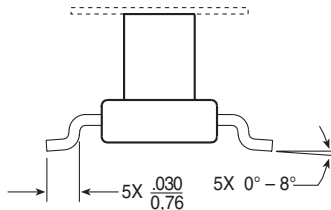
Mechanical

Schematic

C2073/CX2148



NOTE: C2073A and CX2148A has optional cover plate



Dimensions: $\frac{\text{Inches}}{\text{mm}}$
Unless otherwise specified, all tolerances are $\pm \frac{.010}{0.25}$

RF TRANSFORMER

For Wideband RF Applications

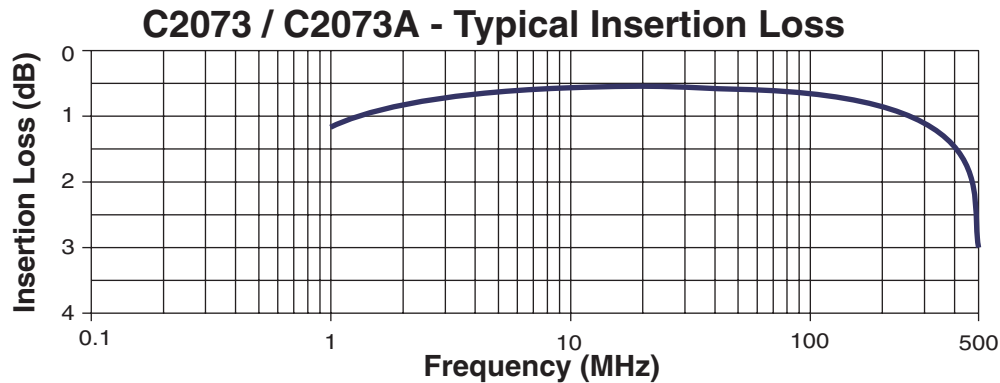


Application Notes

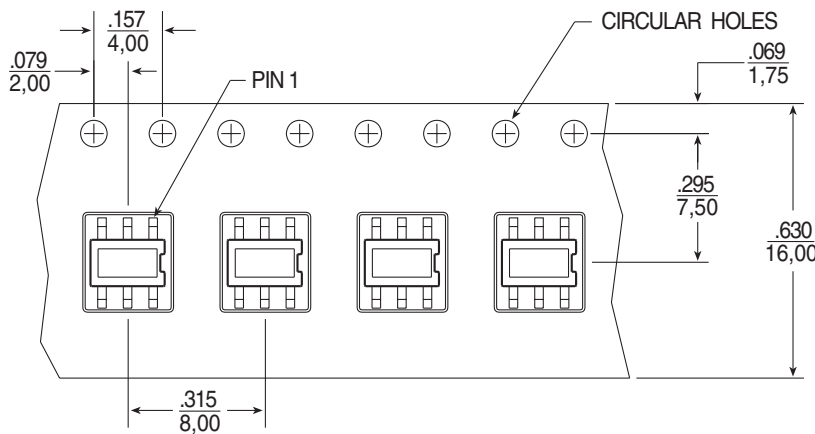
- A. Materials used in the products are UL94-V0 recognized. Products meet requirements of IEC 695-2-2 (Needle Flame Test).
- B. For additional impedance ratios and frequency ranges, please contact Applications Engineering.
- C. For performance plots of **CX2148** and **CX2148A**, please contact Applications Engineering.

Notes from Tables

1. Impedance and turns ratios are specified primary:secondary. (CT=Center Tap).
2. For **CX2148** and **CX2148A**, Insertion Loss, Amplitude Balance and Phase Balance are measured on balanced side (secondary output pins 1 and 3) relative to ground pin (pin 2).



Tape and Reel Information



Weight 0.43 grams
 Tape & Reel 2000 /reel
 Tray 100 /tray

USER DIRECTION OF FEED
 QTY: 2200 PCS / REEL


For More Information:

Pulse Worldwide Headquarters	Pulse Northern Europe	Pulse Southern Europe	Pulse China Headquarters	Pulse North China	Pulse South Asia	Pulse North Asia
12220 World Trade Drive San Diego, CA 92128 U.S.A. www.pulseeng.com TEL: 858 674 8100 FAX: 858 674 8262	3 Huxley Road Surrey Research Park Guildford, Surrey GU2 5RE United Kingdom TEL: 44 1483 401700 FAX: 44 1483 401701	Zone Industrielle F-39270 Orgelet France TEL: 33 3 84 35 04 04 FAX: 33 3 84 25 46 41	No. 1 Industrial District Changan, Dongguan China TEL: 86 769 5538070 FAX: 86 769 5538870	Room 1503 XinYin Building No. 888 YiShan Road Shanghai 200233 China TEL: 86 21 54643211/2 FAX: 86 21 54643210	150 Kampong Ampat #07-01/02 KA Centre Singapore 368324 TEL: 65 6287 8998 FAX: 65 6280 0080	No. 26 Kao Ching Road Yang Mei Chen Taoyuan Hsien Taiwan, R. O. C. TEL: 886 3 4641811 FAX: 886 3 4641911

Performance warranty of products offered on this data sheet is limited to the parameters specified. Data is subject to change without notice. Other brand and product names mentioned herein may be trademarks or registered trademarks of their respective owners.
 © Copyright, 2006. Pulse Engineering, Inc. All rights reserved.

Looking for pricing, stock, or lifecycle information?

Click below to explore more details on WIN SOURCE:

 [View C2073 on WIN SOURCE](#)

 [Pulse Information](#)

Optimize Your Supply Chain with WIN SOURCE Solutions

-  Global Sourcing Solution
-  Obsolete Management
-  Cost Control Management
-  Shortage Management
-  Alternative Solution
-  Excess Inventory Management