





## Small Signal Switching Diodes, High Voltage



### FEATURES

- Silicon epitaxial planar diodes
- For general purpose
- AEC-Q101 qualified available (part number on request)
- Base P/N-G3 - green, commercial grade
- Material categorization: for definitions of compliance please see [www.vishay.com/doc?99912](http://www.vishay.com/doc?99912)



### DESIGN SUPPORT TOOLS

[click logo to get started](#)



### MECHANICAL DATA

Case: SOD-123

Weight: approx. 9.4 mg

Packaging codes / options:

18/10K per 13" reel (8 mm tape), 10K/box

08/3K per 7" reel (8 mm tape), 15K/box

PARTS TABLE					
PART	TYPE DIFFERENTIATION	ORDERING CODE	TYPE MARKING	CIRCUIT CONFIGURATION	REMARKS
BAV19W-G	V <sub>R</sub> = 100 V	BAV19W-G3-08 or BAV19W-G3-18	AS	Single	Tape and reel
BAV20W-G	V <sub>R</sub> = 150 V	BAV20W-G3-08 or BAV20W-G3-18	AT	Single	Tape and reel
BAV21W-G	V <sub>R</sub> = 200 V	BAV21W-G3-08 or BAV21W-G3-18	AU	Single	Tape and reel

ABSOLUTE MAXIMUM RATINGS (T <sub>amb</sub> = 25 °C, unless otherwise specified)					
PARAMETER	TEST CONDITION	PART	SYMBOL	VALUE	UNIT
Continuous reverse voltage		BAV19W-G	V <sub>R</sub>	100	V
		BAV20W-G	V <sub>R</sub>	150	V
		BAV21W-G	V <sub>R</sub>	200	V
Repetitive peak reverse voltage		BAV19W-G	V <sub>RRM</sub>	120	V
		BAV20W-G	V <sub>RRM</sub>	200	V
		BAV21W-G	V <sub>RRM</sub>	250	V
DC forward current <sup>(1)</sup>			I <sub>F</sub>	250	mA
Rectified current (average) half wave rectification with resist. load <sup>(1)</sup>			I <sub>F(AV)</sub>	200	mA
Repetitive peak forward current <sup>(1)</sup>	f ≥ 50 Hz		I <sub>FRM</sub>	625	mA
Surge forward current	t < 1 s		I <sub>FSM</sub>	1	A
Power dissipation <sup>(1)</sup>			P <sub>tot</sub>	410	mW

THERMAL CHARACTERISTICS (T <sub>amb</sub> = 25 °C, unless otherwise specified)				
PARAMETER	TEST CONDITION	SYMBOL	VALUE	UNIT
Thermal resistance junction to ambient air <sup>(1)</sup>		R <sub>thJA</sub>	375	K/W
Junction temperature <sup>(1)</sup>		T <sub>j</sub>	150	°C
Storage temperature range <sup>(1)</sup>		T <sub>stg</sub>	-65 to +150	°C
Operating temperature range		T <sub>op</sub>	-55 to +150	°C

### Note

<sup>(1)</sup> Valid provided that leads are kept at ambient temperature



ELECTRICAL CHARACTERISTICS (T <sub>amb</sub> = 25 °C, unless otherwise specified)							
PARAMETER	TEST CONDITION	PART	SYMBOL	MIN.	TYP.	MAX.	UNIT
Forward voltage	I <sub>F</sub> = 100 mA		V <sub>F</sub>			1	V
	I <sub>F</sub> = 200 mA		V <sub>F</sub>			1250	mV
Leakage current	V <sub>R</sub> = 100 V	BAV19W-G	I <sub>R</sub>			100	nA
	V <sub>R</sub> = 100 V, T <sub>J</sub> = 100 °C	BAV19W-G	I <sub>R</sub>			15	μA
	V <sub>R</sub> = 150 V	BAV20W-G	I <sub>R</sub>			100	nA
	V <sub>R</sub> = 150 V, T <sub>J</sub> = 100 °C	BAV20W-G	I <sub>R</sub>			15	μA
	V <sub>R</sub> = 200 V	BAV21W-G	I <sub>R</sub>			100	nA
	V <sub>R</sub> = 200 V, T <sub>J</sub> = 100 °C	BAV21W-G	I <sub>R</sub>			15	μA
Dynamic forward resistance	I <sub>F</sub> = 10 mA		r <sub>f</sub>		5		Ω
Diode capacitance	V <sub>R</sub> = 0, f = 1 MHz		C <sub>D</sub>		1.5		pF
Reverse recovery time	I <sub>F</sub> = 30 mA, I <sub>R</sub> = 30 mA, i <sub>R</sub> = 3 mA, R <sub>L</sub> = 100 Ω		t <sub>rr</sub>			50	ns

**TYPICAL CHARACTERISTICS** (T<sub>amb</sub> = 25 °C, unless otherwise specified)

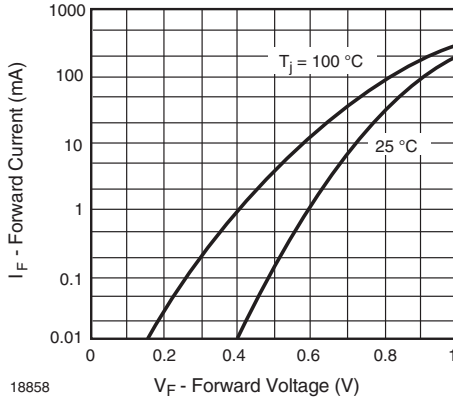


Fig. 1 - Forward Current vs. Forward Voltage

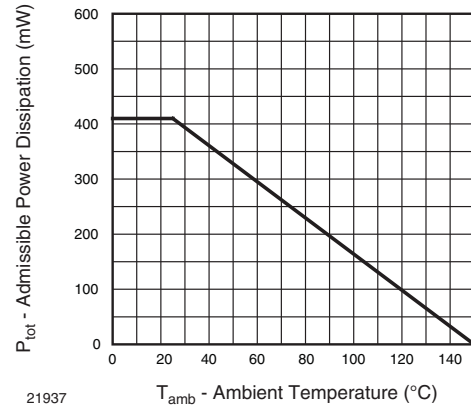


Fig. 3 - Admissible Power Dissipation vs. Ambient Temperature

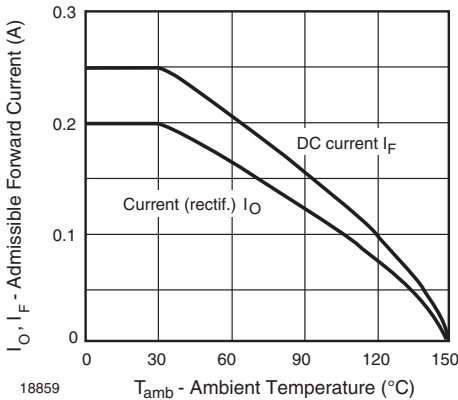


Fig. 2 - Admissible Forward Current vs. Ambient Temperature

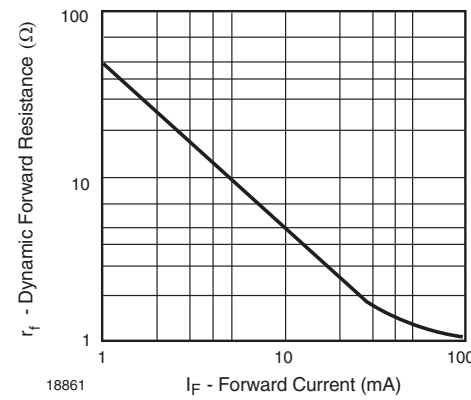


Fig. 4 - Dynamic Forward Resistance vs. Forward Current

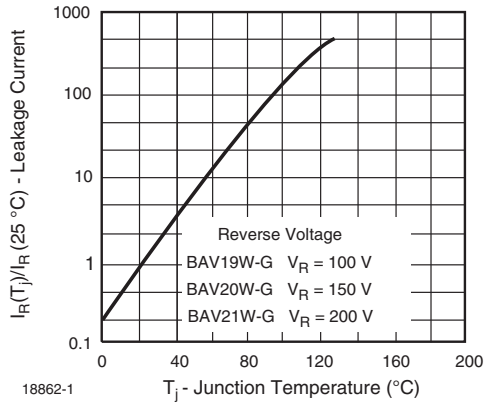


Fig. 5 - Leakage Current vs. Junction Temperature

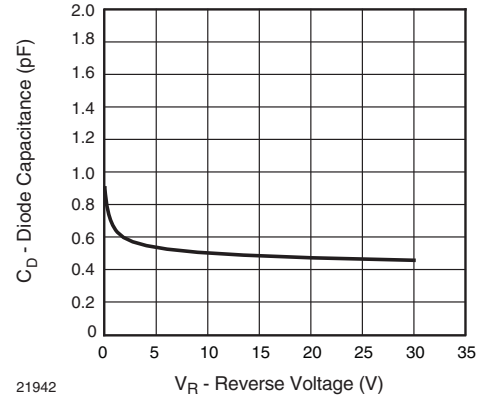


Fig. 6 - Diodes Capacitance vs. Reverse Voltage

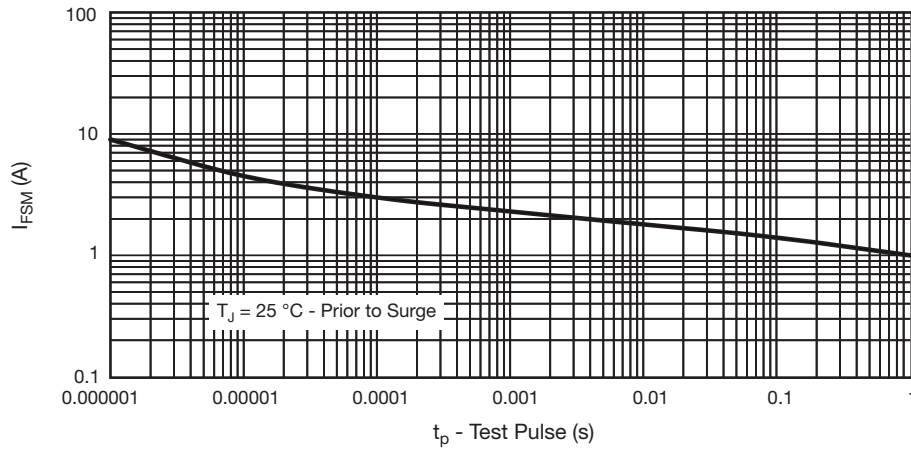
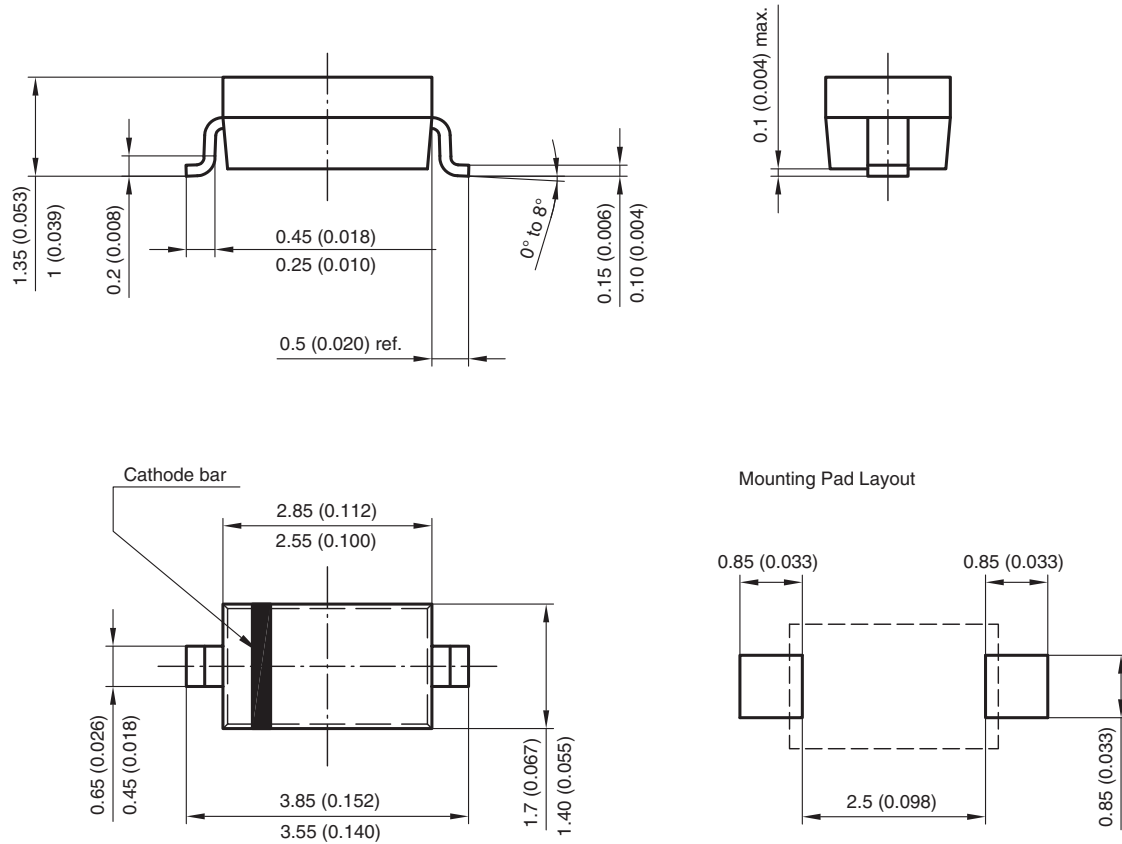


Fig. 7 - Non-Repetitive Peak Forward Current vs. Pulse Duration  
Maximum Admissible Values of Square Pulses



## PACKAGE DIMENSIONS in millimeters (inches): SOD-123



Rev. 4 - Date: 24. Sep. 2009  
Document no.: S8-V-3910.01-001 (4)  
17432

## Looking for pricing, stock, or lifecycle information?

Click below to explore more details on WIN SOURCE:

 [View BAV21W-G3-08 on WIN SOURCE](#)

 [Vishay Information](#)

## Optimize Your Supply Chain with WIN SOURCE Solutions

-  Global Sourcing Solution
-  Obsolete Management
-  Cost Control Management
-  Shortage Management
-  Alternative Solution
-  Excess Inventory Management